

SC Germany Auto 2014-2 Monthly Investor Report



**SC Germany Auto 2014-2
Monthly Investor Report**

Cover Sheet Monthly Investor Report



Reporting Date	08.06.2018					
Payment Date	11.06.2018					
Period No	45					
Monthly Period	Jun 2018					
Interest Period	from	11.05.2018	to	11.06.2018	=	31 days
Collection Period	from	01.05.2018	to	31.05.2018		

Index

Page

1. Portfolio Information	1
2. Reserve Accounts	2
3. Delinquency Data	3
4. Default Data	4
5. Concentration Limits	5
6. Outstanding Notes	6
7. Original Principal Balance	7
7.1 Original PB (Graph)	8
8. Current Principal Balance	9
8.1 Current PB (Graph)	10
9. Borrower Concentration	11
10. Geographical Distribution	12
10.1 Geographical (Graph)	13
11. Object / Vehicle / Distribution	14
12. Insurances	15
13. Contract Type	16
14. Payment Methods	17
15. Downpayment	18
16. Effective Interest Rate	19
16.1. Effective Interest Rate (Graph)	20
17. Seasoning	21
17.1 Seasoning (Graph)	22
18. Remaining Term	23
18.1 Remaining Term (Graph)	24
19. Original Term	25
19.1 Original Term (Graph)	26
20. Manufacturer Brands	27
21. Priority of Payments + Transaction Costs	28
22. Retention	29
23. Counterparties	30
24. Issuer Information	31
25. Santander Consumer Bank	32

**SC Germany Auto 2014-2
Monthly Investor Report**

1. Portfolio Information



Reporting Date	08.06.2018				
Payment Date	11.06.2018				
Period No	45				
Monthly Period	Jun 2018				
Interest Period from	11.05.2018	to	11.06.2018	=	31 days
Collection Period from	01.05.2018	to	31.05.2018		

	No. of Contracts	current period Aggregate Outstanding Principal Amount	previous period Aggregate Outstanding Principal Amount
Outstanding Receivables			
Beginning of Period	367.314	2.999.999.998,98 €	2.999.999.998,56 €
Scheduled Principal Payments		79.511.528,34 €	
Prepayment Principal		42.192.797,36 €	
Others		3.029.692,93 €	
Total Principal Collections		124.734.018,63 €	122.821.351,07 €
Total Interest Collections		13.485.742,27 €	13.636.346,66 €
Defaults		698.150,42 €	578.401,30 €
Replenishment Amount		125.432.169,71 €	123.399.752,79 €
End of Period	367.545	2.999.999.999,64 €	2.999.999.998,98 €
Purchase Shortfall Amount		0,36 €	1,02 €
Total Assets (End of Period)		3.000.000.000,00 €	3.000.000.000,00 €
Current Prepayment Rate (annualised)		15,6%	

**SC Germany Auto 2014-2
Monthly Investor Report**

2. Reserve Accounts



Reporting Date	08.06.2018			
Payment Date	11.06.2018			
Period No	45			
Monthly Period	Jun 2018			
Interest Period from	11.05.2018	to	11.06.2018	= 31 days
Collection Period from	01.05.2018	to	31.05.2018	

Note Balance

Beginning of Period	3.000.000.000,00 €
End of Period	3.000.000.000,00 €

Reserve Accounts

Reserve Account	in %		Trigger Event y/n
Beginning of Period	1,00%	30.000.000,00 €	
Cash Outflow		- €	
Cash Inflow		- €	
End of Period	1,00%	30.000.000,00 €	
Required Reserve Fund	1,00%	30.000.000,00 €	

Commingling Reserve

	in %		Trigger Event y/n
Beginning of Period		n/a	no
Cash Outflow		n/a	
Cash Inflow		n/a	
End of Period		n/a	
Required Commingling Reserve Fund		n/a	

Set-Off Reserve

	in %		Trigger Event y/n
Beginning of Period		n/a	no
Cash Outflow		n/a	
Cash Inflow		n/a	
End of Period		n/a	
Required Set-Off Reserve Fund		n/a	
Current Set-Off Amount		n/a	
Set-Off Amount (per Loan)		n/a	
Set-Off Amount (in % of Outstanding Balance)		n/a	

**SC Germany Auto 2014-2
Monthly Investor Report**

3. Delinquency Data



Reporting Date	08.06.2018				
Payment Date	11.06.2018				
Period No	45				
Monthly Period	Jun 2018				
Interest Period	from	11.05.2018	to	11.06.2018	= 31 days
Collection Period	from	01.05.2018	to	31.05.2018	

Note Balance

Beginning of Period	3.000.000.000,00 €
End of Period	3.000.000.000,00 €

Delinquency Data and Ratios

	3-MRA* / current ratio	Amount at risk	Overdue amount	Number of Loans
3-MRA* 1- 30 days past due	0,21%			
1- 30 days past due period before previous period		5.421.145,86 €	351.972,90 €	599
1- 30 days past due previous period		6.415.670,85 €	716.841,71 €	726
1- 30 days past due current period	0,23%	6.925.545,86 €	566.850,95 €	792
3-MRA* 31- 60 days past due	0,19%			
31- 60 days past due period before previous period		6.176.754,91 €	367.220,48 €	720
31- 60 days past due previous period		5.106.513,97 €	257.368,18 €	601
31- 60 days past due current period	0,19%	5.612.323,71 €	470.610,34 €	660
3-MRA* 61-90 days past due	0,08%			
61- 90 days past due period before previous period		2.065.804,78 €	154.233,29 €	241
61- 90 days past due previous period		2.387.382,92 €	205.988,05 €	273
61- 90 days past due current period	0,08%	2.382.148,46 €	173.831,83 €	272
3-MRA* 91-120 days past due	0,05%			
91- 120 days past due period before previous period		1.455.490,84 €	147.325,89 €	148
91- 120 days past due previous period		1.402.966,78 €	121.881,11 €	151
91- 120 days past due current period	0,05%	1.549.361,37 €	170.091,63 €	175
3-MRA* 121-150 days past due	0,02%			
121- 150 days past due period before previous period		773.877,02 €	85.851,55 €	77
121- 150 days past due previous period		612.830,50 €	93.125,41 €	68
121- 150 days past due current period	0,03%	753.278,63 €	90.540,12 €	82
3-MRA* 151-180 days past due	0,03%			
151- 180 days past due period before previous period		842.607,57 €	165.274,71 €	96
151- 180 days past due previous period		968.805,54 €	169.296,69 €	92
151- 180 days past due current period	0,03%	1.019.473,66 €	193.308,67 €	101

* 3-MRA stands for three months rolling average

**SC Germany Auto 2014-2
Monthly Investor Report**

4. Default Data



Reporting Date	08.06.2018				
Payment Date	11.06.2018				
Period No	45				
Monthly Period	Jun 2018				
Interest Period	from	11.05.2018	to	11.06.2018	= 31 days
Collection Period	from	01.05.2018	to	31.05.2018	

Note Balance

Beginning of Period	3.000.000.000,00 €
End of Period	3.000.000.000,00 €

Default Data and Ratios

Current Default

	Amount	Number of Loans
Current Period Gross Default	698.150,42 €	
Current Period Recoveries	145.404,61 €	
Current Period Net Default	552.745,81 €	
New Number of Defaulted Contracts		95

Cumulative Default

Cumulative Gross Default	19.294.929,43 €	
Cumulative Recoveries	3.544.678,27 €	
Cumulative Net Default	15.750.251,16 €	
Total Number of Defaulted Contracts		2.788

**3-MRA* /
current ratio**

Ratio

3-MRA* Annualised Net Default Ratio (New Default)

0,19%

Annualised Loss Ratio period before previous period	0,18%
Annualised Loss Ratio previous period	0,16%
Annualised Loss Ratio current period	0,22%

Principal Deficiency

		Trigger Event y/n
Principal Deficiency period before previous period	- €	no
Principal Deficiency previous period	- €	
Principal Deficiency current period	- €	
PDL Trigger	7.500.000,00 €	

Repurchased Assets

Current Repurchased Asset Amount through breach of warranty or voluntary buyback	- €
Cumulative Repurchased Asset Amount through breach of warranty or voluntary buyback	- €

* 3-MRA stands for three months rolling average

**SC Germany Auto 2014-2
Monthly Investor Report**

5. Concentration Limits



Reporting Date	08.06.2018				
Payment Date	11.06.2018				
Period No	45				
Monthly Period	Jun 2018				
Interest Period	from	11.05.2018	to	11.06.2018	= 31 days
Collection Period	from	01.05.2018	to	31.05.2018	

Portfolio Concentrations	Minimum-Trigger	Maximum-Trigger	Current Value	Trigger Breach
New Vehicles (applicable for Replenishment Portfolio)	35,00%	-	35,00%	no
Average Yield (applicable for Total Portfolio)	4,25%	-	4,33%	no
Contracts with Balloon Rates (applicable for Total Portfolio)	-	30,00%	19,42%	no
Remaining Term (applicable for Total Portfolio)	-	62,50	46,57	no
Online Business (applicable for Total Portfolio)	-	10,00%	0,00%	no
Loans with Original Term of more than 90 months (applicable for Total Portfolio)	-	37,00%	31,98%	no

Early Amortisation Events	Maximum-Trigger	Current Value	Trigger Breach
Cumulative Loss Ratio			
- prior to or on 31 August 2015	0,75%	-	-
- prior to or on 31 August 2016	1,20%	-	-
- prior to or on 31 August 2017	1,80%	-	-
- prior to or on 31 August 2018	2,25%	0,20%	no
Purchase Shortfall Event			no
Period before previous period		1,62 €	
Previous period		1,44 €	
Current period		1,02 €	
Principal Deficiency Event			no

SC Germany Auto 2014-2
Monthly Investor Report

6. Outstanding Notes



Reporting Date	08.06.2018		
Payment Date	11.06.2018		
Period No	45		
Monthly Period	Jun 2018		
Interest Period from	11.05.2018	to	11.06.2018 = 31 days
Collection Period from	01.05.2018	to	31.05.2018

	All notes	Class A	Class B
1. Note Balance			
General Note Information			
ISIN Code		XS1107063676	XS1107063593
Currency		EUR	EUR
Initial Tranching	in %	96,50%	3,50%
Legal Maturity		Aug 2030	Aug 2030
Expected Maturity		Jul 2022	Jul 2022
Original Rating (DBRS / S&P)		A(sf) / A(sf)	Not rated
Current Rating (DBRS / S&P)*		A (high) (sf) / A(sf)	Not rated
Initial Notes Aggregate Principal Outstanding Balance	3.000.000.000,00 €	2.895.000.000,00 €	105.000.000,00 €
Initial Nominal per Note		100.000,00 €	100.000,00 €
Initial Number of Notes per Class		28.950	1.050
Current Note Information			
Class Principal Outstanding Balance Beginning of Period	3.000.000.000,00 €	2.895.000.000,00 €	105.000.000,00 €
Available Distribution Amount	168.365.166,53 €		
Replenishment	125.432.169,71 €		
Amortisation	0,00 €		
Redemption per Class	0,00 €	0,00 €	0,00 €
Redemption per Note		0,00 €	0,00 €
Class Principal Outstanding Balance End of Period	3.000.000.000,00 €	2.895.000.000,00 €	105.000.000,00 €
Current Tranching		96,50%	3,50%
Current Pool Factor		1,00	1,00
2. Payments to Investors per Note			
Interest Rate Basis: Fixed		1,209%	2,505%
DayCount Convention		act/360	act/360
Interest Days	31		
Principal Outstanding per Note Beginning of Period		100.000,00 €	100.000,00 €
> Principal Repayment per Note		0,00 €	0,00 €
Principal Outstanding per Note End of Period		100.000,00 €	100.000,00 €
> Interest accrued for the period		3.013.984,50 €	226.495,50 €
Interest Payment		3.013.984,50 €	226.495,50 €
Interest Payment per Note		104,11 €	215,71 €
3. Credit Enhancements			
Initial total CE (Subordination, Reserve)		4,50%	1,00%
Current CE (incl. Excess Spread)		7,58%	4,08%
Current CE (excl. Excess Spread)		4,50%	1,00%

* Last rating action as of 06.09.2016

SC Germany Auto 2014-2
Monthly Investor Report

7. Original Principal Balance



Reporting Date	08.06.2018			
Payment Date	11.06.2018			
Period No	45			
Monthly Period	Jun 2018			
Interest Period	from 11.05.2018	to	11.06.2018	= 31 days
Collection Period	from 01.05.2018	to	31.05.2018	

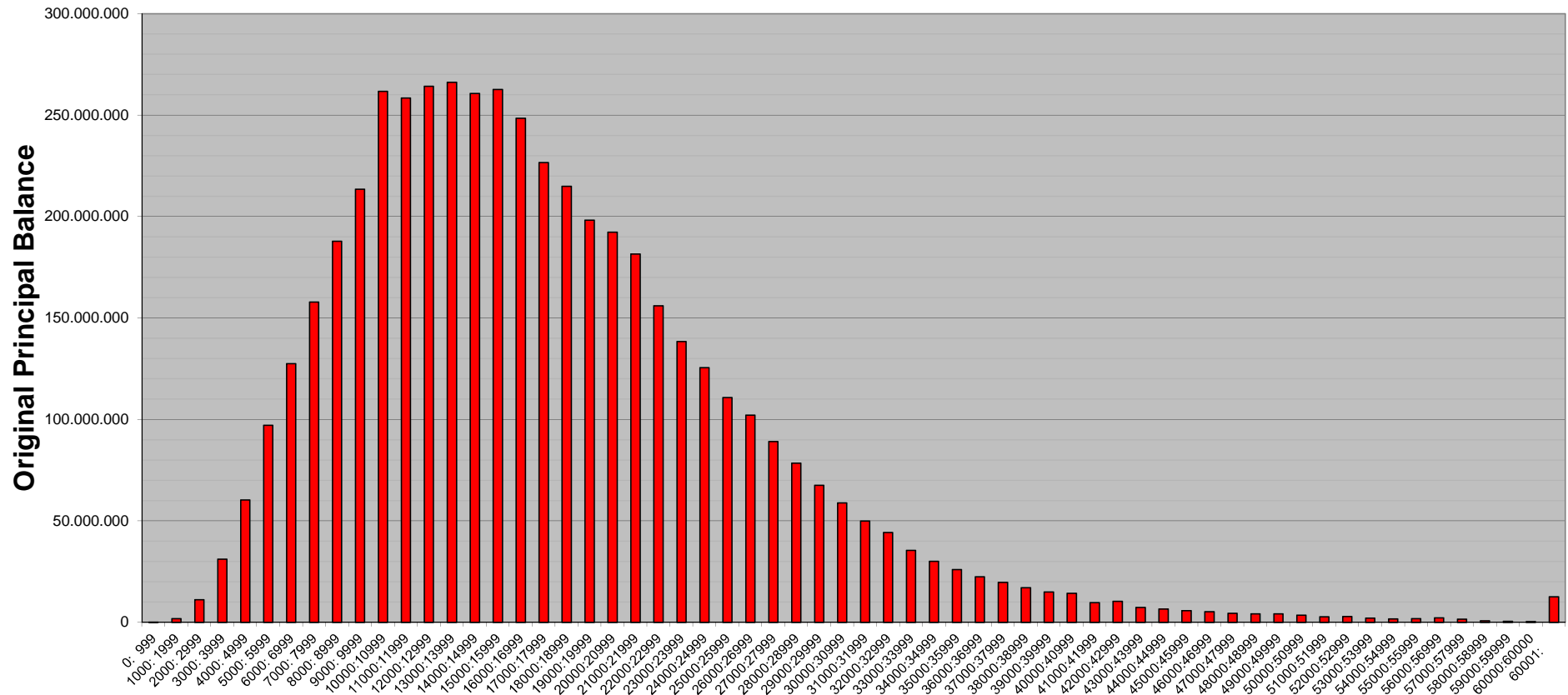
Original Principal Balance (Ranges in EUR)	Original Principal Balance in EUR	Percentage of Total Balance	Number of Loans	Percentage of Total Loans
0- 999	59.157,13	0,00%	73	0,02%
1000- 1999	1.778.757,58	0,04%	1.106	0,30%
2000- 2999	11.153.932,51	0,22%	4.391	1,19%
3000- 3999	31.183.383,37	0,62%	8.886	2,42%
4000- 4999	60.247.951,14	1,20%	13.365	3,64%
5000- 5999	97.051.727,62	1,94%	17.657	4,80%
6000- 6999	127.528.175,86	2,54%	19.578	5,33%
7000- 7999	157.804.308,68	3,15%	21.008	5,72%
8000- 8999	187.826.886,96	3,75%	22.078	6,01%
9000- 9999	213.449.987,92	4,26%	22.438	6,10%
10000-10999	261.658.075,55	5,22%	24.924	6,78%
11000-11999	258.361.431,67	5,15%	22.463	6,11%
12000-12999	264.216.787,55	5,27%	21.141	5,75%
13000-13999	266.119.337,95	5,31%	19.724	5,37%
14000-14999	260.634.130,70	5,20%	17.978	4,89%
15000-15999	262.559.717,16	5,24%	16.947	4,61%
16000-16999	248.464.532,35	4,95%	15.062	4,10%
17000-17999	226.574.349,21	4,52%	12.951	3,52%
18000-18999	214.872.213,15	4,28%	11.623	3,16%
19000-19999	198.192.356,15	3,95%	10.170	2,77%
20000-20999	192.341.532,24	3,84%	9.398	2,56%
21000-21999	181.490.040,99	3,62%	8.444	2,30%
22000-22999	156.017.736,39	3,11%	6.936	1,89%
23000-23999	138.335.247,49	2,76%	5.888	1,60%
24000-24999	125.505.890,17	2,50%	5.125	1,39%
25000-25999	110.814.236,84	2,21%	4.350	1,18%
26000-26999	102.096.485,64	2,04%	3.854	1,05%
27000-27999	89.109.801,44	1,78%	3.241	0,88%
28000-28999	78.407.530,88	1,56%	2.753	0,75%
29000-29999	67.538.220,34	1,35%	2.290	0,62%
30000-30999	58.848.140,17	1,17%	1.932	0,53%
31000-31999	49.866.169,41	0,99%	1.584	0,43%
32000-32999	44.281.374,55	0,89%	1.363	0,37%
33000-33999	38.401.670,13	0,77%	1.057	0,29%
34000-34999	30.110.144,73	0,60%	873	0,24%
35000-35999	25.969.837,81	0,52%	732	0,20%
36000-36999	22.480.241,09	0,45%	616	0,17%
37000-37999	19.680.119,45	0,39%	525	0,14%
38000-38999	17.079.401,84	0,34%	444	0,12%
39000-39999	14.951.515,56	0,30%	379	0,10%
40000-40999	14.263.570,40	0,28%	353	0,10%
41000-41999	9.668.171,01	0,19%	233	0,06%
42000-42999	10.321.848,26	0,21%	243	0,07%
43000-43999	7.305.714,38	0,15%	168	0,05%
44000-44999	6.584.769,61	0,13%	148	0,04%
45000-45999	5.729.419,81	0,11%	126	0,03%
46000-46999	5.163.133,62	0,10%	111	0,03%
47000-47999	4.461.252,53	0,09%	98	0,03%
48000-48999	4.214.970,02	0,08%	87	0,02%
49000-49999	4.206.114,75	0,08%	85	0,02%
50000-50999	3.526.693,00	0,07%	70	0,02%
51000-51999	2.732.114,04	0,05%	53	0,01%
52000-52999	2.884.049,47	0,06%	55	0,01%
53000-53999	2.029.907,15	0,04%	38	0,01%
54000-54999	1.743.630,46	0,03%	32	0,01%
55000-55999	1.828.114,42	0,04%	33	0,01%
56000-56999	2.199.000,66	0,04%	39	0,01%
57000-57999	1.605.473,36	0,03%	28	0,01%
58000-58999	702.181,90	0,01%	12	0,00%
59000-59999	536.423,30	0,01%	9	0,00%
60000-60000	360.000,00	0,01%	6	0,00%
60001:	12.623.120,02	0,25%	175	0,05%
Total	5.014.752.209,54	100,00%	367.545	100,00%

Statistics		in EUR
Average Amount		13.643,91

**SC Germany Auto 2014-2
Monthly Investor Report**

7.1 Original PB (Graph)

Reporting Date	08.06.2018	
Payment Date	11.06.2018	
Period No	45	
Monthly Period	Jun 2018	
Interest Period	from 11.05.2018	to 11.06.2018 = 31 days
Collection Period	from 01.05.2018	to 31.05.2018



SC Germany Auto 2014-2
Monthly Investor Report

8. Current Principal Balance



Reporting Date	08.06.2018			
Payment Date	11.06.2018			
Period No	45			
Monthly Period	Jun 2018			
Interest Period	from 11.05.2018	to	11.06.2018	= 31 days
Collection Period	from 01.05.2018	to	31.05.2018	

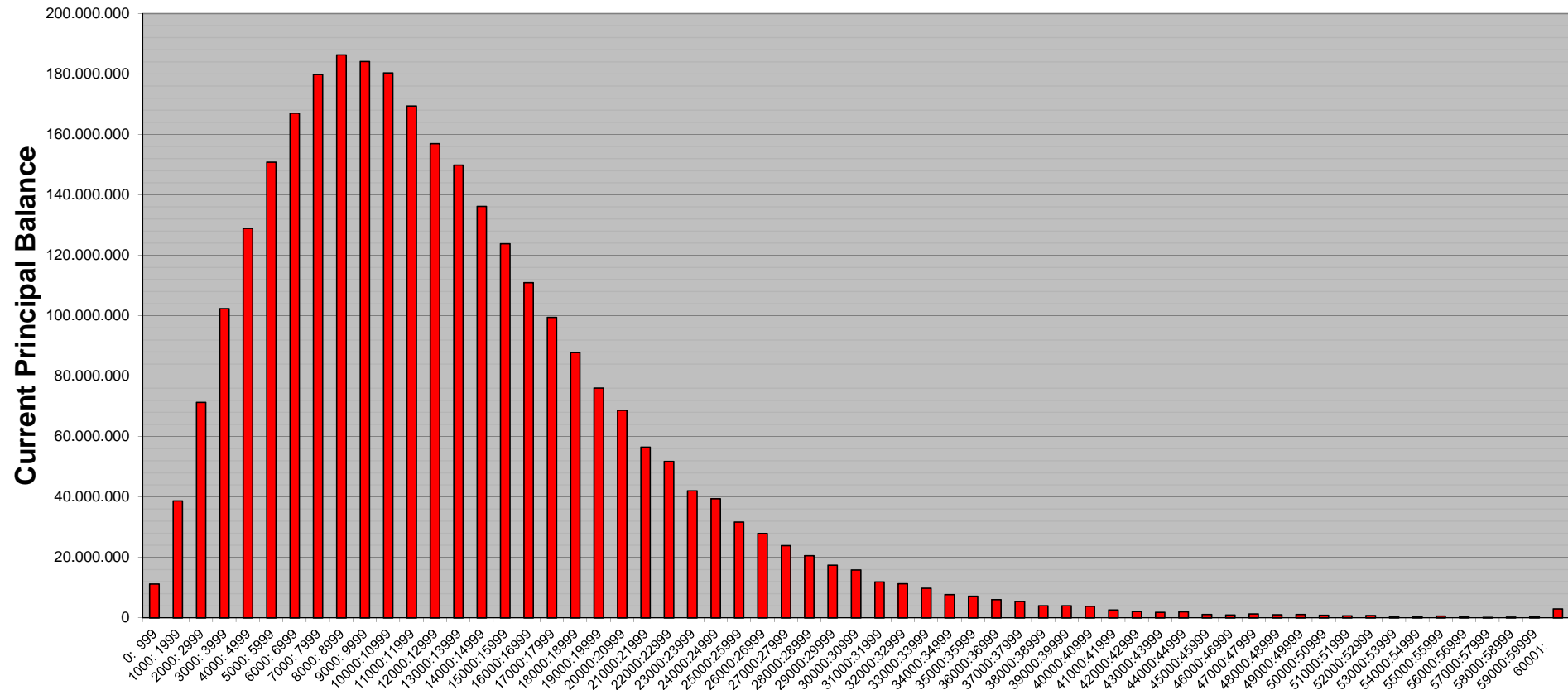
Current Principal Balance (Ranges in EUR)	Current Principal Balance in EUR	Percentage of Total Balance	Number of Loans	Percentage of Total Loans
0- 999	11.201.942,82	0,37%	23.864	6,49%
1000- 1999	38.714.152,98	1,29%	25.578	6,96%
2000- 2999	71.303.054,35	2,38%	28.461	7,74%
3000- 3999	102.330.101,59	3,41%	29.232	7,95%
4000- 4999	128.904.481,76	4,30%	28.668	7,80%
5000- 5999	150.790.270,73	5,03%	27.449	7,47%
6000- 6999	167.009.807,53	5,57%	25.705	6,99%
7000- 7999	179.826.829,67	5,99%	23.999	6,53%
8000- 8999	186.258.422,73	6,21%	21.944	5,97%
9000- 9999	184.079.256,21	6,14%	19.402	5,28%
10000-10999	180.369.146,04	6,01%	17.190	4,68%
11000-11999	169.378.194,65	5,65%	14.733	4,01%
12000-12999	156.913.633,34	5,23%	12.560	3,42%
13000-13999	149.859.046,09	5,00%	11.111	3,02%
14000-14999	136.183.644,89	4,54%	9.399	2,56%
15000-15999	123.822.464,42	4,13%	7.995	2,18%
16000-16999	110.909.741,00	3,70%	6.728	1,83%
17000-17999	99.441.316,94	3,31%	5.686	1,55%
18000-18999	87.794.278,95	2,93%	4.750	1,29%
19000-19999	76.073.816,95	2,54%	3.905	1,06%
20000-20999	68.672.626,63	2,29%	3.353	0,91%
21000-21999	56.496.775,60	1,88%	2.630	0,72%
22000-22999	51.764.469,46	1,73%	2.302	0,63%
23000-23999	42.011.407,84	1,40%	1.790	0,49%
24000-24999	39.438.638,54	1,31%	1.610	0,44%
25000-25999	31.707.760,72	1,06%	1.243	0,34%
26000-26999	27.935.299,80	0,93%	1.055	0,29%
27000-27999	23.921.713,57	0,80%	871	0,24%
28000-28999	20.532.758,39	0,68%	721	0,20%
29000-29999	17.376.868,73	0,58%	589	0,16%
30000-30999	15.885.056,82	0,53%	521	0,14%
31000-31999	11.915.009,80	0,40%	378	0,10%
32000-32999	11.263.691,87	0,38%	347	0,09%
33000-33999	9.810.760,33	0,33%	293	0,08%
34000-34999	7.728.341,22	0,26%	224	0,06%
35000-35999	7.203.755,06	0,24%	203	0,06%
36000-36999	5.983.599,51	0,20%	164	0,04%
37000-37999	5.431.830,20	0,18%	145	0,04%
38000-38999	4.002.106,15	0,13%	104	0,03%
39000-39999	4.024.573,48	0,13%	102	0,03%
40000-40999	3.849.074,64	0,13%	95	0,03%
41000-41999	2.611.663,33	0,09%	63	0,02%
42000-42999	2.125.058,91	0,07%	50	0,01%
43000-43999	1.779.899,22	0,06%	41	0,01%
44000-44999	2.004.172,23	0,07%	45	0,01%
45000-45999	1.090.706,54	0,04%	24	0,01%
46000-46999	975.087,80	0,03%	21	0,01%
47000-47999	1.281.040,52	0,04%	27	0,01%
48000-48999	1.064.688,17	0,04%	22	0,01%
49000-49999	1.138.910,64	0,04%	23	0,01%
50000-50999	857.730,04	0,03%	17	0,00%
51000-51999	668.525,80	0,02%	13	0,00%
52000-52999	736.647,14	0,02%	14	0,00%
53000-53999	373.175,60	0,01%	7	0,00%
54000-54999	381.362,59	0,01%	7	0,00%
55000-55999	554.540,59	0,02%	10	0,00%
56000-56999	453.801,56	0,02%	8	0,00%
57000-57999	172.255,74	0,01%	3	0,00%
58000-58999	234.596,73	0,01%	4	0,00%
59000-59999	416.230,30	0,01%	7	0,00%
60001:	2.959.984,19	0,10%	40	0,01%
Total	2.999.999.999,64	100,00%	367.545	100,00%

Statistics	In EUR
Average Amount	8.162,27

**SC Germany Auto 2014-2
Monthly Investor Report**

8.1 Current PB (Graph)

Reporting Date	08.06.2018	
Payment Date	11.06.2018	
Period No	45	
Monthly Period	Jun 2018	
Interest Period	from 11.05.2018	to 11.06.2018 = 31 days
Collection Period	from 01.05.2018	to 31.05.2018



**SC Germany Auto 2014-2
Monthly Investor Report**

9. Borrower Concentration



Reporting Date	08.06.2018	
Payment Date	11.06.2018	
Period No	45	
Monthly Period	Jun 2018	
Interest Period	from 11.05.2018	to 11.06.2018 = 31 days
Collection Period	from 01.05.2018	to 31.05.2018

No	Current Principal Balance in EUR	Percentage of Balance	Number of Loans
1	127.073,33	0,0042%	1
2	101.302,18	0,0034%	1
3	100.519,37	0,0034%	1
4	92.673,04	0,0031%	1
5	88.914,21	0,0030%	1
6	85.968,60	0,0029%	1
7	85.555,34	0,0029%	1
8	83.664,88	0,0028%	2
9	83.302,51	0,0028%	1
10	80.424,70	0,0027%	1
11	80.106,15	0,0027%	1
12	79.053,60	0,0026%	1
13	78.111,66	0,0026%	1
14	73.578,50	0,0025%	1
15	73.468,32	0,0024%	3
16	73.311,86	0,0024%	1
17	73.187,33	0,0024%	1
18	72.813,21	0,0024%	1
19	71.315,11	0,0024%	1
20	71.301,81	0,0024%	1
21	70.598,94	0,0024%	1
22	70.179,76	0,0023%	1
23	69.920,09	0,0023%	1
24	69.783,75	0,0023%	1
25	69.553,83	0,0023%	2
	2.025.682,08	0,0675%	29

**SC Germany Auto 2014-2
Monthly Investor Report**

10. Geographical Distribution



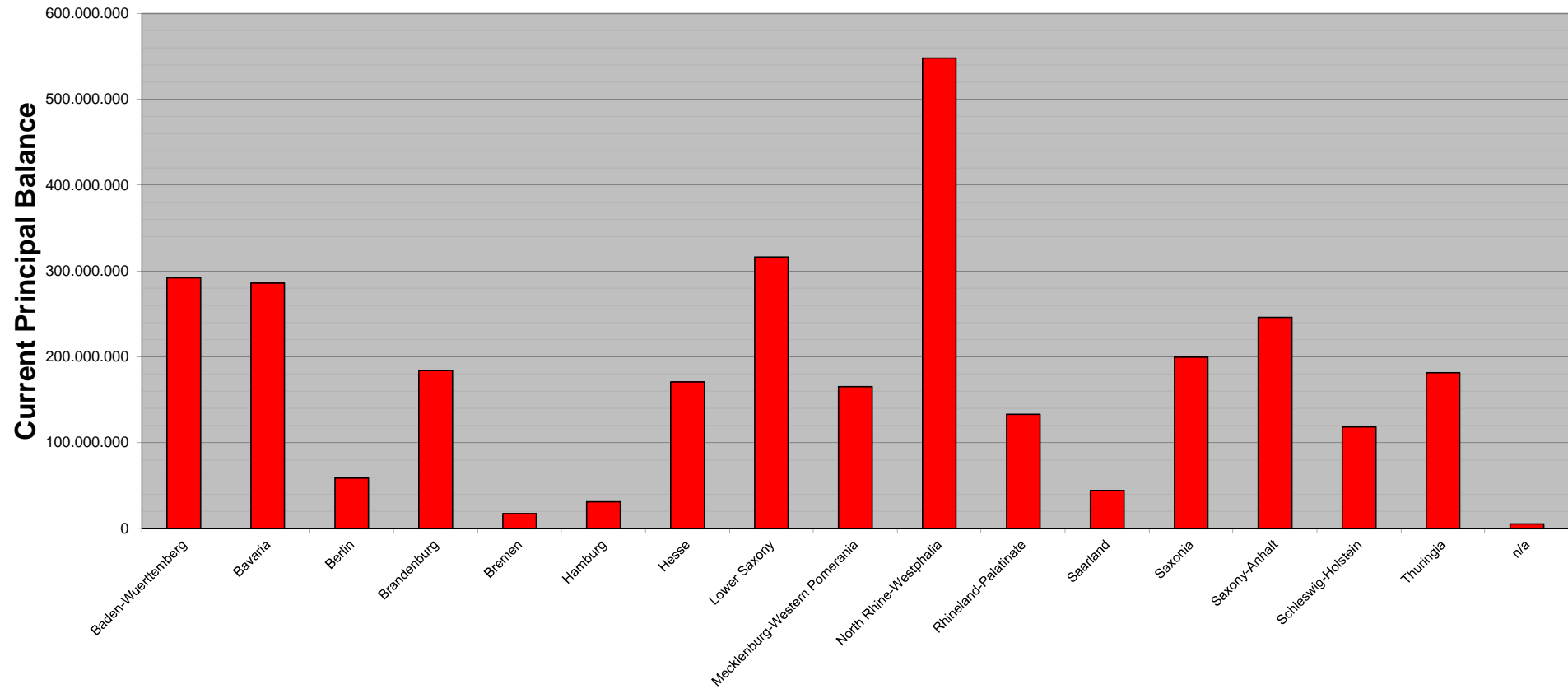
Reporting Date	08.06.2018	
Payment Date	11.06.2018	
Period No	45	
Monthly Period	Jun 2018	
Interest Period	from 11.05.2018	to 11.06.2018 = 31 days
Collection Period	from 01.05.2018	to 31.05.2018

State	Current Principal Balance in EUR	Percentage of Total Balance	Number of Loans	Percentage of Total Loans
Baden-Wuerttemberg	291.981.577,77	9,73%	34.037	9,26%
Bavaria	285.948.912,75	9,53%	33.360	9,08%
Berlin	58.891.783,20	1,96%	7.332	1,99%
Brandenburg	184.194.415,98	6,14%	23.312	6,34%
Bremen	17.516.101,56	0,58%	2.159	0,59%
Hamburg	31.213.630,86	1,04%	3.901	1,06%
Hesse	170.907.796,62	5,70%	20.731	5,64%
Lower Saxony	316.468.069,08	10,55%	38.792	10,55%
Mecklenburg-Western Pomerania	165.480.811,82	5,52%	20.742	5,64%
North Rhine-Westphalia	548.173.938,47	18,27%	67.246	18,30%
Rhineland-Palatinate	133.240.534,35	4,44%	15.948	4,34%
Saarland	44.471.542,56	1,48%	5.078	1,38%
Saxonia	199.892.084,44	6,66%	26.877	7,31%
Saxony-Anhalt	246.047.166,47	8,20%	30.508	8,30%
Schleswig-Holstein	118.526.118,71	3,95%	14.813	4,03%
Thuringia	181.646.398,89	6,05%	22.057	6,00%
n/a	5.399.116,11	0,18%	652	0,18%
Total	2.999.999.999,64	100,00%	367.545	100,00%

**SC Germany Auto 2014-2
Monthly Investor Report**

10.1 Geographical Distribution (Graph)

Reporting Date	08.06.2018	
Payment Date	11.06.2018	
Period No	45	
Monthly Period	Jun 2018	
Interest Period	from 11.05.2018	to 11.06.2018 = 31 days
Collection Period	from 01.05.2018	to 31.05.2018



**SC Germany Auto 2014-2
Monthly Investor Report**

11. Object/Vehicle Type



Reporting Date	08.06.2018	
Payment Date	11.06.2018	
Period No	45	
Monthly Period	Jun 2018	
Interest Period	from 11.05.2018	to 11.06.2018 = 31 days
Collection Period	from 01.05.2018	to 31.05.2018

<i>Vehicle Type</i>	<i>Current Principal Balance in EUR</i>	<i>Percentage of Total Balance</i>	<i>Number of Loans</i>	<i>Percentage of Total Loans</i>
New Vehicle	1.119.317.446,80	37,31%	115.933	31,54%
Used Vehicle	1.880.682.552,84	62,69%	251.612	68,46%
Total	2.999.999.999,64	100,00%	367.545	100,00%

<i>Object Type</i>	<i>Current Principal Balance in EUR</i>	<i>Percentage of Total Balance</i>	<i>Number of Loans</i>	<i>Percentage of Total Loans</i>
Car	2.891.237.361,28	96,37%	351.141	95,54%
Leisure	55.296.020,97	1,84%	4.499	1,22%
Motorbike	53.466.617,39	1,78%	11905	3,24%
Total	2.999.999.999,64	100,00%	367.545	100,00%

**SC Germany Auto 2014-2
Monthly Investor Report**

12. Insurances



Reporting Date	08.06.2018	
Payment Date	11.06.2018	
Period No	45	
Monthly Period	Jun 2018	
Interest Period	from 11.05.2018	to 11.06.2018 = 31 days
Collection Period	from 01.05.2018	to 31.05.2018

<i>Payment Protection Insurance</i>	<i>Current Principal Balance in EUR</i>	<i>Percentage of Total Balance</i>	<i>Number of Loans</i>	<i>Percentage of Total Loans</i>
No	876.544.518,16	29,22%	108.763	29,59%
Yes	2.123.455.481,48	70,78%	258.782	70,41%
Total	2.999.999.999,64	100,00%	367.545	100,00%

<i>Gap Insurance (Santander Safe)</i>	<i>Current Principal Balance in EUR</i>	<i>Percentage of Total Balance</i>	<i>Number of Loans</i>	<i>Percentage of Total Loans</i>
No	1.958.331.853,80	65,28%	255.294	69,46%
Yes	1.041.668.145,84	34,72%	112.251	30,54%
Total	2.999.999.999,64	100,00%	367.545	100,00%

<i>Repair Cost Insurance (Santander AutoCare)</i>	<i>Current Principal Balance in EUR</i>	<i>Percentage of Total Balance</i>	<i>Number of Loans</i>	<i>Percentage of Total Loans</i>
No	2.706.014.835,19	90,20%	332.255	90,40%
Yes	293.985.164,45	9,80%	35.290	9,60%
Total	2.999.999.999,64	100,00%	367.545	100,00%

**SC Germany Auto 2014-2
Monthly Investor Report**

13. Type of Contract



Reporting Date			08.06.2018		
Payment Date			11.06.2018		
Period No			45		
Monthly Period			Jun 2018		
Interest Period	from	11.05.2018	to	11.06.2018	= 31 days
Collection Period	from	01.05.2018	to	31.05.2018	

<i>Contracts w/Balloon Payments</i>	<i>Current Principal Balance in EUR</i>	<i>Percentage of Total Balance</i>	<i>Number of Loans</i>	<i>Percentage of Total Loans</i>
No	2.417.312.840,95	80,58%	315.100	85,73%
Yes	582.687.158,69	19,42%	52.445	14,27%
- of which balloon rates	388.196.478,03	12,94%		
- of which regular installments	194.490.680,66	6,48%		
Total	2.999.999.999,64	100,00%	367.545	100,00%

<i>Balloon Loans - Original Term in months</i>	<i>Balloon Rates in EUR</i>	<i>Balloon Rates in % of Total Balloon Rates</i>	<i>Number of Balloon Loans</i>	<i>Percentage of Total Balloon Loans</i>
0:12	1.000,00	0,00%	1	0,00%
13:25	2.716.694,46	0,70%	392	0,75%
26:38	22.659.962,27	5,84%	2.973	5,67%
39:51	117.279.884,28	30,21%	14.946	28,50%
52:64	245.139.459,44	63,15%	34.088	65,00%
65:72	265.097,69	0,07%	32	0,06%
73:	134.379,89	0,03%	13	0,02%
Total	388.196.478,03	100,00%	52.445	100,00%

<i>Balloon Loans - Remaining Term in months</i>	<i>Balloon Rates in EUR</i>	<i>Balloon Rates in % of Total Balloon Rates</i>	<i>Number of Balloon Loans</i>	<i>Percentage of Total Balloon Loans</i>
0:12	125.581.094,73	32,35%	17.651	33,66%
13:25	118.177.834,02	30,44%	16.008	30,52%
26:38	101.924.108,15	26,26%	13.282	25,33%
39:51	42.358.598,82	10,91%	5.475	10,44%
52:64	141.392,66	0,04%	27	0,05%
65:72	13.449,65	0,00%	2	0,00%
Total	388.196.478,03	100,00%	52.445	100,00%

**SC Germany Auto 2014-2
Monthly Investor Report**

14. Payment Methods



Reporting Date		08.06.2018			
Payment Date		11.06.2018			
Period No		45			
Monthly Period		Jun 2018			
Interest Period	from	11.05.2018	to	11.06.2018	= 31 days
Collection Period	from	01.05.2018	to	31.05.2018	

<i>Payment Method</i>	<i>Current Principal Balance in EUR</i>	<i>Percentage of Total Balance</i>	<i>Number of Loans</i>	<i>Percentage of Total Loans</i>
Direct Debit	2.971.539.205,22	99,05%	363.494	98,90%
Other	28.460.794,42	0,95%	4.051	1,10%
Total	2.999.999.999,64	100,00%	367.545	100,00%

<i>Cycle of Payment</i>	<i>Current Principal Balance in EUR</i>	<i>Percentage of Total Balance</i>	<i>Number of Loans</i>	<i>Percentage of Total Loans</i>
15th of month	1.390.176.886,37	46,34%	170.491	46,39%
1st of month	1.609.823.113,27	53,66%	197.054	53,61%
Total	2.999.999.999,64	100,00%	367.545	100,00%

**SC Germany Auto 2014-2
Monthly Investor Report**

15. Downpayment



Reporting Date	08.06.2018	
Payment Date	11.06.2018	
Period No	45	
Monthly Period	Jun 2018	
Interest Period	from 11.05.2018	to 11.06.2018 = 31 days
Collection Period	from 01.05.2018	to 31.05.2018

Downpayment (Ranges in EUR)	Original Principal Balance in EUR	Percentage of Total Balance	Number of Loans	Percentage of Total Loans	Downpayment / Purchase Price in %
No Downpayment	1.207.033.357,87	40,23%	131.475	35,77%	0,00%
0: 999	113.935.634,69	3,80%	18.209	4,95%	5,18%
1000: 1999	250.586.799,52	8,35%	36.830	10,02%	10,61%
2000: 2999	268.400.445,19	8,95%	36.600	9,96%	16,23%
3000: 3999	224.220.073,25	7,47%	29.383	7,99%	21,09%
4000: 4999	168.857.874,90	5,63%	21.584	5,87%	25,60%
5000: 5999	191.069.498,35	6,37%	23.253	6,33%	28,77%
6000: 6999	110.977.049,43	3,70%	14.052	3,82%	33,46%
7000: 7999	84.299.135,08	2,81%	10.556	2,87%	36,81%
8000: 8999	70.638.293,37	2,35%	8.914	2,43%	39,81%
9000: 9999	40.579.257,24	1,35%	5.027	1,37%	42,54%
10000:10999	89.652.285,82	2,99%	10.344	2,81%	43,28%
11000:11999	26.288.727,72	0,88%	3.367	0,92%	48,02%
12000:12999	30.120.900,83	1,00%	3.729	1,01%	49,68%
13000:13999	19.688.838,66	0,66%	2.417	0,66%	51,65%
14000:14999	14.766.696,04	0,49%	1.860	0,51%	54,08%
15000:15999	26.006.775,97	0,87%	3.021	0,82%	53,78%
16000:16999	9.660.878,53	0,32%	1.186	0,32%	57,06%
17000:17999	6.553.940,12	0,22%	913	0,25%	59,94%
18000:18999	6.779.565,28	0,23%	871	0,24%	60,05%
19000:19999	3.515.378,55	0,12%	464	0,13%	62,29%
20000:20000	10.187.288,87	0,34%	923	0,25%	55,60%
20001:	26.181.304,36	0,87%	2.567	0,70%	63,45%
Total	2.999.999.999,64	100,00%	367.545	100,00%	20,13%

Downpayment and Purchase Price	All Contracts	Contracts with Downpayment
Average downpayment	3.179,11 €	4.949,66 €
Average Purchase Price	15.792,58 €	16.858,26 €
Mimimum Downpayment		100,00 €
Maximum Downpayment		104.000,00 €
Downpayment in %	20,13%	29,36%

**SC Germany Auto 2014-2
Monthly Investor Report**

16. Effective Interest Rate



Reporting Date	08.06.2018	
Payment Date	11.06.2018	
Period No	45	
Monthly Period	Jun 2018	
Interest Period	from 11.05.2018	to 11.06.2018 = 31 days
Collection Period	from 01.05.2018	to 31.05.2018

Yield Range [*]	Current Principal Balance in EUR	Percentage of Total Balance	Number of Loans	Percentage of Total Loans
0: 0	581.048,78	0,02%	59	0,02%
1: 1	98.384.379,72	3,28%	8.814	2,40%
2: 2	307.982.060,41	10,27%	30.270	8,24%
3: 3	1.302.670.758,81	43,42%	128.875	35,06%
4: 4	811.041.617,89	27,03%	109.867	29,89%
5: 5	305.618.915,24	10,19%	54.469	14,82%
6: 6	117.330.995,77	3,91%	22.662	6,17%
7: 7	32.789.123,51	1,09%	7.456	2,03%
8: 8	16.229.767,39	0,54%	3.199	0,87%
9: 9	5.883.191,07	0,20%	1.563	0,43%
10:10	1.216.926,72	0,04%	249	0,07%
11:11	266.104,85	0,01%	57	0,02%
12:12	2.801,35	0,00%	2	0,00%
13:13	1.887,01	0,00%	2	0,00%
14:14	421,12	0,00%	1	0,00%
Total	2.999.999.999,64	100,00%	367.545	100,00%

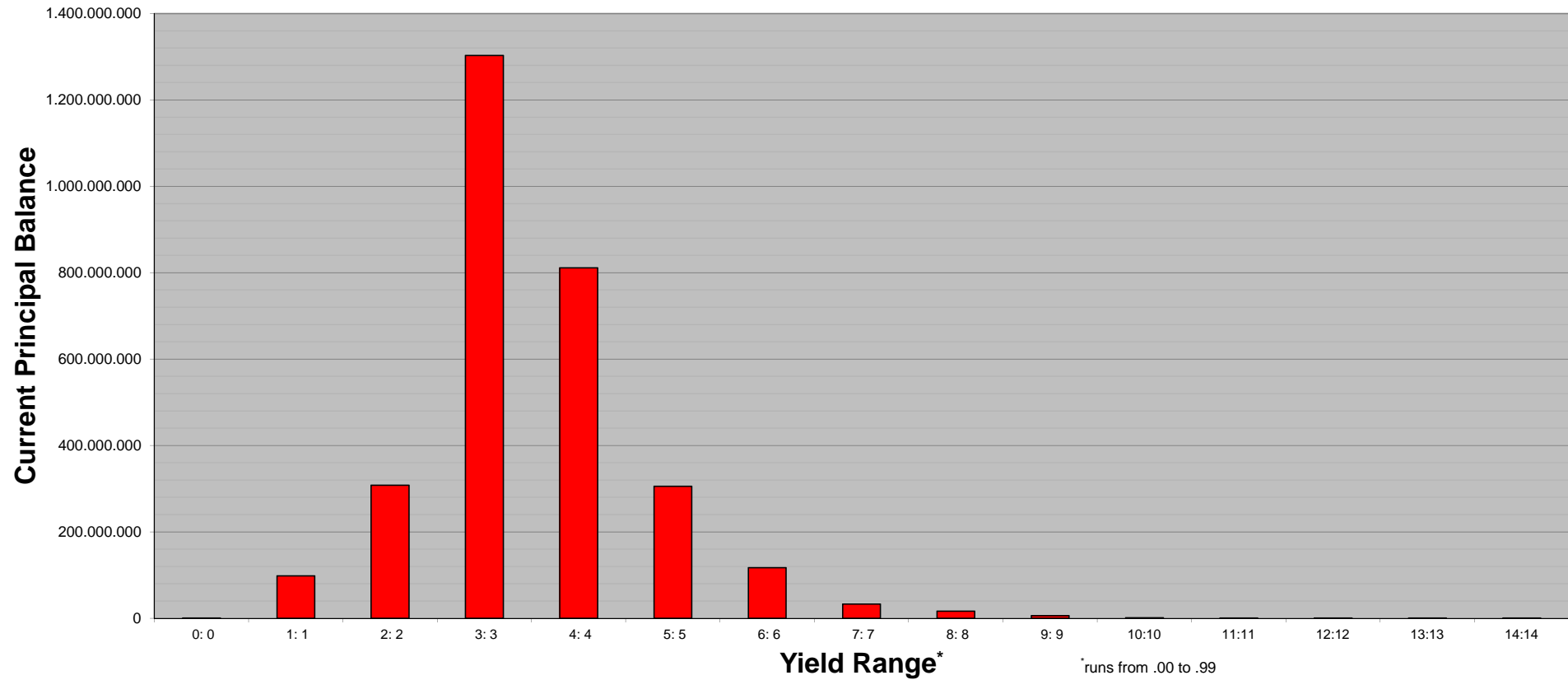
Statistics	in %
WA Interest	4,33%

^{*} runs from .00 to .99

**SC Germany Auto 2014-2
Monthly Investor Report**

16.1 Effective Interest Rate (Graph)

Reporting Date	08.06.2018	
Payment Date	11.06.2018	
Period No	45	
Monthly Period	Jun 2018	
Interest Period	from 11.05.2018	to 11.06.2018 = 31 days
Collection Period	from 01.05.2018	to 31.05.2018



**SC Germany Auto 2014-2
Monthly Investor Report**

17. Seasoning



Reporting Date	08.06.2018				
Payment Date	11.06.2018				
Period No	45				
Monthly Period	Jun 2018				
Interest Period	from	11.05.2018	to	11.06.2018	= 31 days
Collection Period	from	01.05.2018	to	31.05.2018	

Seasoning in Months	Current Principal Balance in EUR	Percentage of Total Balance	Number of Loans	Percentage of Total Loans
0: 2	17.828.452,24	0,59%	1.417	0,39%
3: 5	118.362.086,97	3,95%	9.725	2,65%
6: 8	189.533.092,86	6,32%	16.768	4,56%
9:11	256.589.613,40	8,55%	24.733	6,73%
12:14	255.258.940,27	8,51%	24.938	6,79%
15:17	215.170.348,70	7,17%	20.330	5,53%
18:20	204.395.363,36	6,81%	20.525	5,58%
21:23	257.539.032,81	8,58%	27.384	7,45%
24:26	212.414.134,08	7,08%	23.120	6,29%
27:29	130.109.440,98	4,34%	14.466	3,94%
30:32	115.972.825,24	3,87%	13.662	3,72%
33:35	141.952.240,08	4,73%	18.140	4,94%
36:38	120.167.801,31	4,01%	15.783	4,29%
39:41	107.290.967,12	3,58%	14.351	3,90%
42:44	96.296.712,06	3,21%	14.014	3,81%
45:47	102.643.136,99	3,42%	16.610	4,52%
48:50	108.371.685,12	3,61%	17.393	4,73%
51:53	88.556.707,41	2,95%	14.867	4,04%
54:56	60.779.657,15	2,03%	10.833	2,95%
57:59	58.238.617,06	1,94%	12.052	3,28%
60:62	38.684.720,40	1,29%	8.334	2,27%
63:65	21.500.090,20	0,72%	4.187	1,14%
66:68	16.509.149,28	0,55%	3.462	0,94%
69:71	16.357.505,48	0,55%	3.877	1,05%
72:74	13.487.540,44	0,45%	3.312	0,90%
75:77	10.415.717,04	0,35%	2.565	0,70%
78:80	8.119.481,68	0,27%	2.368	0,64%
81:	17.454.939,91	0,58%	8.329	2,27%
Total	2.999.999.999,64	100,00%	367.545	100,00%

Statistics

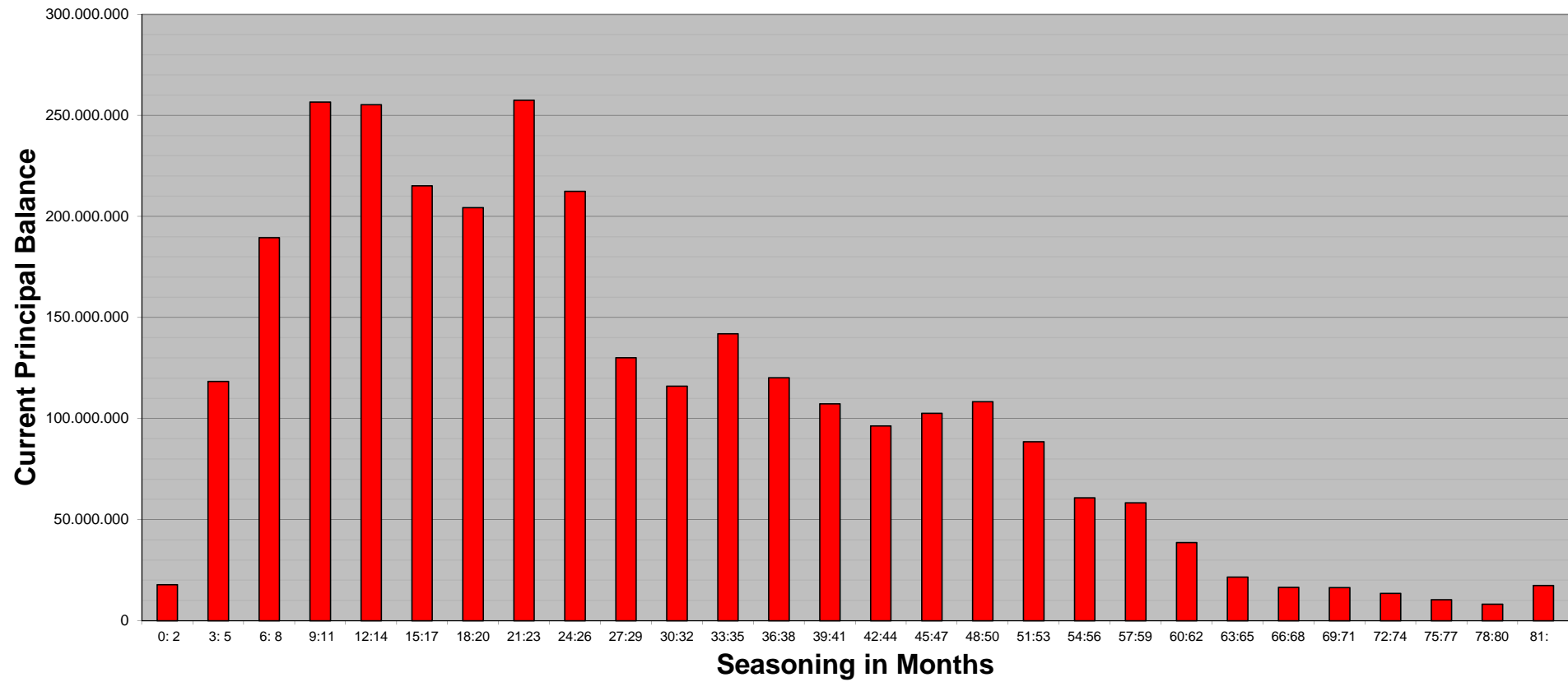
WA Seasoning	27,39
--------------	-------

**SC Germany Auto 2014-2
Monthly Investor Report**

17.1 Seasoning (Graph)



Reporting Date	08.06.2018	
Payment Date	11.06.2018	
Period No	45	
Monthly Period	Jun 2018	
Interest Period	from 11.05.2018	to 11.06.2018 = 31 days
Collection Period	from 01.05.2018	to 31.05.2018



**SC Germany Auto 2014-2
Monthly Investor Report**

18. Remaining Term



Reporting Date	08.06.2018	
Payment Date	11.06.2018	
Period No	45	
Monthly Period	Jun 2018	
Interest Period	from 11.05.2018	to 11.06.2018 = 31 days
Collection Period	from 01.05.2018	to 31.05.2018

<i>Remaining Term in Months</i>	<i>Current Principal Balance in EUR</i>	<i>Percentage of Total Balance</i>	<i>Number of Loans</i>	<i>Percentage of Total Loans</i>
0: 6	86.446.616,94	2,88%	35.499	9,66%
7: 13	161.005.837,12	5,37%	41.306	11,24%
14: 20	191.535.144,11	6,38%	38.935	10,59%
21: 27	287.898.928,41	9,60%	45.554	12,39%
28: 34	280.335.211,99	9,34%	37.238	10,13%
35: 41	353.019.588,22	11,77%	40.473	11,01%
42: 48	296.890.632,28	9,90%	29.720	8,09%
49: 55	273.181.177,70	9,11%	26.045	7,09%
56: 62	243.956.917,06	8,13%	20.130	5,48%
63: 69	188.676.186,79	6,29%	13.870	3,77%
70: 76	239.700.252,30	7,99%	15.862	4,32%
77: 83	190.486.088,97	6,35%	11.613	3,16%
84: 90	152.234.738,35	5,07%	8.572	2,33%
91: 97	48.778.774,38	1,63%	2.495	0,68%
98:104	4.504.254,10	0,15%	178	0,05%
105:107	1.349.650,92	0,04%	55	0,01%
Total	2.999.999.999,64	100,00%	367.545	100,00%

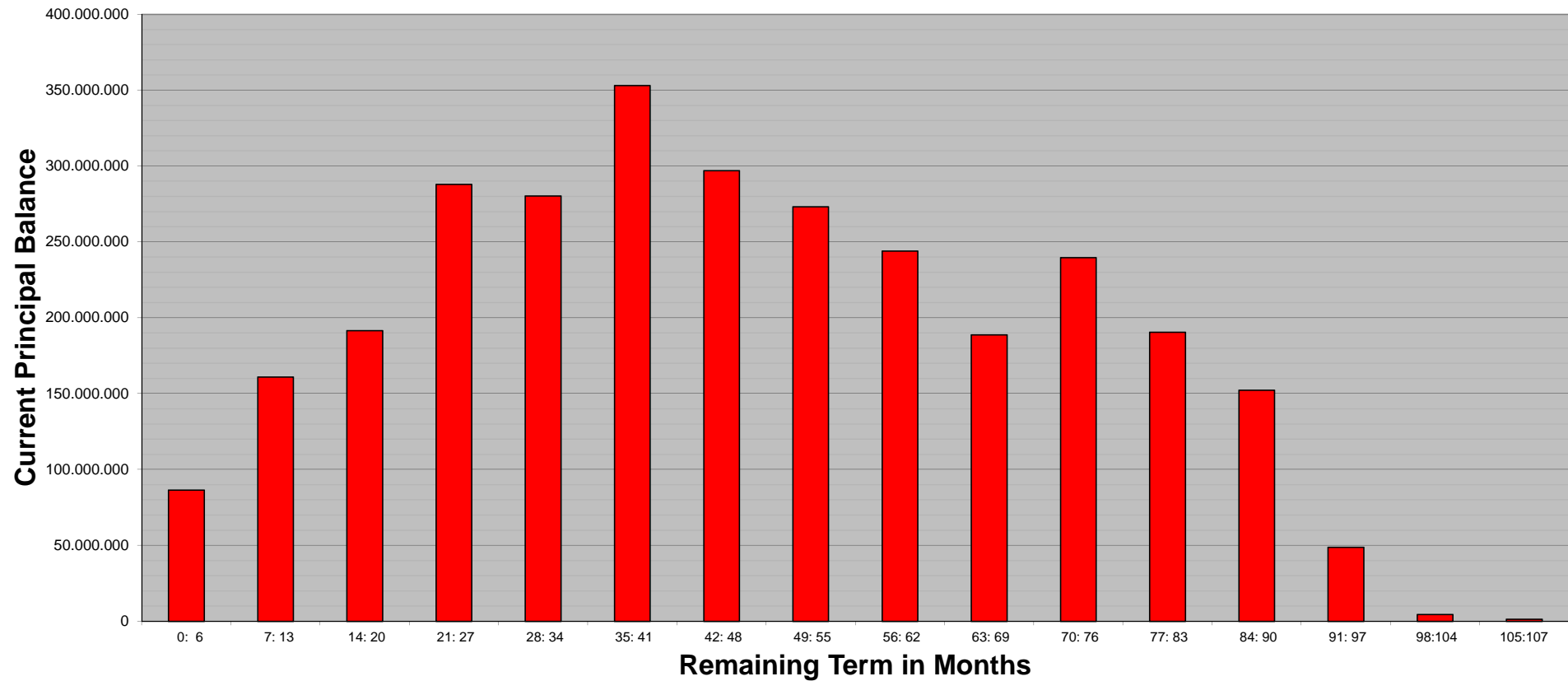
Statistics

WA Remaining Term	46,57
-------------------	-------

**SC Germany Auto 2014-2
Monthly Investor Report**

18.1 Remaining Term (Graph)

Reporting Date	08.06.2018	
Payment Date	11.06.2018	
Period No	45	
Monthly Period	Jun 2018	
Interest Period	from 11.05.2018	to 11.06.2018 = 31 days
Collection Period	from 01.05.2018	to 31.05.2018



**SC Germany Auto 2014-2
Monthly Investor Report**

19. Original Term



Reporting Date	08.06.2018				
Payment Date	11.06.2018				
Period No	45				
Monthly Period	Jun 2018				
Interest Period	from	11.05.2018	to	11.06.2018	= 31 days
Collection Period	from	01.05.2018	to	31.05.2018	

<i>Original Term in Months</i>	<i>Current Principal Balance in EUR</i>	<i>Percentage of Total Balance</i>	<i>Number of Loans</i>	<i>Percentage of Total Loans</i>
0: 12	1.117.766,63	0,04%	795	0,22%
13: 25	28.396.099,54	0,95%	11.544	3,14%
26: 38	129.252.880,73	4,31%	30.264	8,23%
39: 51	351.408.837,07	11,71%	54.704	14,88%
52: 64	761.816.422,71	25,39%	97.361	26,49%
65: 77	368.250.765,46	12,28%	48.136	13,10%
78: 90	400.482.365,75	13,35%	36.304	9,88%
91:103	926.202.317,15	30,87%	86.374	23,50%
104:116	6.257.785,64	0,21%	521	0,14%
117:119	2.719.709,39	0,09%	142	0,04%
120:	24.095.049,57	0,80%	1.400	0,38%
Total	2.999.999.999,64	100,00%	367.545	100,00%

Statistics

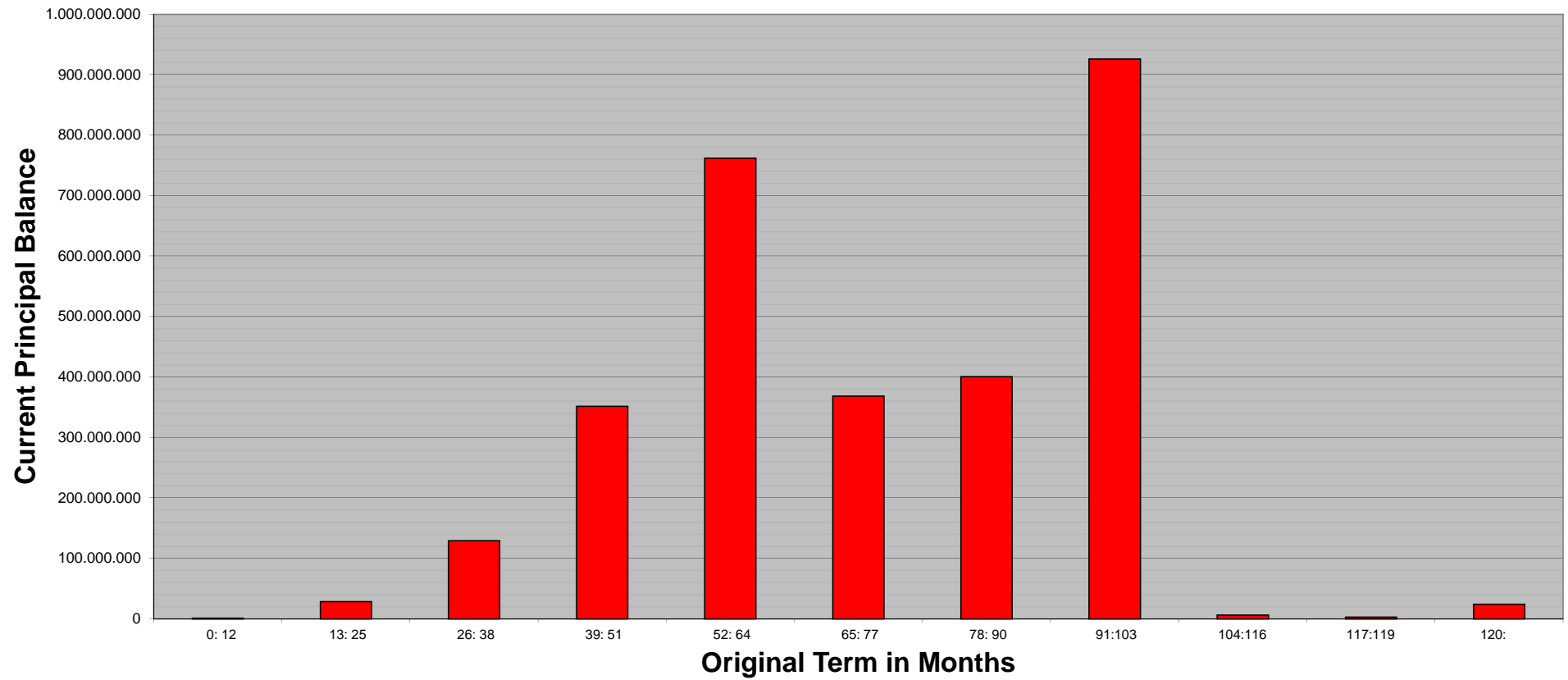
WA Original Term	73,96
------------------	-------

**SC Germany Auto 2014-2
Monthly Investor Report**

19.1 Original Term (Graph)



Reporting Date	08.06.2018	
Payment Date	11.06.2018	
Period No	45	
Monthly Period	Jun 2018	
Interest Period	from 11.05.2018	to 11.06.2018 = 31 days
Collection Period	from 01.05.2018	to 31.05.2018



**SC Germany Auto 2014-2
Monthly Investor Report**

20. Manufacturer Brands



Reporting Date			08.06.2018		
Payment Date			11.06.2018		
Period No			45		
Monthly Period			Jun 2018		
Interest Period	from	11.05.2018	to	11.06.2018	= 31 days
Collection Period	from	01.05.2018	to	31.05.2018	

<i>Manufacturer brands</i>	<i>Current Principal Balance in EUR</i>	<i>Percentage of Total Balance</i>	<i>Number of Loans</i>	<i>Percentage of Total Loans</i>
1	310.087.264,46	10,34%	38.363	10,44%
2	291.616.857,40	9,72%	30.201	8,22%
3	271.051.209,65	9,04%	38.095	10,36%
4	268.709.448,50	8,96%	34.314	9,34%
5	234.910.004,27	7,83%	27.165	7,39%
6	214.541.182,78	7,15%	21.410	5,83%
7	125.701.199,87	4,19%	12.727	3,46%
8	125.467.564,87	4,18%	13.546	3,69%
9	121.663.833,40	4,06%	15.482	4,21%
10	117.997.406,42	3,93%	13.134	3,57%
11	93.038.597,20	3,10%	11.589	3,15%
12	80.720.530,18	2,69%	9.405	2,56%
13	71.666.141,51	2,39%	11.005	2,99%
14	71.244.278,58	2,37%	8.460	2,30%
15	68.113.730,80	2,27%	9.993	2,72%
	2.466.529.249,89	82,22%	294.889	80,23%

TOP 15 manufacturer brands in alphabetical order:

Audi, BMW, Citroen, Fiat, Ford, Hyundai, Kia, Mazda, Mercedes, Nissan, Opel, Renault, SEAT (E), Skoda, VW

**SC Germany Auto 2014-2
Monthly Investor Report**

21. Priority of Payments + Transaction Costs



Reporting Date			08.06.2018		
Payment Date			11.06.2018		
Period No			45		
Monthly Period			Jun 2018		
Interest Period	from	11.05.2018	to	11.06.2018	= 31 days
Collection Period	from	01.05.2018	to	31.05.2018	

Priority of Payments

Available Distribution Amount	-	168.365.166,53 €
Senior Expenses	-	181,14 €
Interest Notes Class A	-	3.013.984,50 €
Interest Notes Class B	-	226.495,50 €
Replenishment	-	125.432.169,71 €
Payments to Purchase Shortfall Account	-	0,36 €
Payments to Reserve Fund	-	30.000.000,00 €
Principal Payments Class A	-	- €
Principal Payments Class B	-	- €
Payments to Commingling Reserve Ledger	-	n/a
Payments to Set-Off Reserve Ledger	-	n/a
Interest Subordinated Loan	-	73.754,17 €
Principal Payments Subordinated Loan	-	- €
Payments to Seller	=	9.618.581,15 €

Transaction Costs

	All notes	Class A	Class B
Senior Expenses	- 181,14 €		
Interest accrued for the Period	- 3.240.480,00 €	- 3.013.984,50 €	- 226.495,50 €
Cumulative Interest accrued	- 142.266.480,00 €	- 132.322.633,50 €	- 9.943.846,50 €
Interest Payments	- 3.240.480,00 €	- 3.013.984,50 €	- 226.495,50 €
Cumulative Interest Payments	- 142.266.480,00 €	- 132.322.633,50 €	- 9.943.846,50 €
Interest accrued on Subordinated Loan for the	- 73.754,17 €		
Cumulative Interest accrued on Subordinated L	- 3.238.045,86 €		
Interest Payments on Subordinated Loan	- 73.754,17 €		
Cumulative Interest Payments on Subordinate	- 3.238.045,86 €		
Unpaid Interest for the Period	- €		
Cumulative Unpaid Interest	- €		

SC Germany Auto 2014-2 Monthly Investor Report

22. Retention



Santander Consumer Bank AG confirms its compliance to have continuously retained a net economic interest in the SC Germany Auto 2014-2 securitisation transaction of at least 5% of the securitised Purchased Receivables pursuant to Art. 405 of the CRR (Regulation (EU) No 575/2013 of the European Parliament and of the Council of 26 June 2013) by retaining the regulatory first loss tranche which is represented by the Subordinated Loan of at least 1% and by retaining the regulatory second loss tranche which is represented by the Class B Notes of at least 3,5% and the third loss tranche which is represented by the Class A Notes of at least 0,5%.

Outstanding Principal Balance of Purchased Receivables as of the Offer Date:	2.999.999.999,91 €
Outstanding Principal Balance of Purchased Receivables as of the beginning of the Monthly Period:	2.999.999.998,98 €
Outstanding Principal Balance of Purchased Receivables as of the end of the Monthly Period:	2.999.999.999,64 €
Outstanding Principal Balance of the Subordinated Loan as of the Offer Date:	30.000.000,00 €
Outstanding Principal Balance of the Subordinated Loan as of the beginning of the Monthly Period:	30.000.000,00 €
Outstanding Principal Balance of the Subordinated Loan as of the end of the Monthly Period:	30.000.000,00 €
Outstanding Balance of the Class B Notes as of the Offer Date:	105.000.000,00 €
Outstanding Balance of the Class B Notes as of the beginning of the Monthly Period:	105.000.000,00 €
Outstanding Balance of the Class B Notes of the end of the Monthly Period:	105.000.000,00 €
Outstanding Balance of the Class A Notes as of the Offer Date:	2.895.000.000,00 €
Outstanding Balance of the Class A Notes as of the beginning of the Monthly Period:	2.895.000.000,00 €
Outstanding Balance of the Class A Notes of the end of the Monthly Period:	2.895.000.000,00 €
Net Economic Interest Ratio as of Offer Date:	101,00%
Net Economic Interest Ratio as of the beginning of the Monthly Period:	101,00%
Net Economic Interest Ratio as of the end of the Monthly Period:	101,00%

Reporting Date	08.06.2018				
Payment Date	11.06.2018				
Period No	45				
Monthly Period	11.06.2018				
Interest Period	from 11.05.2018	to	11.06.2018	=	31 days
Collection Period	from 01.05.2018	to	31.05.2018		

**SC Germany Auto 2014-2
Monthly Investor Report**

23. Counterparties



Reporting Date	08.06.2018				
Payment Date	11.06.2018				
Period No	45				
Monthly Period	Jun 2018				
Interest Period	from	11.05.2018	to	11.06.2018	= 31 days
Collection Period	from	01.05.2018	to	31.05.2018	

Calculation Agent, Cash Administrator:

[eMail: wniemeyer@wilmingtontrust.com](mailto:wniemeyer@wilmingtontrust.com)
Phone: +49 (0)69 9288 49512

Wilmington Trust SP Services (Frankfurt) GmbH
Steinweg 3-5
60313 Frankfurt am Main
Germany

Account Bank and Principal Paying Agent:

[eMail: noemi.rodriguez@bnpparibas.com](mailto:noemi.rodriguez@bnpparibas.com)
Phone: +34 91 7625101

BNP Paribas Securities Services
33, rue de Gasperich
L-5826 Hesperange
The Grand Duchy of Luxembourg

Transaction Security Trustee:

[eMail: Preeti.Khitri@circumferencefs.com](mailto:Preeti.Khitri@circumferencefs.com)
Phone: +31 20 205 0132

Circumference FS (Netherlands) B.V.
Barbara Strozziilaan 101
1083 HN Amsterdam
The Netherlands

Data Trustee:

[eMail: zamyra.cammans@circumferencefs.lu](mailto:zamyra.cammans@circumferencefs.lu)
Phone: + 352 2602 4945

Circumference FS (Luxembourg) S.A.
52-54 Avenue Du X Septembre
L-2550 Luxembourg
The Grand Duchy of Luxembourg

Rating Agencies:

DBRS Ratings Ltd.
Structured Finance
1 Minister Court, 10th floor, Mincing Lane
EC3R 7 AA London
United Kingdom

Standard & Poor's Ratings Services
Structured Finance
20 Canada Square
E14 5LH London
United Kingdom

Ratings as of 31.05.2018, data source: Bloomberg

DBRS			S & P			Counterparty status
Long Term	Short Term	Outlook	Long Term	Short Term	Outlook	
-	-	-	-	-	-	performing
-	-	-	A	A-1	STABLE	performing
-	-	-	-	-	-	performing
-	-	-	-	-	-	performing

**SC Germany Auto 2014-2
Monthly Investor Report**

24. Issuer Information



Reporting Date		08.06.2018				
Payment Date		11.06.2018				
Period No		45				
Monthly Period		Jun 2018				
Interest Period	from	11.05.2018	to	11.06.2018	=	31 days
Collection Period	from	01.05.2018	to	31.05.2018		

Deal Name:

SC Germany Auto 2014-2

Issuer:

SC Germany Auto 2014-2 UG (haftungsbeschränkt)

The Managing Directors
Steinweg 3-5
60313 Frankfurt am Main
Germany
eMail fradirectors@wilmingtontrust.com
fax +49 (0) 69 2992 5387

Seller of the Receivables:

Santander Consumer Bank AG

Servicer Name:

Santander Consumer Bank AG

Reporting Entity:

Santander Consumer Bank AG

Capital Markets
Santander-Platz 1
41061 Mönchengladbach
Germany
eMail abs_ger@santander.de
fax +49 (0) 2161 690 7077

SPV-Administrator:

Wilmington Trust SP Services (Frankfurt) GmbH

Steinweg 3-5
60313 Frankfurt am Main
Germany
eMail fradirectors@wilmingtontrust.com
fax +49 (0) 69 2992 5387

**SC Germany Auto 2014-2
Monthly Investor Report**

25. Santander Consumer Bank



Reporting Date	08.06.2018				
Payment Date	11.06.2018				
Period No	45				
Monthly Period	Jun 2018				
Interest Period	from	11.05.2018	to	11.06.2018	= 31 days
Collection Period	from	01.05.2018	to	31.05.2018	

Contact Details

Capital Markets

Peter René Müller	+49-2161-690-7337	peterrene.mueller@santander.de
Ralf Schüring	+49-2161-690-5464	ralf.schuering@santander.de
Bastian Menges	+49-2161-690-7085	bastian.menges@santander.de
Stefan Zilligen	+49-2161-690-6069	stefan.zilligen@santander.de
Tobias Daners	+49-2161-690-7410	tobias.daners@santander.de
Ronja Dahmen	+49-2161-690-9453	ronja.dahmen@santander.de
Team ABS		abs_qer@santander.de

Ratings Santander

DBRS			S & P			
Long Term	Short Term	Outlook	Long Term	Short Term	Outlook	
Banco Santander S.A.	AH	R-1M	STABLE	A	A-1	STABLE
Santander Consumer Finance S.A.	-	-	-	A-	A-2	STABLE
Santander Consumer Bank AG	-	-	-	A-	A-2	STABLE

Ratings as of 31.05.2018, data source: Bloomberg