

SC Germany Auto 2016-1 Monthly Investor Report



DEUTSCHER
VERBRIEFUNGSSTANDARD



**SC Germany Auto 2016-1
Monthly Investor Report**

Cover Sheet Monthly Investor Report



Reporting Date	09.05.2018				
Payment Date	14.05.2018				
Period No	24				
Monthly Period	Mai 2018				
Interest Period from	13.04.2018	to	14.05.2018	=	31 days
Collection Period from	01.04.2018	to	30.04.2018		

Index

Page

1. Portfolio Information	1
2. Reserve Accounts	2
3. Delinquency Data	3
4. Default Data	4
4.1 Default Data per Quarter	5
5. Outstanding Notes	6
6. Original Principal Balance	7
6.1 Original PB (Graph)	8
7. Current Principal Balance	9
7.1 Current PB (Graph)	10
8. Borrower Concentration	11
9. Geographical Distribution	12
9.1 Geographical (Graph)	13
10. Object/Vehicle Type	14
11. Insurances	15
12. Contract Type	16
13. Payment Methods	17
14. Downpayment	18
15. Customer Yield	19
15.1 Customer Yield (Graph)	20
16. Seasoning	21
16.1 Seasoning (Graph)	22
17. Remaining Term	23
17.1 Remaining Term (Graph)	24
18. Original Term	25
18.1 Original Term (Graph)	26
19. Manufacturer Brands	27
20. Priority of Payments + Transaction Costs	28
21.1 Swap Counterparty 1 Data	29
21.2 Swap Counterparty 2 Data	30
22. Retention	31
23. Counterparties	32
24. Issuer Information	33
25. Santander Consumer Bank	34
26. Glossary	35

**SC Germany Auto 2016-1
Monthly Investor Report**

1. Portfolio Information



Reporting Date	09.05.2018				
Payment Date	14.05.2018				
Period No	24				
Monthly Period	Mai 2018				
Interest Period from	13.04.2018	to	14.05.2018	=	31 days
Collection Period from	01.04.2018	to	30.04.2018		

	No. of Contracts	current period Aggregate Outstanding Principal Amount	previous period Aggregate Outstanding Principal Amount
Outstanding Receivables			
Beginning of Period	35.233	260.865.375,79 €	273.066.349,18 €
Scheduled Principal Payments		7.589.813,52 €	
Prepayment Principal		3.897.086,92 €	
Others		121.179,54 €	
Total Principal Collections		11.608.079,98 €	12.155.160,65 €
Total Interest Collections		1.030.705,85 €	1.122.724,78 €
Defaults		21.711,03 €	45.812,74 €
End of Period	34.214	249.235.584,78 €	260.865.375,79 €
Current Prepayment Rate (annualised)		16,5%	

**SC Germany Auto 2016-1
Monthly Investor Report**

2. Reserve Accounts



Reporting Date	09.05.2018			
Payment Date	14.05.2018			
Period No	24			
Monthly Period	Mai 2018			
Interest Period from	13.04.2018	to	14.05.2018	= 31 days
Collection Period from	01.04.2018	to	30.04.2018	

Note Balance

Beginning of Period	260.865.394,05 €
End of Period	249.235.601,40 €

Reserve Accounts

Reserve Account	in %		Trigger Event y/n
Beginning of Period	2,09%	5.461.327,57 €	
Cash Outflow		244.019,69 €	
Cash Inflow		- €	
End of Period	2,09%	5.217.307,88 €	
Required Reserve Fund	2,09%	5.217.307,88 €	
(thereof) Liquidity Reserve Account			
Beginning of Period	2,09%	5.461.327,57 €	
Cash Outflow		244.019,69 €	
Cash Inflow		- €	
End of Period	2,09%	5.217.307,88 €	
Required Liquidity Reserve Fund		5.217.307,88 €	
Commingling Reserve			
Beginning of Period	8,82%	23.021.063,17 €	yes
Cash Outflow		755.390,69 €	
Cash Inflow		- €	
End of Period	8,93%	22.265.672,48 €	
Required Commingling Reserve Fund		22.265.672,48 €	
Set-Off Reserve (X)			
Beginning of Period	3,55%	9.258.429,52 €	
Cash Outflow		479.253,44 €	
Cash Inflow		- €	
End of Period	3,52%	8.779.176,08 €	
Required Set-Off Reserve (X) Fund		8.779.176,08 €	
Set-Off Reserve (Y)			
Beginning of Period	0,20%	512.595,83 €	yes
Cash Outflow		17.208,45 €	
Cash Inflow		- €	
End of Period	0,20%	495.387,38 €	
Required Set-Off Reserve (Y) Fund		495.387,38 €	
Current Set-Off (Y) Amount		495.387,38 €	
Set-Off Amount (per Loan)		14,48 €	
Set-Off Amount (in % of Outstanding Balance)		0,20%	

**SC Germany Auto 2016-1
Monthly Investor Report**

3. Delinquency Data



Reporting Date	09.05.2018				
Payment Date	14.05.2018				
Period No	24				
Monthly Period	Mai 2018				
Interest Period	from	13.04.2018	to	14.05.2018	= 31 days
Collection Period	from	01.04.2018	to	30.04.2018	

Note Balance

Beginning of Period	260.865.394,05 €
End of Period	249.235.601,40 €

Delinquency Data and Ratios

	3-MRA* / current ratio	Amount at risk	Overdue amount	Number of Loans
3-MRA* 1- 30 days past due	0,18%			
1- 30 days past due period before previous period		512.966,44 €	12.879,14 €	57
1- 30 days past due previous period		318.545,99 €	29.531,29 €	45
1- 30 days past due current period	0,22%	571.750,18 €	44.890,05 €	65
3-MRA* 31- 60 days past due	0,17%			
31- 60 days past due period before previous period		479.535,60 €	25.546,91 €	52
31- 60 days past due previous period		518.621,29 €	56.671,19 €	59
31- 60 days past due current period	0,12%	323.885,32 €	25.304,67 €	40
3-MRA* 61-90 days past due	0,06%			
61- 90 days past due period before previous period		139.405,15 €	13.498,32 €	24
61- 90 days past due previous period		143.543,13 €	14.029,83 €	17
61- 90 days past due current period	0,08%	208.943,51 €	13.435,59 €	28
3-MRA* 91-120 days past due	0,03%			
91- 120 days past due period before previous period		131.322,58 €	12.161,91 €	16
91- 120 days past due previous period		56.238,30 €	10.449,95 €	13
91- 120 days past due current period	0,03%	68.997,84 €	7.950,47 €	11
3-MRA* 121-150 days past due	0,02%			
121- 150 days past due period before previous period		60.020,37 €	7.660,45 €	10
121- 150 days past due previous period		60.357,69 €	10.611,92 €	11
121- 150 days past due current period	0,01%	38.292,29 €	10.585,35 €	10
3-MRA* 151-180 days past due	0,02%			
151- 180 days past due period before previous period		45.044,15 €	7.759,90 €	6
151- 180 days past due previous period		58.301,62 €	9.991,65 €	10
151- 180 days past due current period	0,02%	42.910,86 €	7.949,60 €	8

* 3-MRA stands for three months rolling average

SC Germany Auto 2016-1 Monthly Investor Report

4. Default Data



Reporting Date	09.05.2018				
Payment Date	14.05.2018				
Period No	24				
Monthly Period	Mai 2018				
Interest Period	from	13.04.2018	to	14.05.2018	= 31 days
Collection Period	from	01.04.2018	to	30.04.2018	

Note Balance

Beginning of Period	260.865.394,05 €
End of Period	249.235.601,40 €

Default Data and Ratios

Current Default

	Amount	Number of Loans
Current Period Gross Default	21.711,03 €	
Current Period Recoveries	3.467,16 €	
Current Period Net Default	18.243,87 €	
New Number of Defaulted Contracts		5

Cumulative Default

Cumulative Gross Default	978.869,50 €	
Cumulative Recoveries	66.119,77 €	
Cumulative Net Default	912.749,73 €	
Total Number of Defaulted Contracts		152

**3-MRA* /
current ratio**

Ratio

3-MRA* Annualised Net Default Ratio (New Default)

Annualised Loss Ratio period before previous period	0,18%
Annualised Loss Ratio previous period	0,19%
Annualised Loss Ratio current period	0,09%

Principal Deficiency

	Amount	Trigger Event y/n
Principal Deficiency period before previous period	- €	no
Principal Deficiency previous period	- €	
Principal Deficiency current period	- €	
PDL Trigger	7.500.000,00 €	

Repurchased Assets

Current Repurchased Asset Amount through breach of warranty or voluntary buyback	- €
Cumulative Repurchased Asset Amount through breach of warranty or voluntary buyback	- €

* 3-MRA stands for three months rolling average

**SC Germany Auto 2016-1
Monthly Investor Report**

4.1 Default Data per Quarter



Reporting Date	09.05.2018				
Payment Date	14.05.2018				
Period No	24				
Monthly Period	Mai 2018				
Interest Period	from	13.04.2018	to	14.05.2018	= 31 days
Collection Period	from	01.04.2018	to	30.04.2018	

Quarter of Default	Periods	New Defaults	Recoveries	Recoveries in Quarter								
				Q2 2016	Q3 2016	Q4 2016	Q1 2017	Q2 2017	Q3 2017	Q4 2017	Q1 2018	Q2 2018
Q2 2016	1-2	0,00	0,00	0,00	0,00	0,00	0,00	0,00	0,00	0,00	0,00	0,00
Q3 2016	3-5	59.238,42	5.377,98	0,00	270,00	739,00	680,00	595,00	1.643,98	420,00	710,00	320,00
Q4 2016	6-8	78.829,99	5.095,41	0,00	0,00	150,00	712,22	936,66	1.848,25	560,00	683,28	205,00
Q1 2017	9-11	127.211,89	13.022,31	0,00	0,00	0,00	1.002,34	1.400,87	5.104,97	2.969,13	1.820,00	725,00
Q2 2017	12-14	134.983,21	16.944,96	0,00	0,00	0,00	0,00	110,00	735,00	2.470,00	12.859,96	770,00
Q3 2017	15-17	200.786,64	9.227,91	0,00	0,00	0,00	0,00	0,00	5.080,00	2.066,30	1.729,28	352,33
Q4 2017	18-20	185.416,45	13.724,25	0,00	0,00	0,00	0,00	0,00	0,00	7.175,96	6.256,46	291,83
Q1 2018	21-23	170.691,87	2.726,95	0,00	0,00	0,00	0,00	0,00	0,00	0,00	1.923,95	803,00
Q2 2018	24-24	21.711,03	0,00	0,00	0,00	0,00	0,00	0,00	0,00	0,00	0,00	0,00
Total		978.869,50	66.119,77	0,00	270,00	889,00	2.394,56	3.042,53	14.412,20	15.661,39	25.982,93	3.467,16

**SC Germany Auto 2016-1
Monthly Investor Report**

5. Outstanding Notes



Reporting Date	09.05.2018			
Payment Date	14.05.2018			
Period No	24			
Monthly Period	Mai 2018			
Interest Period from	13.04.2018	to	14.05.2018	= 31 days
Collection Period from	01.04.2018	to	30.04.2018	

1. Note Balance

	All notes	Class A	Class B
General Note Information			
ISIN Code		XS1405757714	XS1405762045
Currency		EUR	EUR
Initial Tranching	in %	92,75%	7,25%
Legal Maturity		Dec 2025	Dec 2025
Expected Maturity		Jun 2020	Jun 2020
Original Rating (Fitch / Moody's / S&P)		AAAsf/Aaa(sf)/AAA (sf)	NR/NR/NR
Current Rating (Fitch / Moody's / S&P)*		AAAsf/Aaa(sf)/AAA (sf)	NR/NR/NR
Initial Notes Aggregate Principal Outstanding Balance	600.000.000,00 €	556.500.000,00 €	43.500.000,00 €
Initial Nominal per Note		100.000,00 €	100.000,00 €
Initial Number of Notes per Class		5.565	435
Current Note Information			
Class Principal Outstanding Balance Beginning of Period	260.865.394,05 €	217.365.394,05 €	43.500.000,00 €
Available Distribution Amount	18.108.839,74 €		
Amortisation	11.629.792,65 €		
Redemption per Class	11.629.792,65 €	11.629.792,65 €	0,00 €
Redemption per Note		2.089,81 €	0,00 €
Class Principal Outstanding Balance End of Period	249.235.601,40 €	205.735.601,40 €	43.500.000,00 €
Current Tranching		82,5%	17,5%
Current Pool Factor		0,37	1,00

2. Payments to Investors per Note

	All notes	Class A	Class B
Interest Rate Basis: 1-M Euribor / Spread / Fixed Rate	-0,372%	+32 bps	0,88%
DayCount Convention		act/360	act/360
Interest Days	31		
Principal Outstanding per Note Beginning of Period		39.059,37 €	100.000,00 €
> Principal Repayment per Note		2.089,81 €	0,00 €
Principal Outstanding per Note End of Period		36.969,56 €	100.000,00 €
> Interest accrued for the period		0,00 €	32.964,30 €
Interest Payment		0,00 €	32.964,30 €
Interest Payment per Note		0,00 €	75,78 €

3. Credit Enhancements

	Class A	Class B
Initial total CE (Subordination, Reserve)	8,25%	1,00%
Current CE (incl. Excess Spread)	23,38%	5,92%
Current CE (excl. Excess Spread)	19,55%	2,09%

4. Placement Disclosure

	Class A	Class B	
Pre-placed privately with investors which are not in the OG	- €	- €	At Closing
Retained by a member of the OG	- €	43.500.000 €	At Closing
Publicly offered to investors which are not in the OG	556.500.000 €	- €	At Closing
Privately-placed with investors which are not in the OG	- €	- €	Current Period
Retained by a member of the OG	- €	43.500.000 €	Current Period
Publicly-placed with investors which are not in the OG	205.735.601 €	- €	Current Period
Initially retained by a member of the OG, but subsequently placed with investors	- €	- €	Current Period

OG stands for Originator Group
* Last rating action as of 31.05.2016

**SC Germany Auto 2016-1
Monthly Investor Report**

6. Original Principal Balance



Reporting Date	09.05.2018	
Payment Date	14.05.2018	
Period No	24	
Monthly Period	Mai 2018	
Interest Period	from 13.04.2018	to 14.05.2018 = 31 days
Collection Period	from 01.04.2018	to 30.04.2018

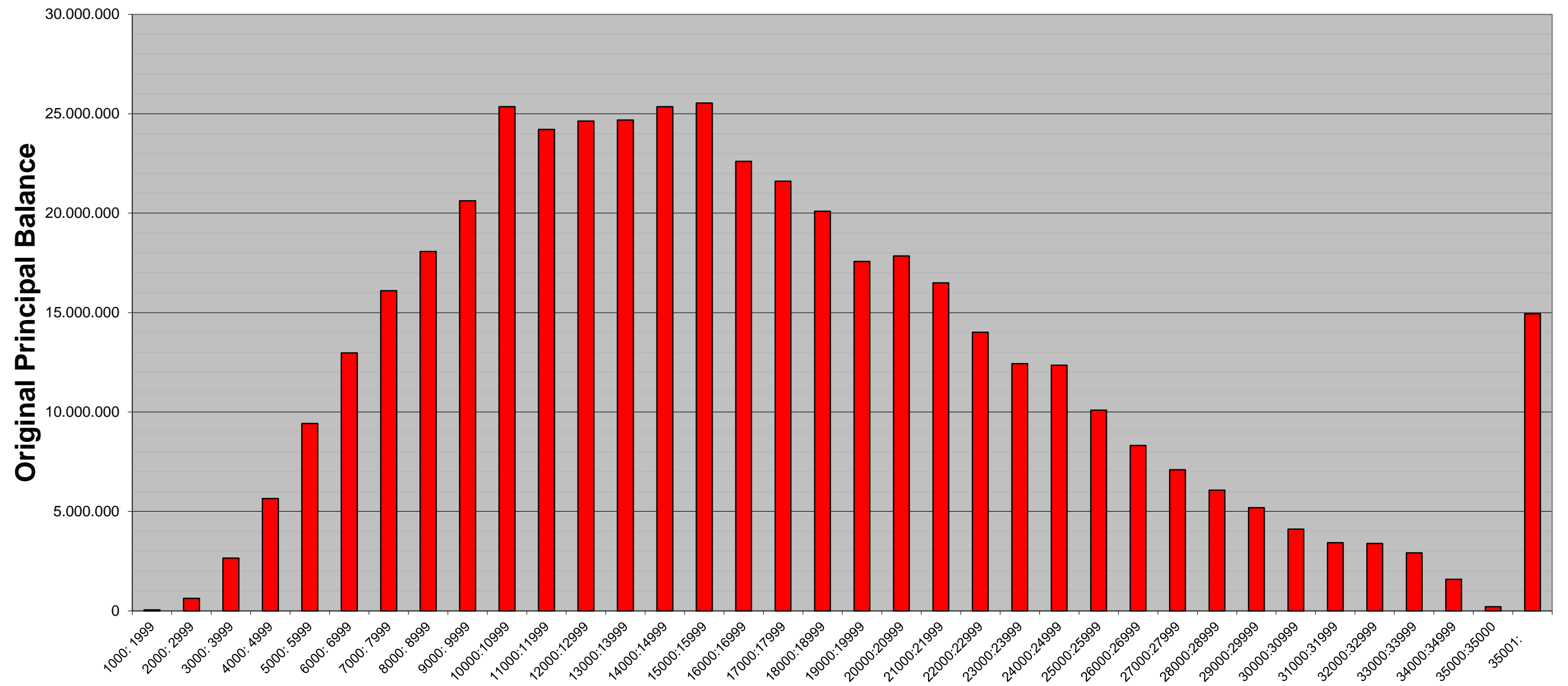
Original Principal Balance (Ranges in EUR)	Original Principal Balance in EUR	Percentage of Total Balance	Number of Loans	Percentage of Total Loans
1000: 1999	50.683,23	0,01%	30	0,09%
2000: 2999	626.857,71	0,14%	241	0,70%
3000: 3999	2.652.438,63	0,58%	745	2,18%
4000: 4999	5.642.573,89	1,23%	1.248	3,65%
5000: 5999	9.422.266,03	2,06%	1.714	5,01%
6000: 6999	12.966.803,83	2,83%	1.991	5,82%
7000: 7999	16.102.754,67	3,51%	2.146	6,27%
8000: 8999	18.071.131,66	3,94%	2.123	6,21%
9000: 9999	20.617.288,36	4,50%	2.168	6,34%
10000:10999	25.352.840,64	5,53%	2.415	7,06%
11000:11999	24.216.474,83	5,28%	2.105	6,15%
12000:12999	24.631.440,20	5,37%	1.970	5,76%
13000:13999	24.686.698,59	5,39%	1.829	5,35%
14000:14999	25.347.981,83	5,53%	1.747	5,11%
15000:15999	25.535.350,15	5,57%	1.648	4,82%
16000:16999	22.602.518,62	4,93%	1.371	4,01%
17000:17999	21.604.113,83	4,71%	1.236	3,61%
18000:18999	20.100.257,49	4,39%	1.087	3,18%
19000:19999	17.566.927,79	3,83%	901	2,63%
20000:20999	17.844.413,10	3,89%	872	2,55%
21000:21999	16.499.629,57	3,60%	768	2,24%
22000:22999	14.007.702,52	3,06%	623	1,82%
23000:23999	12.432.696,82	2,71%	529	1,55%
24000:24999	12.349.526,28	2,69%	505	1,48%
25000:25999	10.089.340,12	2,20%	396	1,16%
26000:26999	8.317.065,65	1,81%	314	0,92%
27000:27999	7.090.733,62	1,55%	258	0,75%
28000:28999	6.070.875,48	1,32%	213	0,62%
29000:29999	5.191.955,19	1,13%	176	0,51%
30000:30999	4.112.668,19	0,90%	135	0,39%
31000:31999	3.430.435,96	0,75%	109	0,32%
32000:32999	3.381.617,86	0,74%	104	0,30%
33000:33999	2.911.067,53	0,64%	87	0,25%
34000:34999	1.589.126,86	0,35%	46	0,13%
35000:35000	210.000,00	0,05%	6	0,02%
35001:	14.942.262,60	3,26%	358	1,05%
Total	458.268.519,33	100,00%	34.214	100,00%

Statistics	in EUR
Average Amount	13.394,18

**SC Germany Auto 2016-1
Monthly Investor Report**

6.1 Original PB (Graph)

Reporting Date	09.05.2018				
Payment Date	14.05.2018				
Period No	24				
Monthly Period	Mai 2018				
Interest Period	from	13.04.2018	to	14.05.2018	= 31 days
Collection Period	from	01.04.2018	to	30.04.2018	



**SC Germany Auto 2016-1
Monthly Investor Report**

7. Current Principal Balance



Reporting Date	09.05.2018	
Payment Date	14.05.2018	
Period No	24	
Monthly Period	Mai 2018	
Interest Period	from 13.04.2018	to 14.05.2018 = 31 days
Collection Period	from 01.04.2018	to 30.04.2018

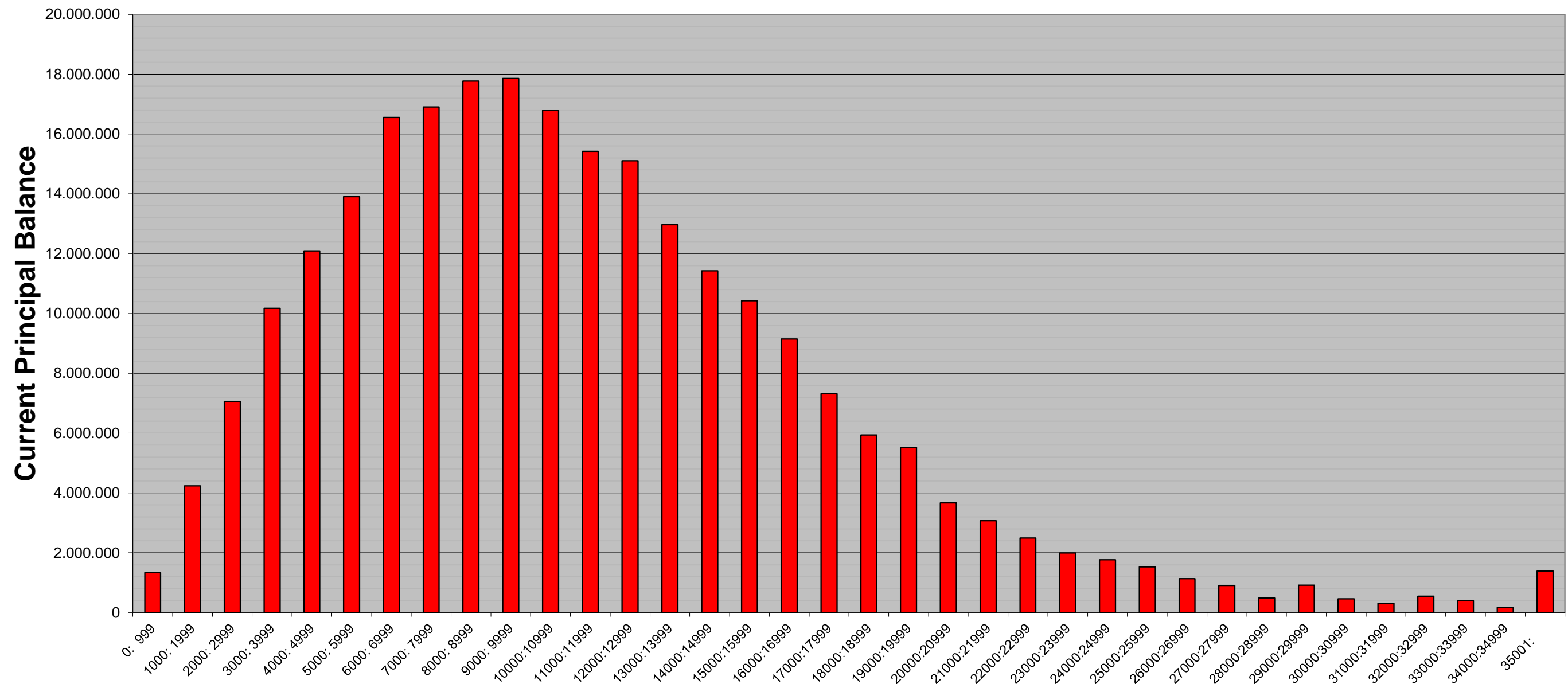
<i>Current Principal Balance (Ranges in EUR)</i>	<i>Current Principal Balance in EUR</i>	<i>Percentage of Total Balance</i>	<i>Number of Loans</i>	<i>Percentage of Total Loans</i>
0: 999	1.336.518,49	0,54%	2.636	7,70%
1000: 1999	4.241.126,61	1,70%	2.806	8,20%
2000: 2999	7.062.431,59	2,83%	2.834	8,28%
3000: 3999	10.174.935,38	4,08%	2.910	8,51%
4000: 4999	12.091.735,64	4,85%	2.688	7,86%
5000: 5999	13.909.178,33	5,58%	2.536	7,41%
6000: 6999	16.554.684,71	6,64%	2.550	7,45%
7000: 7999	16.903.958,44	6,78%	2.257	6,60%
8000: 8999	17.771.414,81	7,13%	2.092	6,11%
9000: 9999	17.861.442,74	7,17%	1.882	5,50%
10000:10999	16.792.925,68	6,74%	1.602	4,68%
11000:11999	15.424.847,21	6,19%	1.344	3,93%
12000:12999	15.103.045,20	6,06%	1.209	3,53%
13000:13999	12.971.430,42	5,20%	962	2,81%
14000:14999	11.424.209,08	4,58%	789	2,31%
15000:15999	10.424.707,92	4,18%	673	1,97%
16000:16999	9.143.129,12	3,67%	555	1,62%
17000:17999	7.313.765,42	2,93%	418	1,22%
18000:18999	5.936.326,26	2,38%	322	0,94%
19000:19999	5.530.090,98	2,22%	284	0,83%
20000:20999	3.667.793,86	1,47%	179	0,52%
21000:21999	3.071.492,93	1,23%	143	0,42%
22000:22999	2.492.989,85	1,00%	111	0,32%
23000:23999	1.999.072,24	0,80%	85	0,25%
24000:24999	1.766.122,48	0,71%	72	0,21%
25000:25999	1.530.739,66	0,61%	60	0,18%
26000:26999	1.136.084,87	0,46%	43	0,13%
27000:27999	906.770,49	0,36%	33	0,10%
28000:28999	484.058,91	0,19%	17	0,05%
29000:29999	917.231,05	0,37%	31	0,09%
30000:30999	457.859,29	0,18%	15	0,04%
31000:31999	315.071,62	0,13%	10	0,03%
32000:32999	553.177,18	0,22%	17	0,05%
33000:33999	402.077,05	0,16%	12	0,04%
34000:34999	172.945,76	0,07%	5	0,01%
35001:	1.390.193,51	0,56%	32	0,09%
Total	249.235.584,78	100,00%	34.214	100,00%

Statistics		in EUR
Average Amount		7.284,61

**SC Germany Auto 2016-1
Monthly Investor Report**

7.1 Current PB (Graph)

Reporting Date	09.05.2018				
Payment Date	14.05.2018				
Period No	24				
Monthly Period	Mai 2018				
Interest Period	from	13.04.2018	to	14.05.2018	= 31 days
Collection Period	from	01.04.2018	to	30.04.2018	



**SC Germany Auto 2016-1
Monthly Investor Report**

8. Borrower Concentration



Reporting Date			09.05.2018			
Payment Date			14.05.2018			
Period No			24			
Monthly Period			Mai 2018			
Interest Period	from	13.04.2018	to	14.05.2018	=	31 days
Collection Period	from	01.04.2018	to	30.04.2018		

No	Current Principal Balance in EUR	Percentage of Balance	Number of Loans
1	83.444,27	0,0335%	1
2	80.081,94	0,0321%	1
3	71.629,30	0,0287%	1
4	58.477,01	0,0235%	1
5	49.015,54	0,0197%	1
6	44.887,93	0,0180%	1
7	44.628,57	0,0179%	1
8	43.355,79	0,0174%	1
9	42.856,74	0,0172%	1
10	42.662,44	0,0171%	1
11	42.515,36	0,0171%	1
12	39.917,90	0,0160%	1
13	39.028,36	0,0157%	1
14	38.941,88	0,0156%	1
15	38.912,43	0,0156%	1
16	38.798,09	0,0156%	1
17	38.677,97	0,0155%	1
18	38.443,20	0,0154%	1
19	38.182,26	0,0153%	1
20	37.858,56	0,0152%	1
21	37.844,93	0,0152%	1
22	37.507,07	0,0150%	1
23	37.473,68	0,0150%	1
24	37.264,67	0,0150%	1
25	36.730,20	0,0147%	1
	1.139.136,09	0,4571%	25

**SC Germany Auto 2016-1
Monthly Investor Report**

9. Geographical Distribution



Reporting Date	09.05.2018			
Payment Date	14.05.2018			
Period No	24			
Monthly Period	Mai 2018			
Interest Period	from	13.04.2018	to	14.05.2018 = 31 days
Collection Period	from	01.04.2018	to	30.04.2018

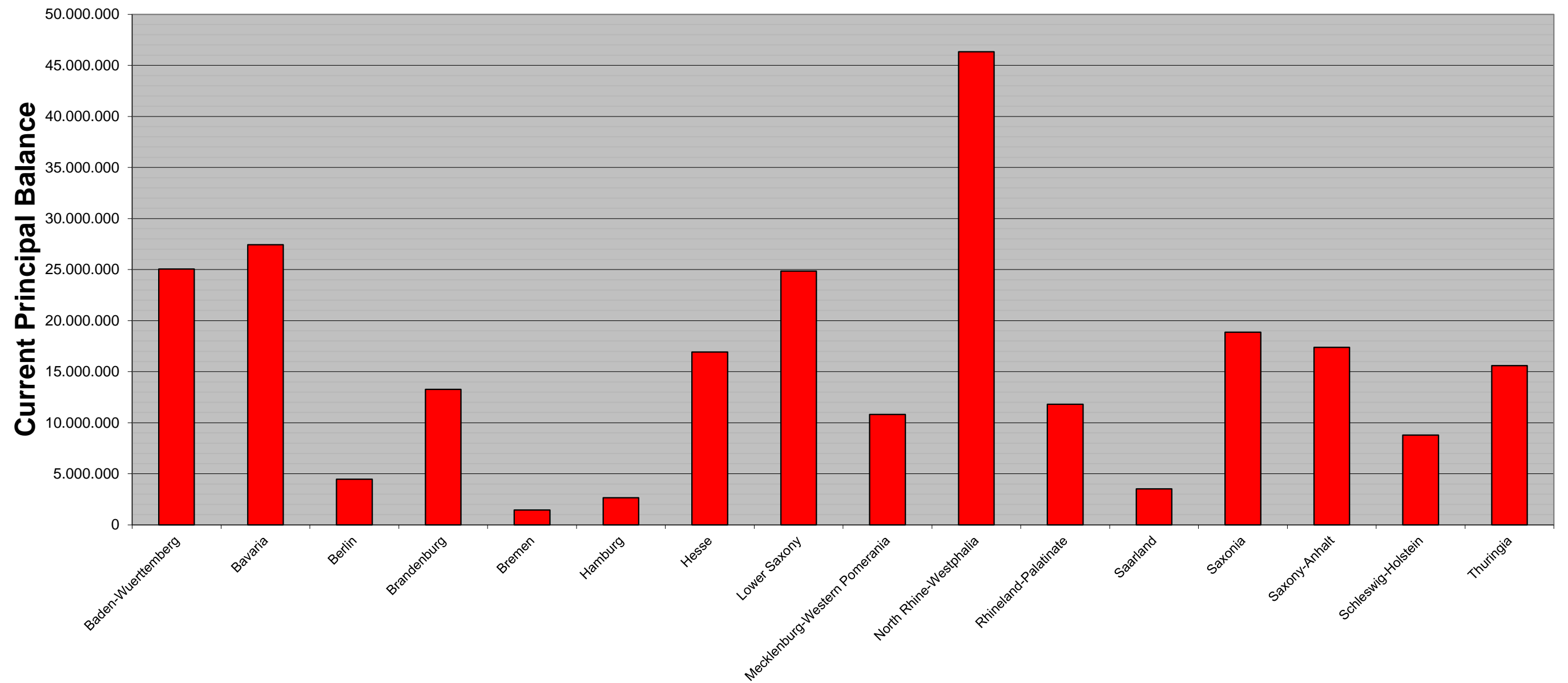
<i>State</i>	<i>Current Principal Balance in EUR</i>	<i>Percentage of Total Balance</i>	<i>Number of Loans</i>	<i>Percentage of Total Loans</i>
Baden-Wuerttemberg	25.065.472,93	10,06%	3.186	9,31%
Bavaria	27.439.220,14	11,01%	3.453	10,09%
Berlin	4.478.299,80	1,80%	663	1,94%
Brandenburg	13.257.649,28	5,32%	1.972	5,76%
Bremen	1.445.450,88	0,58%	198	0,58%
Hamburg	2.647.515,42	1,06%	357	1,04%
Hesse	16.921.062,11	6,79%	2.181	6,37%
Lower Saxony	24.848.650,46	9,97%	3.535	10,33%
Mecklenburg-Western	10.806.510,62	4,34%	1.663	4,86%
North Rhine-Westphali	46.340.630,84	18,59%	6.354	18,57%
Rhineland-Palatinate	11.813.193,23	4,74%	1.520	4,44%
Saarland	3.526.835,70	1,42%	443	1,29%
Saxonia	18.878.885,67	7,57%	2.726	7,97%
Saxony-Anhalt	17.374.617,62	6,97%	2.587	7,56%
Schleswig-Holstein	8.797.772,87	3,53%	1.307	3,82%
Thuringia	15.593.817,21	6,26%	2.069	6,05%
Total	249.235.584,78	100,00%	34.214	100,00%

**SC Germany Auto 2016-1
Monthly Investor Report**

9.1 Geographical Distribution (Graph)



Reporting Date	09.05.2018				
Payment Date	14.05.2018				
Period No	24				
Monthly Period	Mai 2018				
Interest Period	from	13.04.2018	to	14.05.2018	= 31 days
Collection Period	from	01.04.2018	to	30.04.2018	



**SC Germany Auto 2016-1
Monthly Investor Report**

10. Object/Vehicle Type



Reporting Date			09.05.2018			
Payment Date			14.05.2018			
Period No			24			
Monthly Period			Mai 2018			
Interest Period	from	13.04.2018	to	14.05.2018	=	31 days
Collection Period	from	01.04.2018	to	30.04.2018		

<i>Vehicle Type</i>	<i>Current Principal Balance in EUR</i>	<i>Percentage of Total Balance</i>	<i>Number of Loans</i>	<i>Percentage of Total Loans</i>
New Vehicle	110.814.256,07	44,46%	12.245	35,79%
Used Vehicle	138.421.328,71	55,54%	21.969	64,21%
Total	249.235.584,78	100,00%	34.214	100,00%

<i>Object Type</i>	<i>Current Principal Balance in EUR</i>	<i>Percentage of Total Balance</i>	<i>Number of Loans</i>	<i>Percentage of Total Loans</i>
Car	245.208.537,88	98,38%	33.125	96,82%
Motorbike	2.624.705,63	1,05%	893	2,61%
Leisure	1.402.341,27	0,56%	196	0,57%
Total	249.235.584,78	100,00%	34.214	100,00%

**SC Germany Auto 2016-1
Monthly Investor Report**

11. Insurances



Reporting Date	09.05.2018	
Payment Date	14.05.2018	
Period No	24	
Monthly Period	Mai 2018	
Interest Period	from 13.04.2018	to 14.05.2018 = 31 days
Collection Period	from 01.04.2018	to 30.04.2018

<i>Payment Protection Insurance</i>	<i>Current Principal Balance in EUR</i>	<i>Percentage of Total Balance</i>	<i>Number of Loans</i>	<i>Percentage of Total Loans</i>
No	80.440.113,33	32,27%	10.795	31,55%
Yes	168.795.471,45	67,73%	23.419	68,45%
Total	249.235.584,78	100,00%	34.214	100,00%

<i>Gap Insurance (Santander Safe)</i>	<i>Current Principal Balance in EUR</i>	<i>Percentage of Total Balance</i>	<i>Number of Loans</i>	<i>Percentage of Total Loans</i>
No	175.821.900,11	70,54%	24.767	72,39%
Yes	73.413.684,67	29,46%	9.447	27,61%
Total	249.235.584,78	100,00%	34.214	100,00%

<i>Repair Cost Insurance (Santander AutoCare)</i>	<i>Current Principal Balance in EUR</i>	<i>Percentage of Total Balance</i>	<i>Number of Loans</i>	<i>Percentage of Total Loans</i>
No	227.766.550,39	91,39%	31.119	90,95%
Yes	21.469.034,39	8,61%	3.095	9,05%
Total	249.235.584,78	100,00%	34.214	100,00%

**SC Germany Auto 2016-1
Monthly Investor Report**

12. Type of Contract



Reporting Date			09.05.2018			
Payment Date			14.05.2018			
Period No			24			
Monthly Period			Mai 2018			
Interest Period	from	13.04.2018	to	14.05.2018	=	31 days
Collection Period	from	01.04.2018	to	30.04.2018		

<i>Contracts w/Balloon Payments</i>	<i>Current Principal Balance in EUR</i>	<i>Percentage of Total Balance</i>	<i>Number of Loans</i>	<i>Percentage of Total Loans</i>
No	117.009.579,96	46,95%	22.405	65,48%
Yes	132.226.004,82	53,05%	11.809	34,52%
- of which balloon rates	88.690.797,17	35,59%		
- of which regular installments	43.535.207,65	17,47%		
Total	249.235.584,78	100,00%	34.214	100,00%

<i>Balloon Loans - Original Term in months</i>	<i>Balloon Rates in EUR</i>	<i>Balloon Rates in % of Total Balloon Rates</i>	<i>Number of Balloon Loans</i>	<i>Percentage of Total Balloon Loans</i>
13:25	17.036,00	0,02%	1	0,01%
26:38	6.717.567,04	7,57%	880	7,45%
39:51	30.363.437,59	34,24%	3.858	32,67%
52:64	51.587.236,54	58,17%	7.069	59,86%
65:72	5.520,00	0,01%	1	0,01%
Total	88.690.797,17	100,00%	11.809	100,00%

<i>Balloon Loans - Remaining Term in months</i>	<i>Balloon Rates in EUR</i>	<i>Balloon Rates in % of Total Balloon Rates</i>	<i>Number of Balloon Loans</i>	<i>Percentage of Total Balloon Loans</i>
0:12	20.433.693,92	23,04%	2.682	22,71%
13:25	36.392.258,42	41,03%	4.870	41,24%
26:38	31.864.844,83	35,93%	4.257	36,05%
Total	88.690.797,17	100,00%	11.809	100,00%

**SC Germany Auto 2016-1
Monthly Investor Report**

13. Payment Methods



Reporting Date			09.05.2018		
Payment Date			14.05.2018		
Period No			24		
Monthly Period			Mai 2018		
Interest Period	from	13.04.2018	to	14.05.2018	= 31 days
Collection Period	from	01.04.2018	to	30.04.2018	

<i>Payment Method</i>	<i>Current Principal Balance in EUR</i>	<i>Percentage of Total Balance</i>	<i>Number of Loans</i>	<i>Percentage of Total Loans</i>
Direct Debit	246.906.959,08	99,07%	33.887	99,04%
Other	2.328.625,70	0,93%	327	0,96%
Total	249.235.584,78	100,00%	34.214	100,00%

<i>Cycle of Payment</i>	<i>Current Principal Balance in EUR</i>	<i>Percentage of Total Balance</i>	<i>Number of Loans</i>	<i>Percentage of Total Loans</i>
15th of month	115.627.154,73	46,39%	15.769	46,09%
1st of month	133.608.430,05	53,61%	18.445	53,91%
Total	249.235.584,78	100,00%	34.214	100,00%

**SC Germany Auto 2016-1
Monthly Investor Report**

14. Downpayment



Reporting Date	09.05.2018	
Payment Date	14.05.2018	
Period No	24	
Monthly Period	Mai 2018	
Interest Period	from 13.04.2018	to 14.05.2018 = 31 days
Collection Period	from 01.04.2018	to 30.04.2018

<i>Downpayment (Ranges in EUR)</i>	<i>Original Principal Balance in EUR</i>	<i>Percentage of Total Balance</i>	<i>Number of Loans</i>	<i>Percentage of Total Loans</i>	<i>Downpayment / Purchase Price in %</i>
No Downpayment	77.669.231,55	31,16%	9.949	29,08%	0,00%
0: 999	9.158.226,90	3,67%	1.610	4,71%	5,20%
1000: 1999	20.571.290,10	8,25%	3.362	9,83%	10,84%
2000: 2999	24.739.949,70	9,93%	3.575	10,45%	16,02%
3000: 3999	21.223.804,42	8,52%	2.960	8,65%	20,89%
4000: 4999	16.705.183,08	6,70%	2.275	6,65%	25,18%
5000: 5999	19.618.756,86	7,87%	2.589	7,57%	28,29%
6000: 6999	12.192.171,18	4,89%	1.589	4,64%	31,87%
7000: 7999	9.365.723,64	3,76%	1.238	3,62%	35,26%
8000: 8999	7.784.135,79	3,12%	1.044	3,05%	38,32%
9000: 9999	4.496.632,00	1,80%	594	1,74%	41,63%
10000:10999	9.131.917,57	3,66%	1.174	3,43%	41,91%
11000:11999	2.782.845,71	1,12%	387	1,13%	45,54%
12000:12999	3.553.835,95	1,43%	478	1,40%	47,12%
13000:13999	1.837.937,97	0,74%	256	0,75%	49,60%
14000:14999	1.434.185,06	0,58%	212	0,62%	52,75%
15000:15000	1.547.534,73	0,62%	215	0,63%	52,08%
15001:	5.422.222,57	2,18%	707	2,07%	58,23%
Total	249.235.584,78	100,00%	34.214	100,00%	22,53%

<i>Downpayment and Purchase Price</i>	<i>All Contracts</i>	<i>Contracts with Downpayment</i>
Average downpayment	3.647,18 €	5.142,58 €
Average Purchase Price	16.190,44 €	17.465,06 €
Mimimum Downpayment		100,00 €
Maximum Downpayment		55.000,00 €
Downpayment in %	22,53%	29,44%

**SC Germany Auto 2016-1
Monthly Investor Report**

15. Customer Yield



Reporting Date			09.05.2018			
Payment Date			14.05.2018			
Period No			24			
Monthly Period			Mai 2018			
Interest Period	from	13.04.2018	to	14.05.2018	=	31 days
Collection Period	from	01.04.2018	to	30.04.2018		

Yield Range *	Current Principal Balance in EUR	Percentage of Total Balance	Number of Loans	Percentage of Total Loans
0: 0	169.668,70	0,07%	14	0,04%
1: 1	25.327.556,38	10,16%	2.523	7,37%
2: 2	47.790.602,48	19,17%	5.428	15,86%
3: 3	102.041.885,20	40,94%	12.526	36,61%
4: 4	49.238.529,25	19,76%	7.982	23,33%
5: 5	15.601.387,09	6,26%	3.397	9,93%
6: 6	6.090.857,90	2,44%	1.497	4,38%
7: 7	1.721.781,38	0,69%	500	1,46%
8: 8	818.915,28	0,33%	213	0,62%
9: 9	393.977,48	0,16%	123	0,36%
10:10	40.423,64	0,02%	11	0,03%
Total	249.235.584,78	100,00%	34.214	100,00%

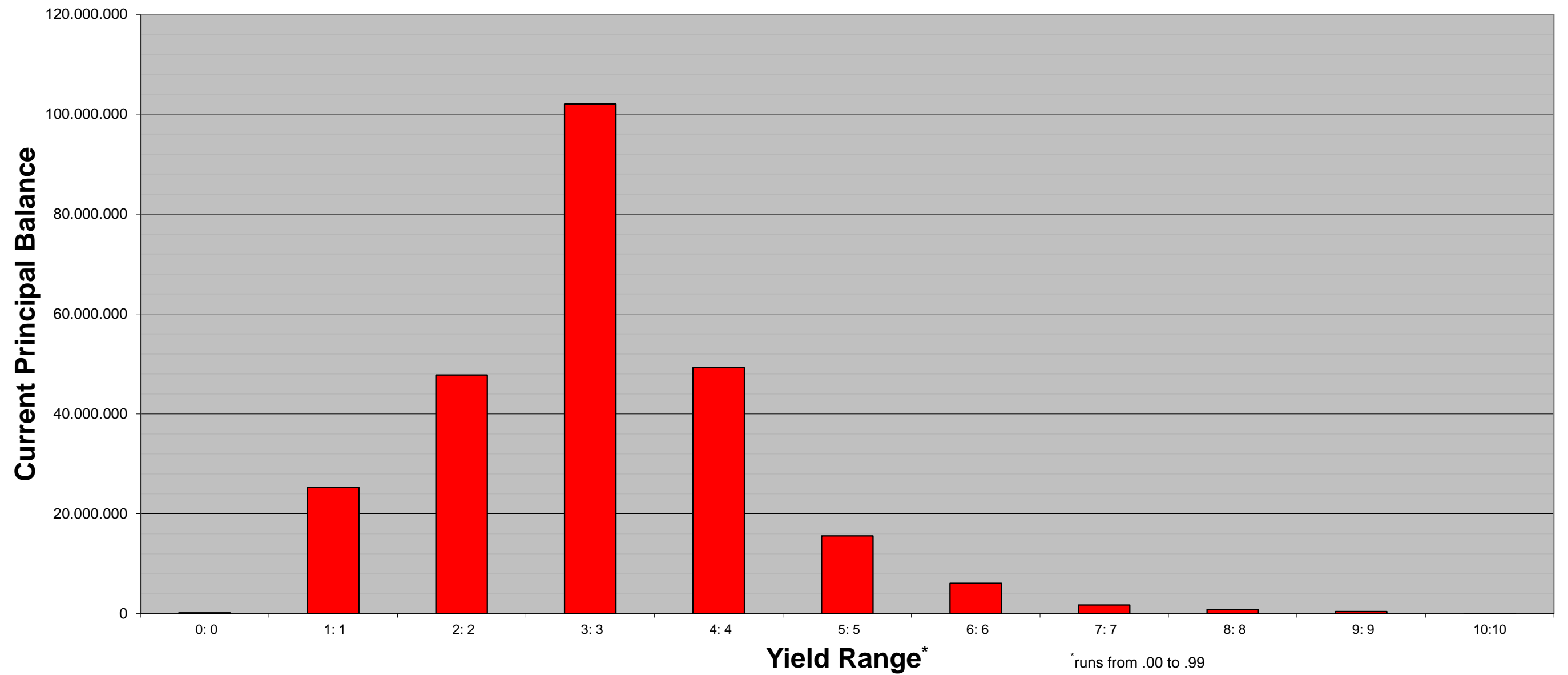
Statistics	in %
WA Interest	3,85%

*runs from .00 to .99

**SC Germany Auto 2016-1
Monthly Investor Report**

15.1 Customer Yield (Graph)

Reporting Date	09.05.2018				
Payment Date	14.05.2018				
Period No	24				
Monthly Period	Mai 2018				
Interest Period	from	13.04.2018	to	14.05.2018	= 31 days
Collection Period	from	01.04.2018	to	30.04.2018	



**SC Germany Auto 2016-1
Monthly Investor Report**

16. Seasoning



Reporting Date			09.05.2018		
Payment Date			14.05.2018		
Period No			24		
Monthly Period			Mai 2018		
Interest Period	from	13.04.2018	to	14.05.2018	= 31 days
Collection Period	from	01.04.2018	to	30.04.2018	

Seasoning in Months	Current Principal Balance in EUR	Percentage of Total Balance	Number of Loans	Percentage of Total Loans
24:26	910.371,90	0,37%	97	0,28%
27:29	55.045.449,56	22,09%	6.246	18,26%
30:32	63.858.772,10	25,62%	7.941	23,21%
33:35	51.553.612,82	20,68%	6.966	20,36%
36:38	32.420.483,37	13,01%	4.993	14,59%
39:41	17.403.628,13	6,98%	2.653	7,75%
42:44	14.031.028,90	5,63%	2.315	6,77%
45:47	8.794.743,90	3,53%	1.680	4,91%
48:50	2.232.663,60	0,90%	420	1,23%
51:53	911.547,84	0,37%	175	0,51%
54:56	720.906,32	0,29%	157	0,46%
57:59	653.542,45	0,26%	201	0,59%
60:62	357.652,20	0,14%	159	0,46%
63:65	88.434,88	0,04%	29	0,08%
66:68	91.290,57	0,04%	43	0,13%
69:71	103.726,71	0,04%	78	0,23%
72:74	38.197,78	0,02%	33	0,10%
75:77	12.349,31	0,00%	7	0,02%
78:	7.182,44	0,00%	21	0,06%
Total	249.235.584,78	100,00%	34.214	100,00%

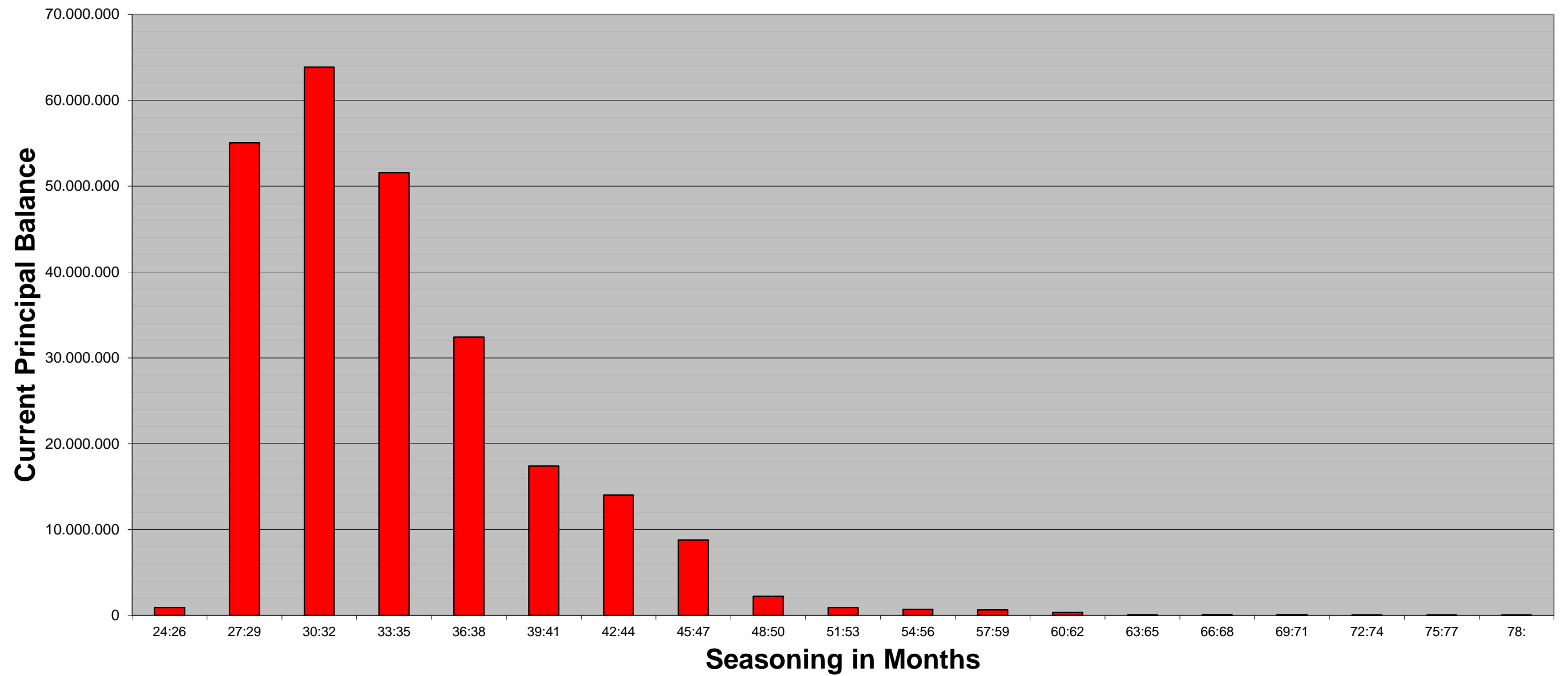
Statistics

WA Seasoning	34,00
--------------	-------

**SC Germany Auto 2016-1
Monthly Investor Report**

16.1 Seasoning (Graph)

Reporting Date	09.05.2018	
Payment Date	14.05.2018	
Period No	24	
Monthly Period	Mai 2018	
Interest Period	from 13.04.2018	to 14.05.2018 = 31 days
Collection Period	from 01.04.2018	to 30.04.2018



**SC Germany Auto 2016-1
Monthly Investor Report**

17. Remaining Term



Reporting Date			09.05.2018		
Payment Date			14.05.2018		
Period No			24		
Monthly Period			Mai 2018		
Interest Period	from	13.04.2018	to	14.05.2018	= 31 days
Collection Period	from	01.04.2018	to	30.04.2018	

<i>Remaining Term in Months</i>	<i>Current Principal Balance in EUR</i>	<i>Percentage of Total Balance</i>	<i>Number of Loans</i>	<i>Percentage of Total Loans</i>
0: 6	13.296.125,70	5,33%	4.437	12,97%
7:13	21.314.893,05	8,55%	4.513	13,19%
14:20	42.639.920,13	17,11%	6.412	18,74%
21:27	47.203.515,65	18,94%	5.670	16,57%
28:34	66.181.435,23	26,55%	6.967	20,36%
35:41	18.146.753,14	7,28%	2.303	6,73%
42:48	15.956.846,76	6,40%	1.773	5,18%
49:55	17.603.638,72	7,06%	1.585	4,63%
56:62	6.780.145,41	2,72%	549	1,60%
63:69	112.310,99	0,05%	5	0,01%
Total	249.235.584,78	100,00%	34.214	100,00%

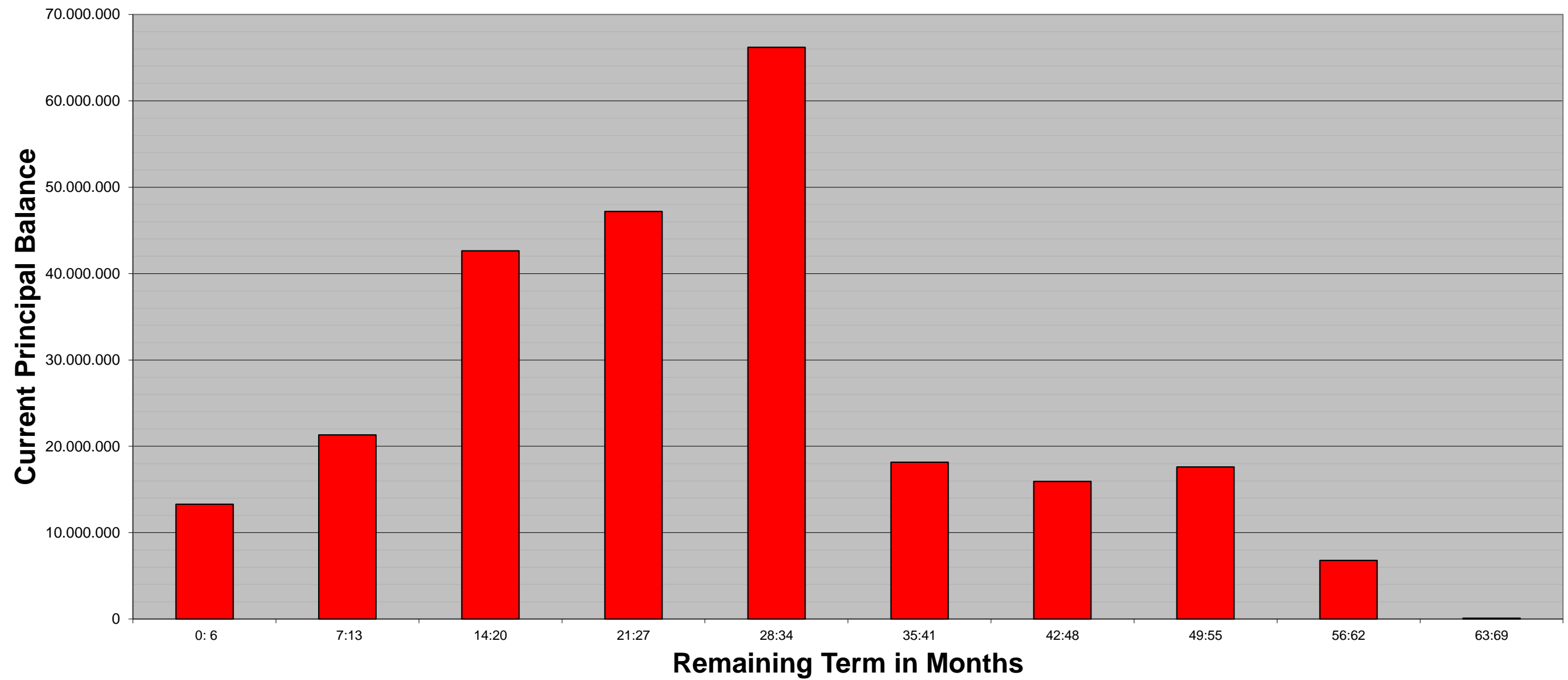
Statistics

WA Remaining Term	27,65
-------------------	-------

**SC Germany Auto 2016-1
Monthly Investor Report**

17.1 Remaining Term (Graph)

Reporting Date			09.05.2018		
Payment Date			14.05.2018		
Period No			24		
Monthly Period			Mai 2018		
Interest Period	from	13.04.2018	to	14.05.2018	= 31 days
Collection Period	from	01.04.2018	to	30.04.2018	



**SC Germany Auto 2016-1
Monthly Investor Report**

18. Original Term



Reporting Date			09.05.2018			
Payment Date			14.05.2018			
Period No			24			
Monthly Period			Mai 2018			
Interest Period	from	13.04.2018	to	14.05.2018	=	31 days
Collection Period	from	01.04.2018	to	30.04.2018		

<i>Original Term in Months</i>	<i>Current Principal Balance in EUR</i>	<i>Percentage of Total Balance</i>	<i>Number of Loans</i>	<i>Percentage of Total Loans</i>
13:25	4.618,22	0,00%	2	0,01%
26:38	10.382.624,11	4,17%	3.651	10,67%
39:51	53.114.534,24	21,31%	8.831	25,81%
52:64	116.956.491,16	46,93%	13.623	39,82%
65:77	35.779.742,94	14,36%	4.880	14,26%
78:	32.997.574,11	13,24%	3.227	9,43%
Total	249.235.584,78	100,00%	34.214	100,00%

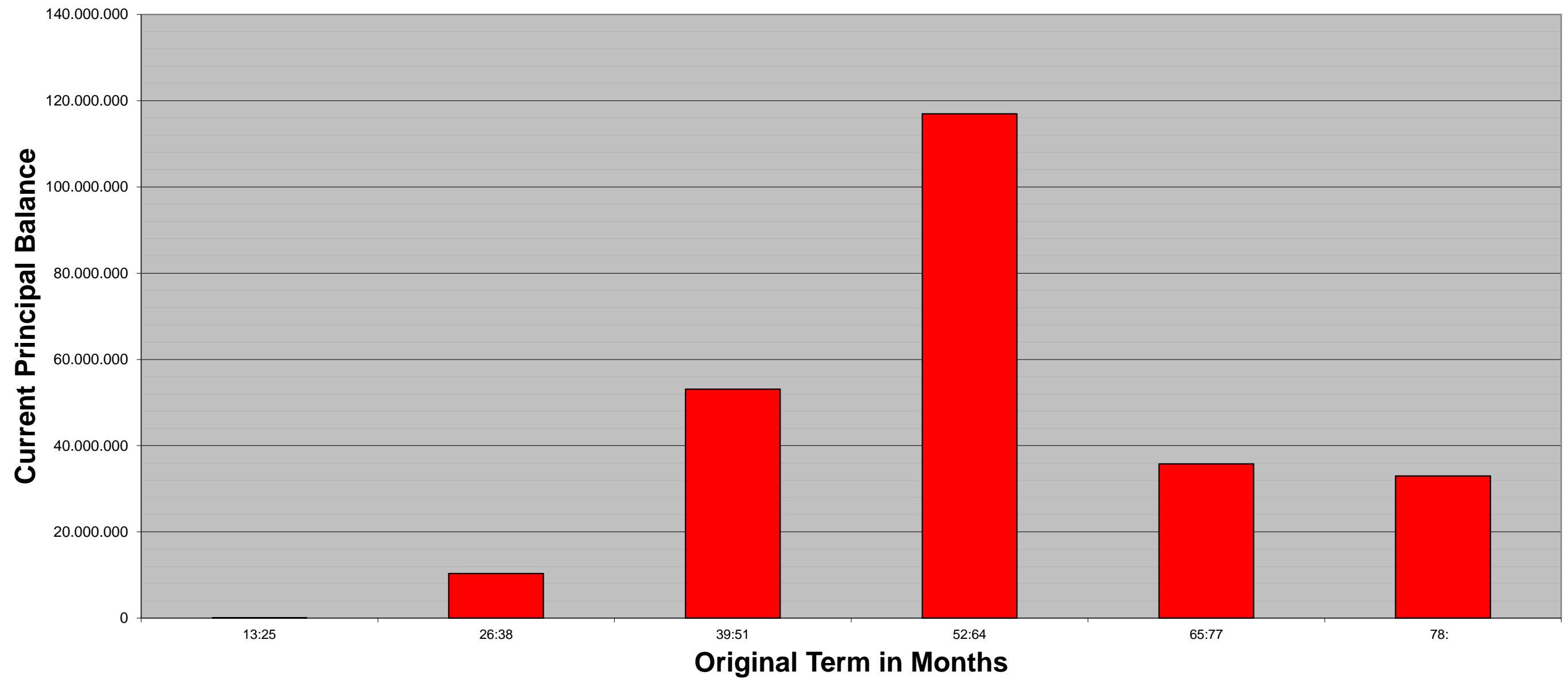
Statistics

WA Original Term	61,65
------------------	-------

**SC Germany Auto 2016-1
Monthly Investor Report**

18.1 Original Term (Graph)

Reporting Date			09.05.2018			
Payment Date			14.05.2018			
Period No			24			
Monthly Period			Mai 2018			
Interest Period	from	13.04.2018	to	14.05.2018	=	31 days
Collection Period	from	01.04.2018	to	30.04.2018		



**SC Germany Auto 2016-1
Monthly Investor Report**

19. Manufacturer Brands



Reporting Date	09.05.2018				
Payment Date	14.05.2018				
Period No	24				
Monthly Period	Mai 2018				
Interest Period	from	13.04.2018	to	14.05.2018	= 31 days
Collection Period	from	01.04.2018	to	30.04.2018	

<i>Manufacturer brands</i>	<i>Current Principal Balance in EUR</i>	<i>Percentage of Total Balance</i>	<i>Number of Loans</i>	<i>Percentage of Total Loans</i>
1	30.649.797,87	12,30%	3.341	9,77%
2	29.394.420,94	11,79%	3.077	8,99%
3	23.140.559,02	9,28%	3.339	9,76%
4	21.419.469,55	8,59%	3.487	10,19%
5	20.957.948,40	8,41%	3.050	8,91%
6	20.008.063,61	8,03%	2.564	7,49%
7	11.153.564,35	4,48%	1.262	3,69%
8	9.614.644,27	3,86%	1.448	4,23%
9	9.288.218,81	3,73%	1.088	3,18%
10	8.546.227,75	3,43%	1.198	3,50%
11	8.043.922,80	3,23%	1.129	3,30%
12	6.787.217,80	2,72%	913	2,67%
13	6.674.892,40	2,68%	1.083	3,17%
14	5.617.573,76	2,25%	550	1,61%
15	5.595.910,82	2,25%	908	2,65%
	216.892.432,15	87,02%	28.437	83,12%

TOP 15 manufacturer brands in alphabetical order:
Audi, BMW, Citroen, Ford, Hyundai, Kia, Mazda, Mercedes, Nissan, Opel, SEAT (E), Skoda, Suzuki, Volvo, VW

**SC Germany Auto 2016-1
Monthly Investor Report**

20. Priority of Payments + Transaction Costs



Reporting Date			09.05.2018			
Payment Date			14.05.2018			
Period No			24			
Monthly Period			Mai 2018			
Interest Period	from	13.04.2018	to	14.05.2018	=	31 days
Collection Period	from	01.04.2018	to	30.04.2018		

Priority of Payments

Available Distribution Amount		18.108.839,74 €
Senior Expenses	-	- €
Net Swap Payments	-	- €
Interest Notes Class A	-	- €
Interest Notes Class B	-	32.964,30 €
Payments to Liquidity Reserve Fund	-	5.217.307,88 €
Principal Payments Class A	-	11.629.792,65 €
Principal Payments Class B	-	- €
Payment due to rounding differences	-	16,62 €
Payments to Reserve Fund	-	- €
Payments to Commingling Reserve Ledger	-	n/a
Payments to Set-Off Reserve Ledger	-	n/a
Swap Termination Payments	-	n/a
Interest Subordinated Loan	-	7.712,61 €
Principal Payments Subordinated Loan	-	244.019,69 €
Payments to Seller	=	977.025,99 €

Transaction Costs

	All notes	Class A	Class B
Senior Expenses	- €		
Interest accrued for the Period	- 32.964,30 €	- €	- 32.964,30 €
Cumulative Interest accrued	- 770.907,00 €	- €	- 770.907,00 €
Interest Payments	- 32.964,30 €	- €	- 32.964,30 €
Cumulative Interest Payments	- 770.907,00 €	- €	- 770.907,00 €
Interest accrued on Subordinated Loan for the	- 7.712,61 €		
Cumulative Interest accrued on Subordinated L	- 196.925,72 €		
Interest Payments on Subordinated Loan	- 7.712,61 €		
Cumulative Interest Payments on Subordinatec	- 196.925,72 €		
Unpaid Interest for the Period	- €		
Cumulative Unpaid Interest	- €		

**SC Germany Auto 2016-1
Monthly Investor Report**

21.1 Swap Counterparty 1



Reporting Date	09.05.2018				
Payment Date	14.05.2018				
Period No	24				
Monthly Period	Mai 2018				
Interest Period	from	13.04.2018	to	14.05.2018	= 31 days
Collection Period	from	01.04.2018	to	30.04.2018	

Swap Counterparty

Swap Counterparty Abbey National Treasury Services plc
Swap Rating Trigger Breach no

Rating Trigger & Current Ratings	Consequenses	Moody's			Fitch			S & P			Trigger breach
		Long Term (CRA)	Short Term (CRA)	Outlook	Long Term	Short Term	Outlook	Long Term	Short Term	Outlook	
1st Rating Trigger	Collateral, Guarantee or Replacement	A3(cr)	-		A	F1		A	A-1		no
2nd Rating Trigger	Guarantee or Replacement	Baa1(cr)	-		BBB-	F3		BBB+	A-1		no
Current Counterparty Ratings		Aa2(cr)	P-1(cr)	STABLE	A	F1	STABLE	A	A-1	STABLE	

Current Swap Data

Swap Type Fixed Floating Interest Rate Swap
Notional Amount 108.682.697,03
Fixed Rate -0,4000%
Floating Rate (Euribor) -0,3720%
Net Swap Payments 2.620,46
Notional Amount next period 102.867.800,70

Swap Counterparty Details

Abbey National Treasury Services plc
FI Structuring
2 Triton Square
Regent's Place
London, NW1 3AN
United Kingdom
Phone +44 20 7756 6960
Email: robustiano.tubio@santanderpcb.com

Counterparty Replacement

Old Counterparty Abbey National Treasury Services plc
Current Counterparty Abbey National Treasury Services plc

Swap Collateral

Beginning of Period - €
Cash Outflow - €
Cash Inflow - €
End of Period - €

Ratings as of 30.04.2018, data source: Bloomberg

**SC Germany Auto 2016-1
Monthly Investor Report**

21.2 Swap Counterparty 2



Reporting Date	09.05.2018				
Payment Date	14.05.2018				
Period No	24				
Monthly Period	Mai 2018				
Interest Period	from	13.04.2018	to	14.05.2018	= 31 days
Collection Period	from	01.04.2018	to	30.04.2018	

Swap Counterparty

Swap Counterparty DZ Bank AG
Swap Rating Trigger Breach no

Rating Trigger & Current Ratings	Consequenses	Moody's			Fitch			S & P			Trigger breach
		Long Term (CRA)	Short Term (CRA)	Outlook	Long Term	Short Term	Outlook	Long Term	Short Term	Outlook	
1st Rating Trigger	Collateral, Guarantee or Replacement	A3(cr)	-		A	F1		A	A-1		no
2nd Rating Trigger	Guarantee or Replacement	Baa1(cr)	-		BBB-	F3		BBB+	A-1		no
Current Counterparty Ratings		Aa1(cr)	P-1(cr)	STABLE	AA-	F1+	STABLE	AA-	A-1+	STABLE	

Current Swap Data

Swap Type Fixed Floating Interest Rate Swap
Notional Amount 108.682.697,03
Fixed Rate -0,4000%
Floating Rate (Euribor) -0,3720%
Net Swap Payments 2.620,46
Notional Amount next period 102.867.800,70

Swap Counterparty Details

DZ Bank AG
Kapitalmärkte Handel / ABS-Emissionen
Platz der Republik
60265 Frankfurt am Main
Germany
Phone +49 69 7447 4341
Email: Tom.Oelrich@dzbank.de

Counterparty Replacement

Old Counterparty DZ Bank AG
Current Counterparty DZ Bank AG

Swap Collateral

Begining of Period - €
Cash Outflow - €
Cash Inflow - €
End of Period - €

Ratings as of 30.04.2018, data source: Bloomberg

SC Germany Auto 2016-1 Monthly Investor Report

22. Retention



Reporting Date	09.05.2018	
Payment Date	14.05.2018	
Period No	24	
Monthly Period	14.05.2018	
Interest Period	from 13.04.2018	to 14.05.2018 = 31 days
Collection Period	from 01.04.2018	to 30.04.2018

Santander Consumer Bank AG confirms its compliance to have continuously retained a net economic interest in the SC Germany Auto 2016-1 securitisation transaction of at least 5% of the securitised Purchased Receivables pursuant to Art. 405 of the CRR (Regulation (EU) No 575/2013 of the European Parliament and of the Council of 26 June 2013) by retaining the regulatory first loss tranche which is represented by the Subordinated Loan of at least 1% and by retaining the regulatory second loss tranche which is represented by the Class B Notes of at least 4%.

Outstanding Principal Balance of Purchased Receivables as of the Offer Date:	599.999.999,80 €
Outstanding Principal Balance of Purchased Receivables as of the beginning of the Monthly Period:	260.865.375,79 €
Outstanding Principal Balance of Purchased Receivables as of the end of the Monthly Period:	249.235.584,78 €
Outstanding Principal Balance of the Subordinated Loan as of the Offer Date:	6.000.000,00 €
Outstanding Principal Balance of the Subordinated Loan as of the beginning of the Monthly Period:	5.461.327,57 €
Outstanding Principal Balance of the Subordinated Loan as of the end of the Monthly Period:	5.217.307,88 €
Outstanding Balance of the Class B Notes as of the Offer Date:	43.500.000,00 €
Outstanding Balance of the Class B Notes as of the beginning of the Monthly Period:	43.500.000,00 €
Outstanding Balance of the Class B Notes as of the end of the Monthly Period:	43.500.000,00 €
Net Economic Interest Ratio as of Offer Date:	8,25%
Net Economic Interest Ratio as of the beginning of the Monthly Period:	18,77%
Net Economic Interest Ratio as of the end of the Monthly Period:	19,55%

**SC Germany Auto 2016-1
Monthly Investor Report**

23. Counterparties



Reporting Date	09.05.2018				
Payment Date	14.05.2018				
Period No	24				
Monthly Period	Mai 2018				
Interest Period	from	13.04.2018	to	14.05.2018	= 31 days
Collection Period	from	01.04.2018	to	30.04.2018	

Join Lead Managers:

eMail: shaun.baddeley@santanderpcb.com
Phone: +44 20 7756 4309

eMail: anne-clairelerin@hsbc.com
Phone: +44 20 7991 5727

eMail: rainer.bohn@lbbw.de
Phone: +49 711 12749651

Paying Agent:

eMail: mbs.erg.london@usbank.com
Phone: +44(20)733-02000

Transaction Account:

eMail: mbs.erg.london@usbank.com
Phone: +44(20)733-02000

Transaction Security Trustee:

directors-uk@intertrustgroup.com
Phone: +44 207 398 6300

Data Trustee:

eMail: frankfurt@intertrustgroup.com
Phone: +49 69 643 50 8900

Rating Agencies:

Banco Santander S.A.
Santander Global Banking and Markets
2 Triton Square
Regent's Place
London NW1 3AN
United Kingdom

HSBC
8 Canada Square
London E14 5HQ
United Kingdom

LBBW
Am Hauptbahnhof 2
70173 Stuttgart
Germany

Elavon Financial Services Limited
5th Floor, 125 Old Broad Street
London EC2N 1Ar
United Kingdom

Elavon Financial Services Limited
5th Floor, 125 Old Broad Street
London EC2N 1Ar
United Kingdom

Intertrust Trustees Limited
35 Great St. Helen's
London EC3A 6AP
United Kingdom

Intertrust (Deutschland) GmbH
Grüneburgweg 58-62
60322 Frankfurt am Main
Germany

Moody's Deutschland GmbH
Strutred Finance Monitoring
An der Welle 5
60322 Frankfurt am Main
Germany

Fitch Ratings Limited
Strutred Finance Monitoring
30 North Colonnade, Canary Wharf
London E14 5GN
United Kingdom

Standard & Poor's Ratings Services
Structured Finance
20 Canada Square
E14 5LH London
United Kingdom

Moody's			Fitch			S & P			Counterparty status
Long Term (CRA)	Short Term (CRA)	Outlook	Long Term	Short Term	Outlook	Long Term	Short Term	Outlook	
A3(cr)	P-2(cr)	STABLE	A-	F2	STABLE	A	A-1	STABLE	performing
Aa2(cr) *	P-1(cr)	-	AA-	F1+	STABLE	AA-	A-1+	STABLE	performing
Aa3(cr)	P-1(cr)	STABLE	A-	F1	STABLE	-	-	-	performing
-	P-1	-	AA-	F1+	STABLE	AA-	A-1+	STABLE	performing
-	P-1	-	AA-	F1+	STABLE	AA-	A-1+	STABLE	performing
-	-	-	-	-	-	-	-	-	performing
-	-	-	-	-	-	-	-	-	performing

Ratings as of 30.04.2018, data source: Bloomberg

**SC Germany Auto 2016-1
Monthly Investor Report**

24. Issuer Information



Reporting Date		09.05.2018				
Payment Date		14.05.2018				
Period No		24				
Monthly Period		Mai 2018				
Interest Period	from	13.04.2018	to	14.05.2018	=	31 days
Collection Period	from	01.04.2018	to	30.04.2018		

Deal Name:

SC Germany Auto 2016-1

Issuer:

SC Germany Auto 2016-1 UG (haftungsbeschränkt)
The Managing Directors
Steinweg 3-5
60313 Frankfurt am Main
Germany
eMail fradirectors@wilmingtontrust.com
fax +49 (0) 69 2992 5387

Seller of the Receivables:

Santander Consumer Bank AG

Servicer Name:

Santander Consumer Bank AG

Reporting Entity:

Santander Consumer Bank AG
Capital Markets
Santander-Platz 1
41061 Mönchengladbach
Germany
eMail abs_ger@santander.de
fax +49 (0) 2161 690 7077

SPV-Administrator:

Wilmington Trust SP Services (Frankfurt) GmbH
Steinweg 3-5
60313 Frankfurt am Main
Germany
eMail fradirectors@wilmingtontrust.com
fax +49 (0) 69 2992 5387

**SC Germany Auto 2016-1
Monthly Investor Report**

25. Santander Consumer Bank



Reporting Date	09.05.2018	
Payment Date	14.05.2018	
Period No	24	
Monthly Period	Mai 2018	
Interest Period	from 13.04.2018	to 14.05.2018 = 31 days
Collection Period	from 01.04.2018	to 30.04.2018

Contact Details

Capital Markets

Peter René Müller +49-2161-690-7337
 Ralf Schüring +49-2161-690-5464
 Bastian Menges +49-2161-690-7085
 Stefan Zilligen +49-2161-690-6069
 Tobias Daners +49-2161-690-7410
 Ronja Dahmen +49-2161-690-9453
 Team ABS

peterrene.mueller@santander.de
ralf.schuering@santander.de
bastian.menges@santander.de
stefan.zilligen@santander.de
tobias.daners@santander.de
ronja.dahmen@santander.de
abs_ger@santander.de

Ratings Santander

Moody's			Fitch			S & P			
Long Term (CRA)	Short Term (CRA)	Outlook	Long Term	Short Term	Outlook	Long Term	Short Term	Outlook	
Banco Santander S.A.	A3(cr)	P-2(cr)	STABLE	A-	F2	STABLE	A	A-1	STABLE
Santander Consumer Finance S.A.	A3(cr)	P-2(cr)	STABLE	A-	F2	STABLE	A-	A-2	STABLE
Santander Consumer Bank AG	-	-	-	A-	F2	STABLE	A-	A-2	STABLE

Ratings as of 30.04.2018, data source: Bloomberg

**SC Germany Auto 2016-1
Monthly Investor Report**

26. Glossary



Reporting Date		09.05.2018				
Payment Date		14.05.2018				
Period No		24				
Monthly Period		Mai 2018				
Interest Period	from	13.04.2018	to	14.05.2018	=	31 days
Collection Period	from	01.04.2018	to	30.04.2018		

Aggregate Outstanding Principal Amount:	Shall mean in respect of all Purchased Receivables at any time, the aggregate of the Outstanding Principal Amounts of all Purchased Receivables which, as of such time, are not defaulted receivables.
Balloon Loan:	A loan where the final payment due is higher than any of the previous loan instalments payable by the relevant debtor.
Balloon Payment:	The final payment of a balloon loan.
Defaulted Contracts/Defaults:	Shall mean as of any date, any purchased receivable which has been declared due and payable in full in accordance to the Credit and Collection Policy which in principal is between 120 and 180 calendar days after the due date.
Delinquent Receivable:	Shall mean as of any date, any purchased receivable which is more than 30 days overdue and not a defaulted contract.
Downpayment:	The initial upfront portion of the total net amount due at the time of finalizing the contract.
Excess Spread:	Excess Spread equals WA Portfolio Yield minus Fixed Swap Rate minus WA Notes Margin
Gap Insurance:	Insurance which covers the risk that loss is incurred if the relevant Financed Vehicle has to be completely written off (total damage) due to fire, accident (irrespective of whether such accident was caused by the Debtor or a third party), flooding or theft
Legal Maturity:	Final Payment date on which each Class A Note will be redeemed in full.
Expected Maturity:	Maturity date of the notes under the assumption of (a) a 14% constant prepayment rate, (b) an exercised Clean-Up Call at 10% and (c) a 2,7% Gross Loss Assumption.
Leisure:	Is composed of motorised and not motorised caravans and campers.
Payment Protection Insurance:	Insurance, composed of life insurance and/or accident insurance and/or temporary disability insurance and/or unemployment insurance, which covers the risk that a Debtor in its capacity as insured person is unable to pay the Loan Instalments owed by such Debtor life insurance
Recoveries:	Any amount received on defaulted contracts
Repair Cost Insurance:	Insurance which covers repair costs for the repair of certain important components of the Financed Vehicle
Set-Off Reserves (X/Y):	Protection against set-off risks due to (X) capitalized service fees (e.g. Payment Protection Insurance, Gap Insurance, Repair Cost Insurance) and (Y) deposits
Used Vehicle	Shall mean any Financed Vehicle the date of purchase of which by the relevant debtor was later than 12 months after the date of first registration of such Financed Vehicle