

# SC Germany Auto 2016-1 Monthly Investor Report



DEUTSCHER  
VERBRIEFUNGSSTANDARD



 Santander

## SC Germany Auto 2016-1 Monthly Investor Report

### Cover Sheet Monthly Investor Report



Reporting Date	09.05.2019				
Payment Date	13.05.2019				
Period No	36				
Monthly Period	Mai 2019				
Interest Period	from 15.04.2019	to 13.05.2019	=	28 days	
Collection Period	from 01.04.2019	to 30.04.2019			

### Index

### Page

1. Portfolio Information	<a href="#">1</a>
2. Reserve Accounts	<a href="#">2</a>
3. Delinquency Data	<a href="#">3</a>
4. Default Data	<a href="#">4</a>
4.1 Default Data per Quarter	<a href="#">5</a>
5. Outstanding Notes	<a href="#">6</a>
6. Original Principal Balance	<a href="#">7</a>
6.1 Original PB (Graph)	<a href="#">8</a>
7. Current Principal Balance	<a href="#">9</a>
7.1 Current PB (Graph)	<a href="#">10</a>
8. Borrower Concentration	<a href="#">11</a>
9. Geographical Distribution	<a href="#">12</a>
9.1 Geographical (Graph)	<a href="#">13</a>
10. Object/Vehicle Type	<a href="#">14</a>
11. Insurances	<a href="#">15</a>
12. Contract Type	<a href="#">16</a>
13. Payment Methods	<a href="#">17</a>
14. Downpayment	<a href="#">18</a>
15. Effective Interest Rate	<a href="#">19</a>
15.1. Effective Interest Rate (Graph)	<a href="#">20</a>
16. Seasoning	<a href="#">21</a>
16.1 Seasoning (Graph)	<a href="#">22</a>
17. Remaining Term	<a href="#">23</a>
17.1 Remaining Term (Graph)	<a href="#">24</a>
18. Original Term	<a href="#">25</a>
18.1 Original Term (Graph)	<a href="#">26</a>
19. Manufacturer Brands	<a href="#">27</a>
20. Priority of Payments + Transaction Costs	<a href="#">28</a>
21.1 Swap Counterparty 1 Data	<a href="#">29</a>
21.2 Swap Counterparty 2 Data	<a href="#">30</a>
22. Retention	<a href="#">31</a>
23. Counterparties	<a href="#">32</a>
24. Issuer Information	<a href="#">33</a>
25. Santander Consumer Bank	<a href="#">34</a>
26. Glossary	<a href="#">35</a>

**SC Germany Auto 2016-1  
Monthly Investor Report**

**1. Portfolio Information**



Reporting Date	09.05.2019				
Payment Date	13.05.2019				
Period No	36				
Monthly Period	Mai 2019				
Interest Period from	15.04.2019	to	13.05.2019	=	28 days
Collection Period from	01.04.2019	to	30.04.2019		

Outstanding Receivables	No. of Contracts	current period		previous period	
			Aggregate Outstanding Principal Amount		Aggregate Outstanding Principal Amount
<b>Beginning of Period</b>	<b>22.097</b>	€	<b>137.512.274,44</b>	€	<b>146.290.912,23</b>
Scheduled Principal Payments		€	5.342.692,37		
Prepayment Principal		€	3.154.924,87		
Others		€	79.812,08		
<b>Total Principal Collections</b>		€	<b>8.577.429,32</b>	€	<b>8.739.615,64</b>
<b>Total Interest Collections</b>		€	<b>525.014,35</b>	€	<b>547.642,48</b>
<b>Defaults</b>		€	<b>7.542,76</b>	€	<b>39.022,15</b>
<b>End of Period</b>	<b>21.193</b>	€	<b>128.927.302,36</b>	€	<b>137.512.274,44</b>
Current Prepayment Rate (annualised)			24,3%		

**SC Germany Auto 2016-1  
Monthly Investor Report**

**2. Reserve Accounts**



Reporting Date	09.05.2019			
Payment Date	13.05.2019			
Period No	36			
Monthly Period	Mai 2019			
Interest Period	from	15.04.2019	to	13.05.2019 = 28 days
Collection Period	from	01.04.2019	to	30.04.2019

**Note Balance**

Beginning of Period	€	137.512.327,50
End of Period	€	128.927.313,30

**Reserve Accounts**

Reserve Account	in %		Trigger Event y/n
Beginning of Period	2,13%	€ 2.925.818,96	
Cash Outflow		€ 175.572,41	
Cash Inflow		€ -	
End of Period	2,13%	€ 2.750.246,55	
Required Reserve Fund	2,13%	€ 2.750.246,55	
<b>(thereof) Liquidity Reserve Account</b>			
Beginning of Period	2,13%	€ 2.925.818,96	
Cash Outflow		€ 175.572,41	
Cash Inflow		€ -	
End of Period	2,13%	€ 2.750.246,55	
Required Liquidity Reserve Fund		€ 2.750.246,55	
<b>Commingling Reserve</b>			
Beginning of Period	11,10%	€ 15.269.139,07	yes
Cash Outflow		€ 948.616,90	
Cash Inflow		€ -	
End of Period	11,11%	€ 14.320.522,17	
Required Commingling Reserve Fund		€ 14.320.522,17	
<b>Set-Off Reserve (X)</b>			
Beginning of Period	3,21%	€ 4.415.831,77	
Cash Outflow		€ 320.545,76	
Cash Inflow		€ -	
End of Period	3,18%	€ 4.095.286,01	
Required Set-Off Reserve (X) Fund		€ 4.095.286,01	
<b>Set-Off Reserve (Y)</b>			
Beginning of Period	0,22%	€ 295.817,82	yes
Cash Outflow		€ 13.684,15	
Cash Inflow		€ -	
End of Period	0,22%	€ 282.133,67	
Required Set-Off Reserve (Y) Fund		€ 282.133,67	
Current Set-Off (Y) Amount		€ 282.133,67	
Set-Off Amount (per Loan)		€ 13,31	
Set-Off Amount (in % of Outstanding Balance)			0,22%

## SC Germany Auto 2016-1 Monthly Investor Report

### 3. Delinquency Data



#### Note Balance

Beginning of Period	€	137.512.327,50
End of Period	€	128.927.313,30

#### Delinquency Data and Ratios

	3-MRA* / current ratio	Amount at risk		Overdue amount	Number of Loans	
<b>3-MRA* 1- 30 days past due</b>	<b>0,26%</b>					
1- 30 days past due period before previous period		€	408.057,80	€	123.461,36	55
1- 30 days past due previous period		€	376.233,71	€	53.613,75	46
1- 30 days past due current period	0,22%	€	301.789,53	€	57.190,04	38
<b>3-MRA* 31- 60 days past due</b>	<b>0,23%</b>					
31- 60 days past due period before previous period		€	308.662,88	€	42.264,80	44
31- 60 days past due previous period		€	292.725,60	€	50.584,99	37
31- 60 days past due current period	0,24%	€	336.150,04	€	21.698,00	33
<b>3-MRA* 61-90 days past due</b>	<b>0,09%</b>					
61- 90 days past due period before previous period		€	171.407,11	€	13.902,48	21
61- 90 days past due previous period		€	98.468,18	€	9.748,52	18
61- 90 days past due current period	0,08%	€	112.972,83	€	34.079,43	17
<b>3-MRA* 91-120 days past due</b>	<b>0,07%</b>					
91- 120 days past due period before previous period		€	135.416,48	€	12.700,56	14
91- 120 days past due previous period		€	112.871,62	€	8.993,97	10
91- 120 days past due current period	0,04%	€	53.864,92	€	6.785,96	9
<b>3-MRA* 121-150 days past due</b>	<b>0,05%</b>					
121- 150 days past due period before previous period		€	66.165,99	€	8.240,10	7
121- 150 days past due previous period		€	74.114,62	€	9.053,06	9
121- 150 days past due current period	0,03%	€	46.247,35	€	3.779,56	4
<b>3-MRA* 151-180 days past due</b>	<b>0,05%</b>					
151- 180 days past due period before previous period		€	64.778,82	€	10.496,05	10
151- 180 days past due previous period		€	47.495,54	€	6.574,66	5
151- 180 days past due current period	0,06%	€	79.085,43	€	11.472,38	10

\* 3-MRA stands for three months rolling average

Reporting Date	09.05.2019				
Payment Date	13.05.2019				
Period No	36				
Monthly Period	Mai 2019				
Interest Period	from	15.04.2019	to	13.05.2019	= 28 days
Collection Period	from	01.04.2019	to	30.04.2019	

## SC Germany Auto 2016-1 Monthly Investor Report

### 4. Default Data



Reporting Date	09.05.2019				
Payment Date	13.05.2019				
Period No	36				
Monthly Period	Mai 2019				
Interest Period	from	15.04.2019	to	13.05.2019	= 28 days
Collection Period	from	01.04.2019	to	30.04.2019	

### Note Balance

Beginning of Period	137.512.327,50 €
End of Period	128.927.313,30 €

### Default Data and Ratios

	Amount	Number of Loans
<b>Current Default</b>		
Current Period Gross Default	7.542,76 €	
Current Period Recoveries	10.632,72 €	
Current Period Net Default	- 3.089,96 €	
New Number of Defaulted Contracts		2
<b>Cumulative Default</b>		
Cumulative Gross Default	1.442.925,07 €	
Cumulative Recoveries	233.162,67 €	
Cumulative Net Default	1.209.762,40 €	
Total Number of Defaulted Contracts		233
	<b>3-MRA* / current ratio</b>	<b>Ratio</b>
<b>3-MRA* Annualised Net Default Ratio (New Default)</b>		
Annualised Loss Ratio period before previous period	0,17%	0,37%
Annualised Loss Ratio previous period		0,18%
Annualised Loss Ratio current period	-0,03%	-0,03%
<b>Principal Deficiency</b>		
Principal Deficiency period before previous period	- €	<b>Trigger Event y/n</b> no
Principal Deficiency previous period	- €	
Principal Deficiency current period	- €	
<b>PDL Trigger</b>	7.500.000,00 €	
<b>Repurchased Assets</b>		
Current Repurchased Asset Amount through breach of warranty or voluntary buyback	- €	
Cumulative Repurchased Asset Amount through breach of warranty or voluntary buyback	- €	

\* 3-MRA stands for three months rolling average

SC Germany Auto 2016-1  
 Monthly Investor Report  
 4.1 Default Data per Quarter

Reporting Date	09.05.2019				
Payment Date	13.05.2019				
Period No	36				
Monthly Period	Mai 2019				
Interest Period	from	15.04.2019	to	13.05.2019	= 28 days
Collection Period	from	01.04.2019	to	30.04.2019	



Quarter of Default	Periods	New Defaults	Recoveries	Recoveries in Quarter													
				Q2 2016	Q3 2016	Q4 2016	Q1 2017	Q2 2017	Q3 2017	Q4 2017	Q1 2018	Q2 2018	Q3 2018	Q4 2018	Q1 2019	Q2 2019	
Q2 2016	1-2	0,00	0,00	0,00	0,00	0,00	0,00	0,00	0,00	0,00	0,00	0,00	0,00	0,00	0,00	0,00	0,00
Q3 2016	3-5	69.238,42	10.528,44	0,00	270,00	739,00	680,00	595,00	1.643,98	420,00	710,00	1.660,00	1.136,63	760,00	1.375,33	538,50	
Q4 2016	6-8	78.829,99	7.950,41	0,00	0,00	150,00	712,22	936,66	1.848,25	560,00	683,28	615,00	450,00	800,00	840,00	355,00	
Q1 2017	9-11	127.211,89	22.774,69	0,00	0,00	0,00	1.002,94	1.400,87	5.104,97	2.969,13	1.820,00	1.825,00	5.256,41	1.745,97	1.450,00	200,00	
Q2 2017	12-14	194.983,21	75.172,79	0,00	0,00	0,00	0,00	110,00	735,00	2.470,00	12.859,96	48.267,20	2.899,80	2.535,60	4.655,23	640,00	
Q3 2017	15-17	200.786,64	12.462,76	0,00	0,00	0,00	0,00	0,00	5.080,00	2.066,30	1.729,28	1.064,33	859,76	1.338,00	225,00	100,00	
Q4 2017	18-20	185.416,45	36.719,57	0,00	0,00	0,00	0,00	0,00	7.175,96	6.256,46	9.938,93	2.948,73	4.707,10	4.976,66	715,73		
Q1 2018	21-23	170.691,87	31.344,13	0,00	0,00	0,00	0,00	0,00	0,00	1.923,95	10.522,12	10.439,65	5.223,77	2.592,23	642,41		
Q2 2018	24-26	62.409,12	13.326,04	0,00	0,00	0,00	0,00	0,00	0,00	0,00	390,00	4.723,00	3.559,87	4.603,17	140,00		
Q3 2018	27-29	159.095,09	12.058,13	0,00	0,00	0,00	0,00	0,00	0,00	0,00	0,00	0,00	976,00	2.697,36	7.573,85	810,92	
Q4 2018	30-32	87.672,96	3.667,43	0,00	0,00	0,00	0,00	0,00	0,00	0,00	0,00	0,00	0,00	1.475,02	1.498,67	693,84	
Q1 2019	33-35	149.046,67	7.156,28	0,00	0,00	0,00	0,00	0,00	0,00	0,00	0,00	0,00	0,00	0,00	1.361,96	5.796,32	
Q2 2019	36-36	7.542,76	0,00	0,00	0,00	0,00	0,00	0,00	0,00	0,00	0,00	0,00	0,00	0,00	0,00	0,00	
<b>Total</b>		<b>1.442.925,07</b>	<b>233.162,67</b>	<b>0,00</b>	<b>270,00</b>	<b>889,00</b>	<b>2.394,56</b>	<b>3.042,53</b>	<b>14.412,20</b>	<b>15.661,39</b>	<b>25.982,93</b>	<b>74.192,59</b>	<b>29.689,98</b>	<b>24.842,78</b>	<b>31.152,00</b>	<b>10.632,72</b>	

**SC Germany Auto 2016-1  
Monthly Investor Report**

**5. Outstanding Notes**



Reporting Date	09.05.2019				
Payment Date	13.05.2019				
Period No	36				
Monthly Period	Mai 2019				
Interest Period	from	15.04.2019	to	13.05.2019	= 28 days
Collection Period	from	01.04.2019	to	30.04.2019	

1. Note Balance	All notes	Class A	Class B	
<b>General Note Information</b>				
ISIN Code		XS1405757714	XS1405762045	
Currency		EUR	EUR	
Initial Tranching	in %	92,75%	7,25%	
Legal Maturity		Dec 2025	Dec 2025	
Expected Maturity		Jun 2020	Jun 2020	
Original Rating (Fitch / Moody's / S&P)		AAAsf/Aaa(sf)/AAA (sf)	NR/NR/NR	
Current Rating (Fitch / Moody's / S&P)*		AAAsf/Aaa(sf)/AAA (sf)	NR/NR/NR	
Initial Notes Aggregate Principal Outstanding Balance	600.000.000,00 €	556.500.000,00 €	43.500.000,00 €	
Initial Nominal per Note		100.000,00 €	100.000,00 €	
Initial Number of Notes per Class		5.565	435	
<b>Current Note Information</b>				
Class Principal Outstanding Balance Beginning of Period	137.512.327,50 €	94.012.327,50 €	43.500.000,00 €	
Available Distribution Amount	12.041.546,79 €			
Amortisation	8.585.014,20 €			
Redemption per Class	8.585.014,20 €	8.585.014,20 €	0,00 €	
Redemption per Note		1.542,68 €	0,00 €	
Class Principal Outstanding Balance End of Period	128.927.313,30 €	85.427.313,30 €	43.500.000,00 €	
Current Tranching		66,3%	33,7%	
Current Pool Factor		0,15	1,00	
<b>2. Payments to Investors per Note</b>				
Interest Rate Basis: 1-M Euribor / Spread / Fixed Rate	-0,367%	+32 bps	0,88%	
DayCount Convention		act/360	act/360	
Interest Days	28			
Principal Outstanding per Note Beginning of Period		16.893,50 €	100.000,00 €	
> Principal Repayment per Note		<b>1.542,68 €</b>	<b>0,00 €</b>	
Principal Outstanding per Note End of Period		15.350,82 €	100.000,00 €	
> Interest accrued for the period		<b>0,00 €</b>	<b>29.771,40 €</b>	
Interest Payment		<b>0,00 €</b>	<b>29.771,40 €</b>	
Interest Payment per Note		<b>0,00 €</b>	<b>68,44 €</b>	
<b>3. Credit Enhancements</b>				
Initial total CE (Subordination, Reserve)		8,25%	1,00%	
Current CE (incl. Excess Spread)		39,50%	5,76%	
Current CE (excl. Excess Spread)		35,87%	2,13%	
<b>4. Placement Disclosure</b>				
Pre-placed privately with investors which are not in the OG		- €	- €	At Closing
Retained by a member of the OG		- €	43.500.000 €	At Closing
Publicly offered to investors which are not in the OG		556.500.000 €	- €	At Closing
Privately-placed with investors which are not in the OG		- €	- €	Current Period
Retained by a member of the OG		- €	43.500.000 €	Current Period
Publicly-placed with investors which are not in the OG		85.427.313 €	- €	Current Period
Initially retained by a member of the OG, but subsequently placed with investors		- €	- €	Current Period

OG stands for Originator Group  
\* Last rating action as of 31.05.2016



**SC Germany Auto 2016-1  
Monthly Investor Report**

**6. Original Principal Balance**



Reporting Date	09.05.2019	
Payment Date	13.05.2019	
Period No	36	
Monthly Period	Mai 2019	
Interest Period	from 15.04.2019	to 13.05.2019 = 28 days
Collection Period	from 01.04.2019	to 30.04.2019

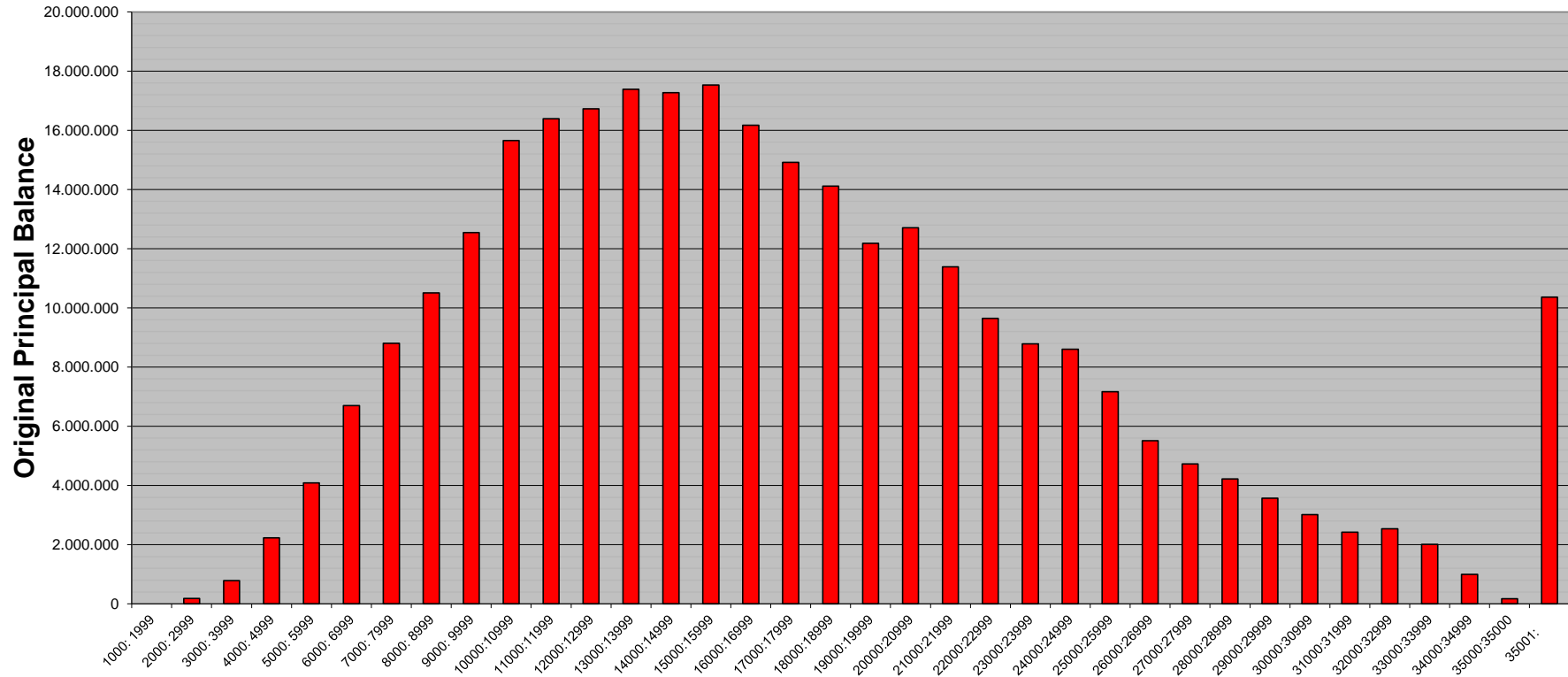
Original Principal Balance (Ranges in EUR)	Original Principal Balance in EUR	Percentage of Total Balance	Number of Loans	Percentage of Total Loans
1000:1999	6.619,65	0,00%	4	0,02%
2000:2999	186.357,25	0,06%	72	0,34%
3000:3999	783.051,99	0,26%	219	1,03%
4000:4999	2.230.689,20	0,74%	490	2,31%
5000:5999	4.085.191,91	1,35%	740	3,49%
6000:6999	6.698.720,67	2,22%	1.027	4,85%
7000:7999	8.806.058,46	2,92%	1.173	5,53%
8000:8999	10.505.184,17	3,48%	1.233	5,82%
9000:9999	12.543.932,98	4,15%	1.318	6,22%
10000:10999	15.655.787,08	5,18%	1.491	7,04%
11000:11999	16.388.750,65	5,43%	1.424	6,72%
12000:12999	16.726.854,78	5,54%	1.337	6,31%
13000:13999	17.383.180,60	5,76%	1.288	6,08%
14000:14999	17.269.747,63	5,72%	1.190	5,62%
15000:15999	17.528.223,67	5,80%	1.131	5,34%
16000:16999	16.175.148,58	5,36%	981	4,63%
17000:17999	14.914.736,72	4,94%	853	4,02%
18000:18999	14.111.156,92	4,67%	763	3,60%
19000:19999	12.182.658,66	4,03%	625	2,95%
20000:20999	12.711.214,02	4,21%	621	2,93%
21000:21999	11.387.231,03	3,77%	530	2,50%
22000:22999	9.644.854,43	3,19%	429	2,02%
23000:23999	8.787.498,76	2,91%	374	1,76%
24000:24999	8.606.444,82	2,85%	352	1,66%
25000:25999	7.165.740,37	2,37%	281	1,33%
26000:26999	5.510.213,66	1,82%	208	0,98%
27000:27999	4.724.864,04	1,56%	172	0,81%
28000:28999	4.220.202,90	1,40%	148	0,70%
29000:29999	3.572.330,07	1,18%	121	0,57%
30000:30999	3.016.332,59	1,00%	99	0,47%
31000:31999	2.423.678,61	0,80%	77	0,36%
32000:32999	2.538.399,90	0,84%	78	0,37%
33000:33999	2.008.840,66	0,67%	60	0,28%
34000:34999	1.002.510,57	0,33%	29	0,14%
35000:35000	175.000,00	0,06%	5	0,02%
35001:	10.362.407,83	3,43%	250	1,18%
<b>Total</b>	<b>302.039.815,83</b>	<b>100,00%</b>	<b>21.193</b>	<b>100,00%</b>

Statistics	in EUR
Average Amount	14.251,87

**SC Germany Auto 2016-1  
Monthly Investor Report**

**6.1 Original PB (Graph)**

Reporting Date	09.05.2019				
Payment Date	13.05.2019				
Period No	36				
Monthly Period	Mai 2019				
Interest Period	from	15.04.2019	to	13.05.2019	= 28 days
Collection Period	from	01.04.2019	to	30.04.2019	



**SC Germany Auto 2016-1  
Monthly Investor Report**

**7. Current Principal Balance**



Reporting Date	09.05.2019	
Payment Date	13.05.2019	
Period No	36	
Monthly Period	Mai 2019	
Interest Period	from 15.04.2019	to 13.05.2019 = 28 days
Collection Period	from 01.04.2019	to 30.04.2019

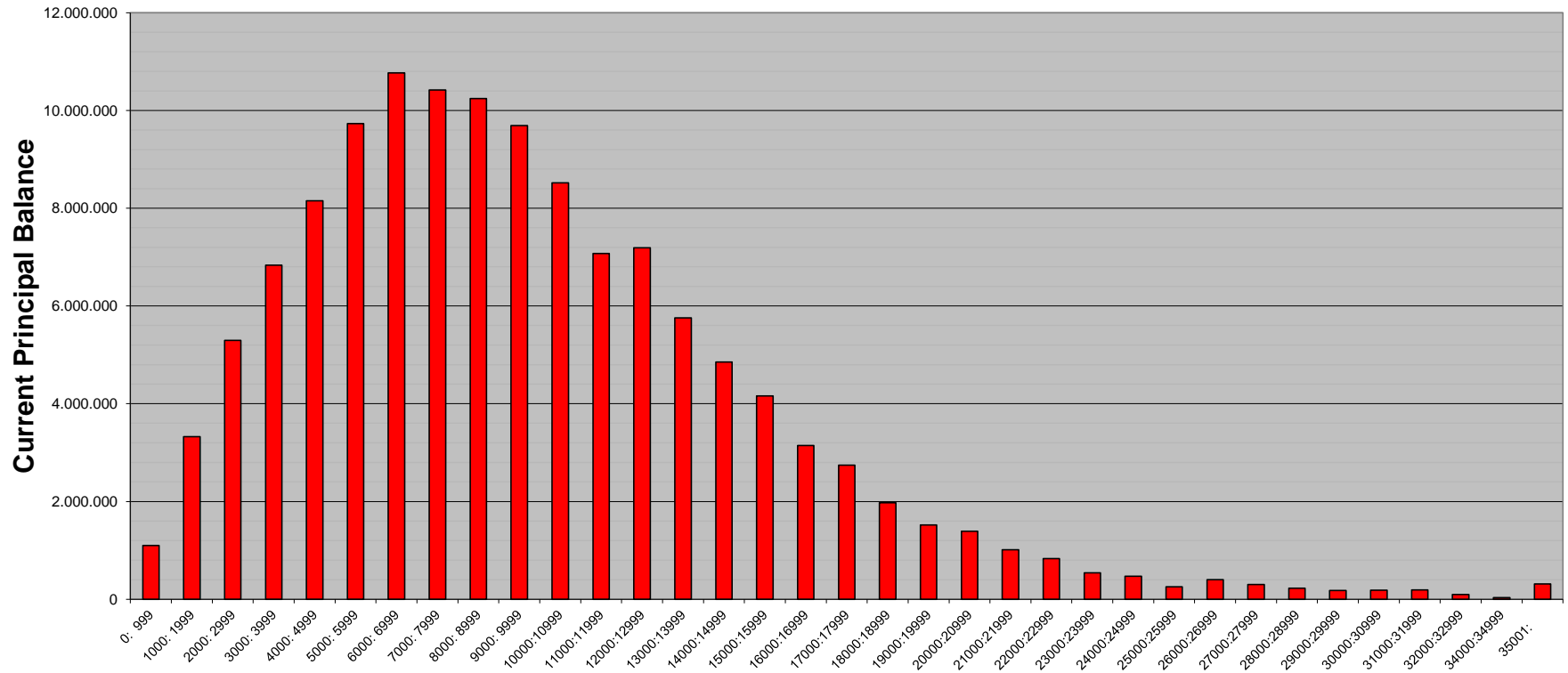
Current Principal Balance (Ranges in EUR)	Current Principal Balance in EUR	Percentage of Total Balance	Number of Loans	Percentage of Total Loans
0: 999	1.102.521,03	0,86%	2.189	10,33%
1000: 1999	3.326.674,43	2,58%	2.227	10,51%
2000: 2999	5.294.267,40	4,11%	2.121	10,01%
3000: 3999	6.836.172,80	5,30%	1.955	9,22%
4000: 4999	8.153.438,33	6,32%	1.816	8,57%
5000: 5999	9.730.582,88	7,55%	1.770	8,35%
6000: 6999	10.768.976,69	8,35%	1.659	7,83%
7000: 7999	10.418.215,88	8,08%	1.390	6,56%
8000: 8999	10.245.469,24	7,95%	1.207	5,70%
9000: 9999	9.692.956,59	7,52%	1.022	4,82%
10000:10999	8.521.013,15	6,61%	814	3,84%
11000:11999	7.074.802,34	5,49%	617	2,91%
12000:12999	7.192.379,46	5,58%	576	2,72%
13000:13999	5.755.445,60	4,46%	426	2,01%
14000:14999	4.853.581,65	3,76%	335	1,58%
15000:15999	4.158.437,13	3,23%	269	1,27%
16000:16999	3.144.281,31	2,44%	191	0,90%
17000:17999	2.745.554,25	2,13%	157	0,74%
18000:18999	1.975.225,12	1,53%	107	0,50%
19000:19999	1.517.886,94	1,18%	78	0,37%
20000:20999	1.392.954,28	1,08%	68	0,32%
21000:21999	1.009.845,35	0,78%	47	0,22%
22000:22999	829.946,20	0,64%	37	0,17%
23000:23999	539.916,57	0,42%	23	0,11%
24000:24999	467.482,38	0,36%	19	0,09%
25000:25999	255.541,78	0,20%	10	0,05%
26000:26999	398.977,84	0,31%	15	0,07%
27000:27999	303.083,75	0,24%	11	0,05%
28000:28999	227.345,61	0,18%	8	0,04%
29000:29999	176.985,49	0,14%	6	0,03%
30000:30999	182.288,08	0,14%	6	0,03%
31000:31999	189.730,27	0,15%	6	0,03%
32000:32999	98.224,12	0,08%	3	0,01%
34000:34999	34.242,99	0,03%	1	0,00%
35001:	312.855,43	0,24%	7	0,03%
<b>Total</b>	<b>128.927.302,36</b>	<b>100,00%</b>	<b>21.193</b>	<b>100,00%</b>

Statistics	in EUR
Average Amount	6.083,49

**SC Germany Auto 2016-1  
Monthly Investor Report**

**7.1 Current PB (Graph)**

Reporting Date	09.05.2019				
Payment Date	13.05.2019				
Period No	36				
Monthly Period	Mai 2019				
Interest Period	from	15.04.2019	to	13.05.2019	= 28 days
Collection Period	from	01.04.2019	to	30.04.2019	



**SC Germany Auto 2016-1  
Monthly Investor Report**

**8. Borrower Concentration**



Reporting Date			09.05.2019		
Payment Date			13.05.2019		
Period No			36		
Monthly Period			Mai 2019		
Interest Period	from	15.04.2019	to	13.05.2019	= 28 days
Collection Period	from	01.04.2019	to	30.04.2019	

No	Current Principal Balance in EUR	Percentage of Balance	Number of Loans
1	71.492,95	0,0555%	1
2	46.394,20	0,0360%	1
3	43.037,54	0,0334%	1
4	41.776,06	0,0324%	1
5	38.479,00	0,0298%	1
6	36.151,03	0,0280%	1
7	35.524,65	0,0276%	1
8	34.242,99	0,0266%	1
9	32.930,82	0,0255%	1
10	32.816,29	0,0255%	1
11	32.477,01	0,0252%	1
12	31.898,73	0,0247%	1
13	31.874,92	0,0247%	1
14	31.817,49	0,0247%	1
15	31.767,49	0,0246%	1
16	31.220,57	0,0242%	1
17	31.151,07	0,0242%	1
18	30.918,81	0,0240%	1
19	30.754,20	0,0239%	1
20	30.471,23	0,0236%	1
21	30.112,38	0,0234%	1
22	30.017,70	0,0233%	1
23	30.013,76	0,0233%	1
24	29.845,50	0,0231%	1
25	29.741,32	0,0231%	1
	<b>876.927,71</b>	<b>0,6802%</b>	<b>25</b>

**SC Germany Auto 2016-1  
Monthly Investor Report**

**9. Geographical Distribution**



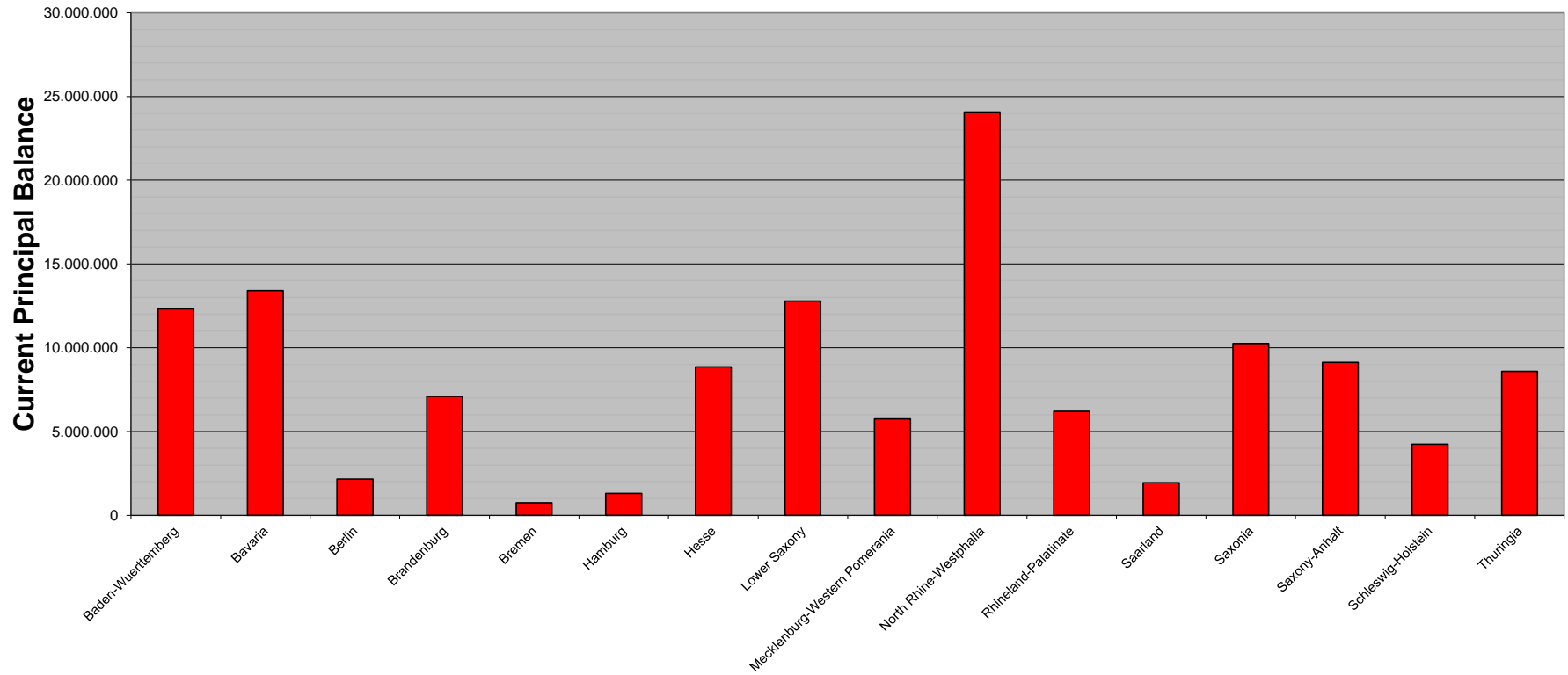
Reporting Date			09.05.2019		
Payment Date			13.05.2019		
Period No			36		
Monthly Period			Mai 2019		
Interest Period	from	15.04.2019	to	13.05.2019	= 28 days
Collection Period	from	01.04.2019	to	30.04.2019	

<i>State</i>	<i>Current Principal Balance in EUR</i>	<i>Percentage of Total Balance</i>	<i>Number of Loans</i>	<i>Percentage of Total Loans</i>
Baden-Wuerttemberg	12.319.913,38	9,56%	1.908	9,00%
Bavaria	13.409.661,24	10,40%	2.036	9,61%
Berlin	2.162.383,47	1,68%	388	1,83%
Brandenburg	7.102.421,58	5,51%	1.250	5,90%
Bremen	744.185,23	0,58%	123	0,58%
Hamburg	1.311.726,60	1,02%	214	1,01%
Hesse	8.866.370,11	6,88%	1.386	6,54%
Lower Saxony	12.795.608,71	9,92%	2.172	10,25%
Mecklenburg-Western	5.757.447,54	4,47%	1.077	5,08%
North Rhine-Westphali	24.076.456,64	18,67%	3.979	18,78%
Rhineland-Palatinate	6.213.114,69	4,82%	930	4,39%
Saarland	1.936.010,82	1,50%	294	1,39%
Saxonia	10.260.503,30	7,96%	1.702	8,03%
Saxony-Anhalt	9.130.717,34	7,08%	1.619	7,64%
Schleswig-Holstein	4.247.453,16	3,29%	791	3,73%
Thuringia	8.593.328,55	6,67%	1.324	6,25%
<b>Total</b>	<b>128.927.302,36</b>	<b>100,00%</b>	<b>21.193</b>	<b>100,00%</b>

**SC Germany Auto 2016-1  
Monthly Investor Report**

**9.1 Geographical Distribution (Graph)**

Reporting Date	09.05.2019				
Payment Date	13.05.2019				
Period No	36				
Monthly Period	Mai 2019				
Interest Period	from	15.04.2019	to	13.05.2019	= 28 days
Collection Period	from	01.04.2019	to	30.04.2019	



**SC Germany Auto 2016-1  
Monthly Investor Report**

**10. Object/Vehicle Type**



Reporting Date		09.05.2019			
Payment Date		13.05.2019			
Period No		36			
Monthly Period		Mai 2019			
Interest Period	from	15.04.2019	to	13.05.2019	= 28 days
Collection Period	from	01.04.2019	to	30.04.2019	

<i>Vehicle Type</i>	<i>Current Principal Balance in EUR</i>	<i>Percentage of Total Balance</i>	<i>Number of Loans</i>	<i>Percentage of Total Loans</i>
New Vehicle	58.550.085,42	45,41%	7.780	36,71%
Used Vehicle	70.377.216,94	54,59%	13.413	63,29%
<b>Total</b>	<b>128.927.302,36</b>	<b>100,00%</b>	<b>21.193</b>	<b>100,00%</b>

<i>Object Type</i>	<i>Current Principal Balance in EUR</i>	<i>Percentage of Total Balance</i>	<i>Number of Loans</i>	<i>Percentage of Total Loans</i>
Car	127.370.170,24	98,79%	20.668	97,52%
Motorbike	957.650,60	0,74%	418	1,97%
Leisure	599.481,52	0,46%	107	0,50%
<b>Total</b>	<b>128.927.302,36</b>	<b>100,00%</b>	<b>21.193</b>	<b>100,00%</b>



**SC Germany Auto 2016-1  
Monthly Investor Report**

**11. Insurances**



Reporting Date	09.05.2019	
Payment Date	13.05.2019	
Period No	36	
Monthly Period	Mai 2019	
Interest Period	from 15.04.2019	to 13.05.2019 = 28 days
Collection Period	from 01.04.2019	to 30.04.2019

<i>Payment Protection Insurance</i>	<i>Current Principal Balance in EUR</i>	<i>Percentage of Total Balance</i>	<i>Number of Loans</i>	<i>Percentage of Total Loans</i>
No	38.986.719,39	30,24%	6.289	29,67%
Yes	89.940.582,97	69,76%	14.904	70,33%
<b>Total</b>	<b>128.927.302,36</b>	<b>100,00%</b>	<b>21.193</b>	<b>100,00%</b>

<i>Gap Insurance (Santander Safe)</i>	<i>Current Principal Balance in EUR</i>	<i>Percentage of Total Balance</i>	<i>Number of Loans</i>	<i>Percentage of Total Loans</i>
No	89.214.436,62	69,20%	14.919	70,40%
Yes	39.712.865,74	30,80%	6.274	29,60%
<b>Total</b>	<b>128.927.302,36</b>	<b>100,00%</b>	<b>21.193</b>	<b>100,00%</b>

<i>Repair Cost Insurance (Santander AutoCare)</i>	<i>Current Principal Balance in EUR</i>	<i>Percentage of Total Balance</i>	<i>Number of Loans</i>	<i>Percentage of Total Loans</i>
No	117.864.761,33	91,42%	19.198	90,59%
Yes	11.062.541,03	8,58%	1.995	9,41%
<b>Total</b>	<b>128.927.302,36</b>	<b>100,00%</b>	<b>21.193</b>	<b>100,00%</b>

**SC Germany Auto 2016-1  
Monthly Investor Report**

**12. Type of Contract**



Reporting Date			09.05.2019		
Payment Date			13.05.2019		
Period No			36		
Monthly Period			Mai 2019		
Interest Period	from	15.04.2019	to	13.05.2019	= 28 days
Collection Period	from	01.04.2019	to	30.04.2019	

<i>Contracts w/Balloon Payments</i>	<i>Current Principal Balance in EUR</i>	<i>Percentage of Total Balance</i>	<i>Number of Loans</i>	<i>Percentage of Total Loans</i>
No	57.086.564,57	44,28%	13.691	64,60%
Yes	71.840.737,79	55,72%	7.502	35,40%
- of which balloon rates	55.906.796,45	43,36%		
- of which regular installments	15.933.941,34	12,36%		
<b>Total</b>	<b>128.927.302,36</b>	<b>100,00%</b>	<b>21.193</b>	<b>100,00%</b>

<i>Balloon Loans - Original Term in months</i>	<i>Balloon Rates in EUR</i>	<i>Balloon Rates in % of Total Balloon Rates</i>	<i>Number of Balloon Loans</i>	<i>Percentage of Total Balloon Loans</i>
26:38	37.731,53	0,07%	3	0,04%
39:51	15.738.673,58	28,15%	2.003	26,70%
52:64	40.129.391,34	71,78%	5.495	73,25%
65:72	1.000,00	0,00%	1	0,01%
<b>Total</b>	<b>55.906.796,45</b>	<b>100,00%</b>	<b>7.502</b>	<b>100,00%</b>

<i>Balloon Loans - Remaining Term in months</i>	<i>Balloon Rates in EUR</i>	<i>Balloon Rates in % of Total Balloon Rates</i>	<i>Number of Balloon Loans</i>	<i>Percentage of Total Balloon Loans</i>
0:12	27.709.147,21	49,56%	3.730	49,72%
13:25	28.197.649,24	50,44%	3.772	50,28%
<b>Total</b>	<b>55.906.796,45</b>	<b>100,00%</b>	<b>7.502</b>	<b>100,00%</b>

**SC Germany Auto 2016-1  
Monthly Investor Report**

**13. Payment Methods**



Reporting Date			09.05.2019			
Payment Date			13.05.2019			
Period No			36			
Monthly Period			Mai 2019			
Interest Period	from	15.04.2019	to	13.05.2019	=	28 days
Collection Period	from	01.04.2019	to	30.04.2019		

<i>Payment Method</i>	<i>Current Principal Balance in EUR</i>	<i>Percentage of Total Balance</i>	<i>Number of Loans</i>	<i>Percentage of Total Loans</i>
Direct Debit	126.881.989,19	98,41%	20.867	98,46%
Other	2.045.313,17	1,59%	326	1,54%
<b>Total</b>	<b>128.927.302,36</b>	<b>100,00%</b>	<b>21.193</b>	<b>100,00%</b>

<i>Cycle of Payment</i>	<i>Current Principal Balance in EUR</i>	<i>Percentage of Total Balance</i>	<i>Number of Loans</i>	<i>Percentage of Total Loans</i>
15th of month	60.149.921,51	46,65%	9.821	46,34%
1st of month	68.777.380,85	53,35%	11.372	53,66%
<b>Total</b>	<b>128.927.302,36</b>	<b>100,00%</b>	<b>21.193</b>	<b>100,00%</b>

**SC Germany Auto 2016-1  
Monthly Investor Report**

**14. Downpayment**



Reporting Date	09.05.2019	
Payment Date	13.05.2019	
Period No	36	
Monthly Period	Mai 2019	
Interest Period	from 15.04.2019	to 13.05.2019 = 28 days
Collection Period	from 01.04.2019	to 30.04.2019

<i>Downpayment (Ranges in EUR)</i>	<i>Original Principal Balance in EUR</i>	<i>Percentage of Total Balance</i>	<i>Number of Loans</i>	<i>Percentage of Total Loans</i>	<i>Downpayment / Purchase Price in %</i>
No Downpayment	41.526.850,45	32,21%	6.482	30,59%	0,00%
0: 999	4.702.491,36	3,65%	1.026	4,84%	4,92%
1000: 1999	10.984.621,32	8,52%	2.148	10,14%	10,28%
2000: 2999	13.331.151,34	10,34%	2.339	11,04%	15,23%
3000: 3999	11.092.522,28	8,60%	1.870	8,82%	19,99%
4000: 4999	8.775.325,64	6,81%	1.447	6,83%	24,30%
5000: 5999	10.189.528,60	7,90%	1.556	7,34%	27,02%
6000: 6999	6.072.876,23	4,71%	937	4,42%	30,63%
7000: 7999	4.637.553,44	3,60%	702	3,31%	33,59%
8000: 8999	3.816.514,50	2,96%	574	2,71%	36,22%
9000: 9999	2.031.854,39	1,58%	313	1,48%	40,28%
10000:10999	4.278.979,92	3,32%	648	3,06%	40,27%
11000:11999	1.355.679,50	1,05%	205	0,97%	43,61%
12000:12999	1.657.669,31	1,29%	255	1,20%	44,54%
13000:13999	779.060,26	0,60%	119	0,56%	47,80%
14000:14999	677.555,73	0,53%	108	0,51%	49,81%
15000:15000	710.885,60	0,55%	120	0,57%	49,25%
15001:	2.306.182,49	1,79%	344	1,62%	55,25%
<b>Total</b>	<b>128.927.302,36</b>	<b>100,00%</b>	<b>21.193</b>	<b>100,00%</b>	<b>20,12%</b>

<i>Downpayment and Purchase Price</i>	<i>All Contracts</i>	<i>Contracts with Downpayment</i>
Average downpayment	€ 3.348,62	€ 4.824,09
Average Purchase Price	€ 16.647,05	€ 17.880,01
Minimum Downpayment		€ 100,00
Maximum Downpayment		€ 50.000,00
<b>Downpayment in %</b>	<b>20,12%</b>	<b>26,98%</b>

**SC Germany Auto 2016-1  
Monthly Investor Report**

**15. Effective Interest Rate**



Reporting Date	09.05.2019	
Payment Date	13.05.2019	
Period No	36	
Monthly Period	Mai 2019	
Interest Period	from 15.04.2019	to 13.05.2019 = 28 days
Collection Period	from 01.04.2019	to 30.04.2019

Yield Range *	Current Principal Balance in EUR	Percentage of Total Balance	Number of Loans	Percentage of Total Loans
0: 0	115.180,02	0,09%	11	0,05%
1: 1	15.516.814,44	12,04%	1.917	9,05%
2: 2	26.723.131,42	20,73%	3.690	17,41%
3: 3	52.249.412,22	40,53%	7.860	37,09%
4: 4	23.478.047,49	18,21%	4.642	21,90%
5: 5	6.872.460,48	5,33%	1.826	8,62%
6: 6	2.695.138,49	2,09%	791	3,73%
7: 7	751.074,01	0,58%	265	1,25%
8: 8	362.225,35	0,28%	125	0,59%
9: 9	139.424,61	0,11%	57	0,27%
10:10	24.393,83	0,02%	9	0,04%
<b>Total</b>	<b>128.927.302,36</b>	<b>100,00%</b>	<b>21.193</b>	<b>100,00%</b>

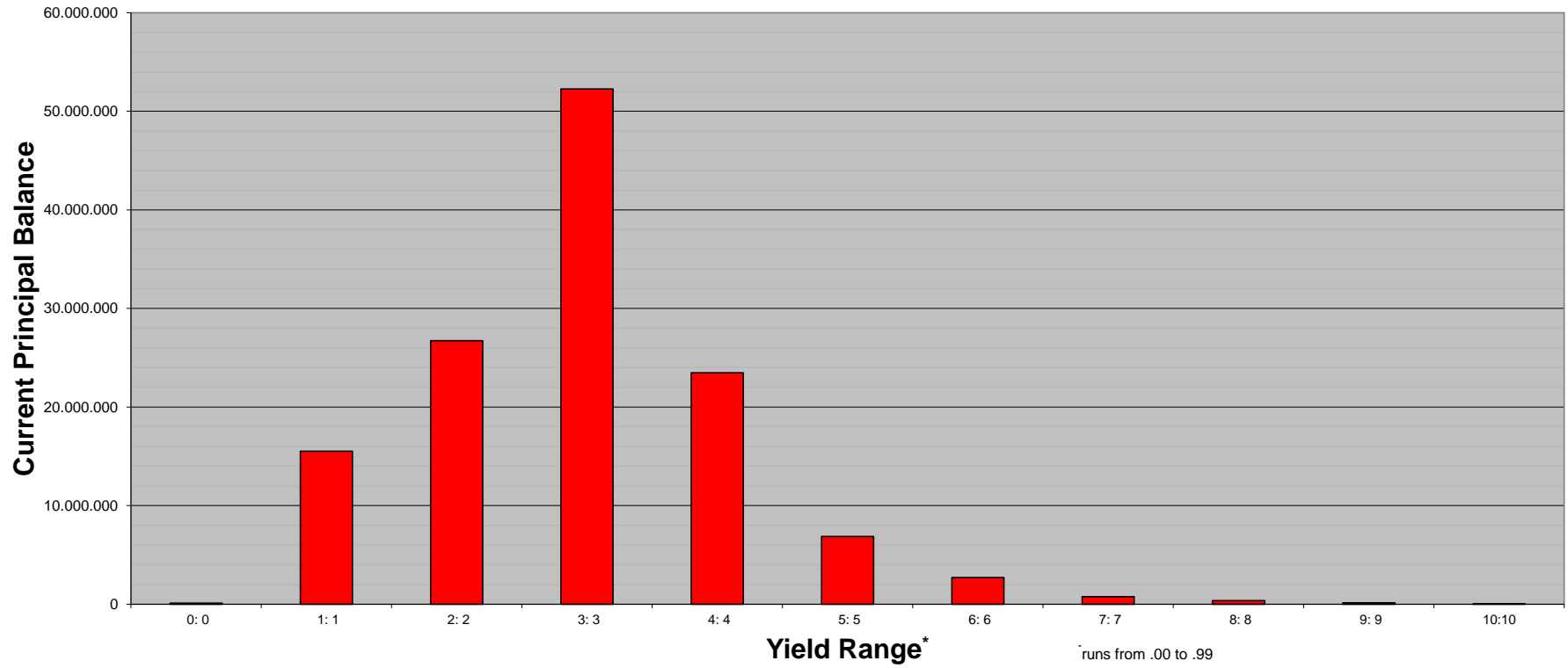
Statistics	in %
WA Interest	3,73%

\* runs from .00 to .99

**SC Germany Auto 2016-1  
Monthly Investor Report**

**15.1 Effective Interest Rate (Graph)**

Reporting Date	09.05.2019	
Payment Date	13.05.2019	
Period No	36	
Monthly Period	Mai 2019	
Interest Period	from 15.04.2019	to 13.05.2019 = 28 days
Collection Period	from 01.04.2019	to 30.04.2019



**SC Germany Auto 2016-1  
Monthly Investor Report**

**16. Seasoning**



Reporting Date			09.05.2019		
Payment Date			13.05.2019		
Period No			36		
Monthly Period			Mai 2019		
Interest Period	from	15.04.2019	to	13.05.2019	= 28 days
Collection Period	from	01.04.2019	to	30.04.2019	

<i>Seasoning in Months</i>	<i>Current Principal Balance in EUR</i>	<i>Percentage of Total Balance</i>	<i>Number of Loans</i>	<i>Percentage of Total Loans</i>
36:38	492.066,99	0,38%	55	0,26%
39:41	32.532.496,66	25,23%	4.322	20,39%
42:44	36.404.345,00	28,24%	5.474	25,83%
45:47	28.173.134,40	21,85%	4.656	21,97%
48:50	15.083.795,49	11,70%	2.797	13,20%
51:53	7.044.079,94	5,46%	1.420	6,70%
54:56	5.194.385,13	4,03%	1.185	5,59%
57:59	2.993.600,75	2,32%	849	4,01%
60:62	595.699,75	0,46%	189	0,89%
63:65	115.049,27	0,09%	44	0,21%
66:68	102.771,81	0,08%	43	0,20%
69:71	90.341,13	0,07%	62	0,29%
72:74	47.835,85	0,04%	46	0,22%
75:77	23.937,54	0,02%	14	0,07%
78:80	23.145,10	0,02%	19	0,09%
81:	10.617,55	0,01%	18	0,08%
<b>Total</b>	<b>128.927.302,36</b>	<b>100,00%</b>	<b>21.193</b>	<b>100,00%</b>

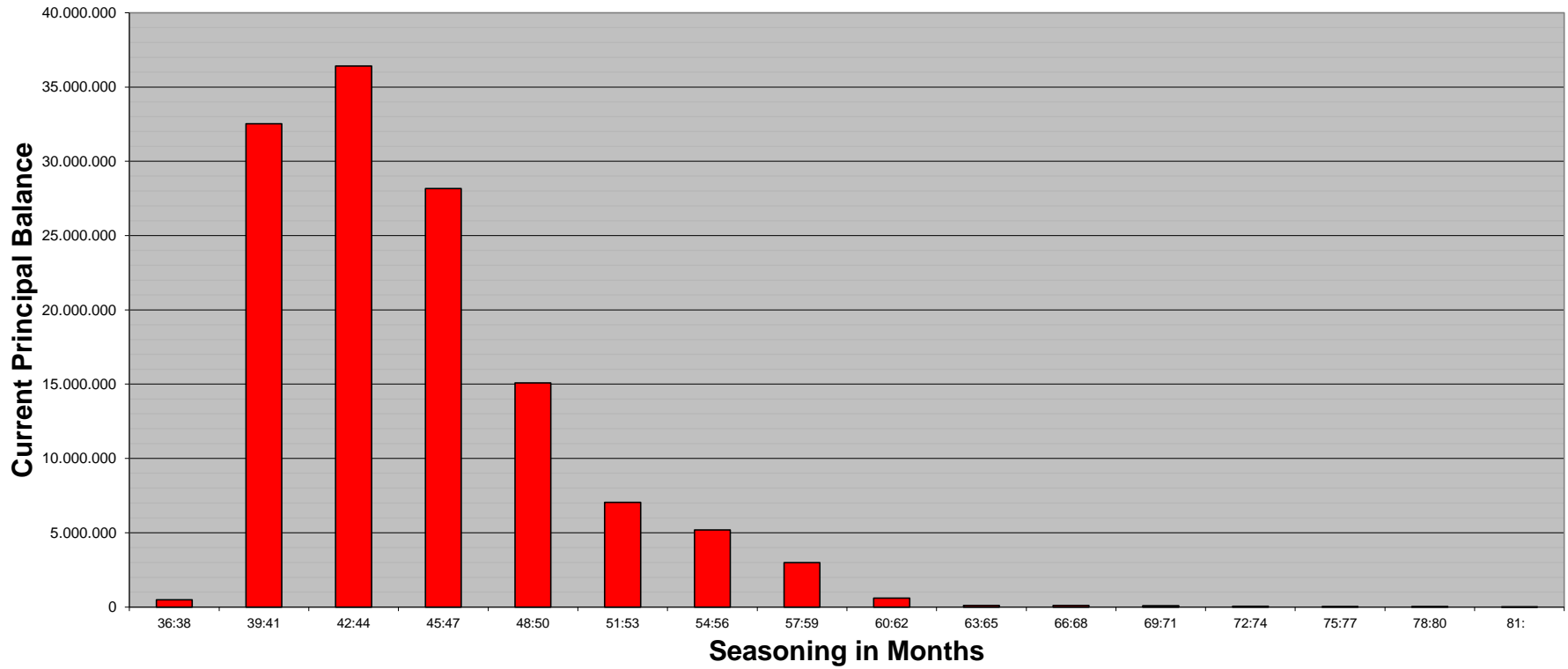
**Statistics**

WA Seasoning	45,04
--------------	-------

**SC Germany Auto 2016-1  
Monthly Investor Report**

**16.1 Seasoning (Graph)**

Reporting Date	09.05.2019				
Payment Date	13.05.2019				
Period No	36				
Monthly Period	Mai 2019				
Interest Period	from	15.04.2019	to	13.05.2019	= 28 days
Collection Period	from	01.04.2019	to	30.04.2019	





**SC Germany Auto 2016-1  
Monthly Investor Report**

**17. Remaining Term**



Reporting Date	09.05.2019	
Payment Date	13.05.2019	
Period No	36	
Monthly Period	Mai 2019	
Interest Period	from 15.04.2019	to 13.05.2019 = 28 days
Collection Period	from 01.04.2019	to 30.04.2019

<i>Remaining Term in Months</i>	<i>Current Principal Balance in EUR</i>	<i>Percentage of Total Balance</i>	<i>Number of Loans</i>	<i>Percentage of Total Loans</i>
0: 6	17.224.280,88	13,36%	4.582	21,62%
7:13	24.310.724,22	18,86%	4.407	20,79%
14:20	41.797.756,53	32,42%	5.879	27,74%
21:27	16.047.532,62	12,45%	2.484	11,72%
28:34	12.102.125,20	9,39%	1.889	8,91%
35:41	8.968.003,27	6,96%	1.083	5,11%
42:48	8.319.688,89	6,45%	858	4,05%
49:55	139.609,62	0,11%	10	0,05%
56:62	17.581,13	0,01%	1	0,00%
<b>Total</b>	<b>128.927.302,36</b>	<b>100,00%</b>	<b>21.193</b>	<b>100,00%</b>

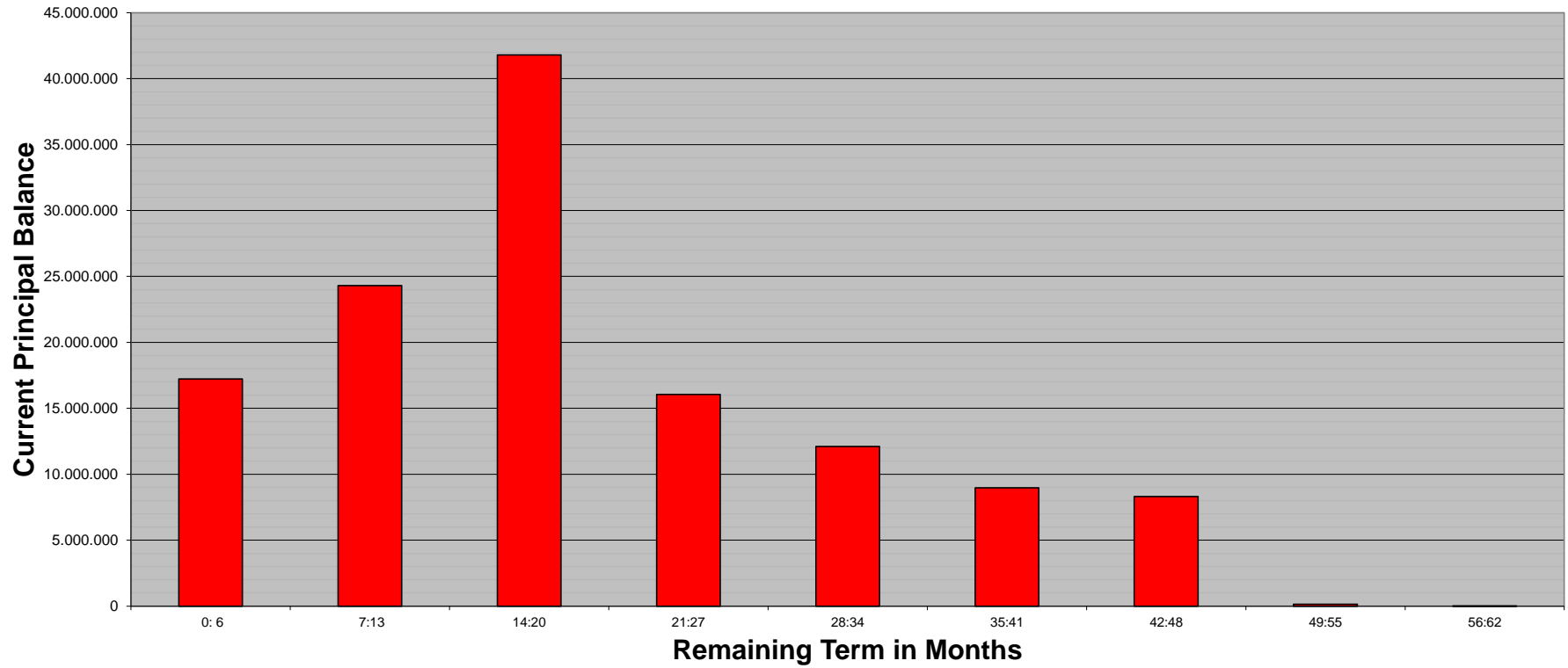
**Statistics**

WA Remaining Term	19,21
-------------------	-------

**SC Germany Auto 2016-1  
Monthly Investor Report**

**17.1 Remaining Term (Graph)**

Reporting Date	09.05.2019	
Payment Date	13.05.2019	
Period No	36	
Monthly Period	Mai 2019	
Interest Period	from 15.04.2019	to 13.05.2019 = 28 days
Collection Period	from 01.04.2019	to 30.04.2019



**SC Germany Auto 2016-1  
Monthly Investor Report**

**18. Original Term**



Reporting Date			09.05.2019		
Payment Date			13.05.2019		
Period No			36		
Monthly Period			Mai 2019		
Interest Period	from	15.04.2019	to	13.05.2019	= 28 days
Collection Period	from	01.04.2019	to	30.04.2019	

<i>Original Term in Months</i>	<i>Current Principal Balance in EUR</i>	<i>Percentage of Total Balance</i>	<i>Number of Loans</i>	<i>Percentage of Total Loans</i>
26:38	36.618,53	0,03%	3	0,01%
39:51	19.633.601,31	15,23%	4.385	20,69%
52:64	68.440.014,92	53,08%	10.383	48,99%
65:77	20.038.601,87	15,54%	3.832	18,08%
78:	20.778.465,73	16,12%	2.590	12,22%
<b>Total</b>	<b>128.927.302,36</b>	<b>100,00%</b>	<b>21.193</b>	<b>100,00%</b>

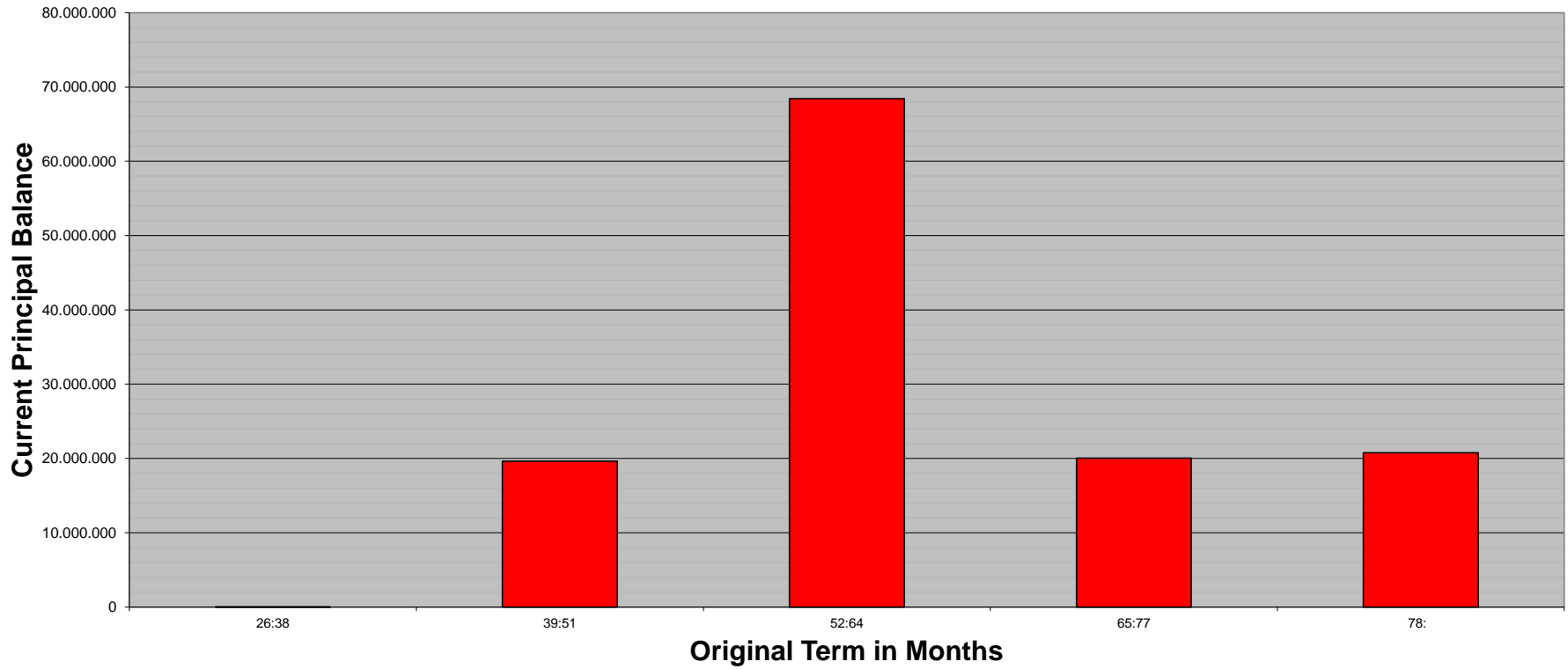
**Statistics**

WA Original Term	64,25
------------------	-------

**SC Germany Auto 2016-1  
Monthly Investor Report**

**18.1 Original Term (Graph)**

Reporting Date	09.05.2019	
Payment Date	13.05.2019	
Period No	36	
Monthly Period	Mai 2019	
Interest Period	from 15.04.2019	to 13.05.2019 = 28 days
Collection Period	from 01.04.2019	to 30.04.2019



**SC Germany Auto 2016-1  
Monthly Investor Report**

**19. Manufacturer Brands**



Reporting Date	09.05.2019	
Payment Date	13.05.2019	
Period No	36	
Monthly Period	Mai 2019	
Interest Period	from 15.04.2019	to 13.05.2019 = 28 days
Collection Period	from 01.04.2019	to 30.04.2019

<i>Manufacturer brands</i>	<i>Current Principal Balance in EUR</i>	<i>Percentage of Total Balance</i>	<i>Number of Loans</i>	<i>Percentage of Total Loans</i>
1	17.189.343,60	13,33%	2.138	10,09%
2	13.426.586,08	10,41%	1.821	8,59%
3	12.157.031,29	9,43%	2.004	9,46%
4	11.620.829,81	9,01%	1.774	8,37%
5	11.240.681,09	8,72%	1.987	9,38%
6	10.678.137,20	8,28%	2.064	9,74%
7	5.348.489,35	4,15%	698	3,29%
8	5.285.565,30	4,10%	927	4,37%
9	4.844.330,64	3,76%	822	3,88%
10	4.715.740,52	3,66%	672	3,17%
11	3.835.307,37	2,97%	661	3,12%
12	3.626.256,27	2,81%	599	2,83%
13	3.417.213,12	2,65%	686	3,24%
14	2.931.145,50	2,27%	579	2,73%
15	2.575.766,32	2,00%	303	1,43%
	<b>112.892.423,46</b>	<b>87,56%</b>	<b>17.735</b>	<b>83,68%</b>

TOP 15 manufacturer brands in alphabetical order:  
Audi, BMW, Citroen, Ford, Hyundai, Kia, Mazda, Mercedes, Nissan, Opel, SEAT (E), Skoda, Suzuki, Volvo, VW

**SC Germany Auto 2016-1  
Monthly Investor Report**

**20. Priority of Payments + Transaction Costs**



Reporting Date	09.05.2019	
Payment Date	13.05.2019	
Period No	36	
Monthly Period	Mai 2019	
Interest Period	from 15.04.2019	to 13.05.2019 = 28 days
Collection Period	from 01.04.2019	to 30.04.2019

**Priority of Payments**

Available Distribution Amount		12.041.546,79 €
Senior Expenses	-	15.467,35 €
Net Swap Payments	-	- €
Interest Notes Class A	-	- €
Interest Notes Class B	-	29.771,40 €
Payments to Liquidity Reserve Fund	-	2.750.246,55 €
Principal Payments Class A	-	8.585.014,20 €
Principal Payments Class B	-	- €
Payment due to rounding differences	-	10,94 €
Payments to Reserve Fund	-	- €
Payments to Commingling Reserve Ledger	-	n/a
Payments to Set-Off Reserve Ledger	-	n/a
Swap Termination Payments	-	n/a
Interest Subordinated Loan	-	3.732,04 €
Principal Payments Subordinated Loan	-	175.572,41 €
Payments to Seller	=	481.731,90 €

**Transaction Costs**

**All notes**

**Class A**

**Class B**

	All notes	Class A	Class B
Senior Expenses	- 15.467,35 €		
Interest accrued for the Period	- 29.771,40 €	- €	- 29.771,40 €
Cumulative Interest accrued	- 1.157.952,60 €	- €	- 1.157.952,60 €
Interest Payments	- 29.771,40 €	- €	- 29.771,40 €
Cumulative Interest Payments	- 1.157.952,60 €	- €	- 1.157.952,60 €
Interest accrued on Subordinated Loan for the	3.732,04 €		
Cumulative Interest accrued on Subordinated	263.713,83 €		
Interest Payments on Subordinated Loan	- 3.732,04 €		
Cumulative Interest Payments on Subordinate	263.713,83 €		
Unpaid Interest for the Period	- €		
Cumulative Unpaid Interest	- €		

**SC Germany Auto 2016-1  
Monthly Investor Report**

**21.1 Swap Counterparty 1**



Reporting Date	09.05.2019				
Payment Date	13.05.2019				
Period No	36				
Monthly Period	Mai 2019				
Interest Period	from	15.04.2019	to	13.05.2019	= 28 days
Collection Period	from	01.04.2019	to	30.04.2019	

**Swap Counterparty**

Swap Counterparty Banco Santander S.A., London Branch  
Swap Rating Trigger Breach yes

Rating Trigger & Current Ratings	Consequenses	Moody's			Fitch			S & P			Trigger breach
		Long Term (CRA)	Short Term (CRA)	Outlook	Long Term	Short Term	Outlook	Long Term	Short Term	Outlook	
1st Rating Trigger	Collateral, Guarantee or Replacement	A3(cr)	-		A	F1		A	A-1		no
2nd Rating Trigger	Guarantee or Replacement	Baa1(cr)	-		BBB-	F3		BBB+	A-1		no
<b>Current Counterparty Ratings</b>		A3(cr)	P-2(cr)	STABLE	A	F1	STABLE	A	A-1	STABLE	

**Current Swap Data**

Swap Type Fixed Floating Interest Rate Swap  
Notional Amount 47.006.163,75  
Fixed Rate -0,4000%  
Floating Rate (Euribor) -0,3670%  
Net Swap Payments 1.206,49  
Notional Amount next period 42.713.656,65

**Swap Counterparty Details**

Banco Santander S.A., London Branch  
FI Structuring  
2 Triton Square  
Regent's Place  
London, NW1 3AN  
United Kingdom  
Phone +44 20 7756 6960  
Email: robustiano.tubio@santanderagcb.com

**Counterparty Replacement**

Old Counterparty Abbey National Treasury Services plc  
Current Counterparty Banco Santander S.A., London Branch

**Swap Collateral**

Beginning of Period € -  
Cash Outflow € -  
Cash Inflow € -  
End of Period € -

Ratings as of 30.04.2019, data source: Bloomberg

**SC Germany Auto 2016-1  
Monthly Investor Report**

**21.2 Swap Counterparty 2**



Reporting Date	09.05.2019				
Payment Date	13.05.2019				
Period No	36				
Monthly Period	Mai 2019				
Interest Period	from	15.04.2019	to	13.05.2019	= 28 days
Collection Period	from	01.04.2019	to	30.04.2019	

**Swap Counterparty**

Swap Counterparty DZ Bank AG  
Swap Rating Trigger Breach no

Rating Trigger & Current Ratings	Consequenses	Moody's			Fitch			S & P			Trigger breach
		Long Term (CRA)	Short Term (CRA)	Outlook	Long Term	Short Term	Outlook	Long Term	Short Term	Outlook	
1st Rating Trigger	Collateral, Guarantee or Replacement	A3(cr)	-		A	F1		A	A-1		no
2nd Rating Trigger	Guarantee or Replacement	Baa1(cr)	-		BBB-	F3		BBB+	A-1		no
<b>Current Counterparty Ratings</b>		Aa1(cr)	P-1(cr)	STABLE	AA-	F1+	STABLE	AA-	A-1+	STABLE	

**Current Swap Data**

Swap Type Fixed Floating Interest Rate Swap  
Notional Amount 47.006.163,75  
Fixed Rate -0,4000%  
Floating Rate (Euribor) -0,3670%  
Net Swap Payments 1.206,49  
Notional Amount next period 42.713.656,65

**Swap Counterparty Details**

DZ Bank AG  
Kapitalmärkte Handel / ABS-Emissionen  
Platz der Republik  
60265 Frankfurt am Main  
Germany  
Phone +49 69 7447 4341  
Email: Tom.Oelrich@dzbank.de

**Counterparty Replacement**

Old Counterparty DZ Bank AG  
Current Counterparty DZ Bank AG

**Swap Collateral**

Beginning of Period € -  
Cash Outflow € -  
Cash Inflow € -  
End of Period € -

Ratings as of 30.04.2019, data source: Bloomberg



## SC Germany Auto 2016-1 Monthly Investor Report

### 22. Retention



Reporting Date	09.05.2019				
Payment Date	13.05.2019				
Period No	36				
Monthly Period	13.05.2019				
Interest Period	from	15.04.2019	to	13.05.2019	= 28 days
Collection Period	from	01.04.2019	to	30.04.2019	

Santander Consumer Bank AG confirms its compliance to have continuously retained a net economic interest in the SC Germany Auto 2016-1 securitisation transaction of at least 5% of the securitised Purchased Receivables pursuant to Art. 405 of the CRR (Regulation (EU) No 575/2013 of the European Parliament and of the Council of 26 June 2013) by retaining the regulatory first loss tranche which is represented by the Subordinated Loan of at least 1% and by retaining the regulatory second loss tranche which is represented by the Class B Notes of at least 4%.

Outstanding Principal Balance of Purchased Receivables as of the Offer Date:	599.999.999,80 €
Outstanding Principal Balance of Purchased Receivables as of the beginning of the Monthly Period:	137.512.274,44 €
Outstanding Principal Balance of Purchased Receivables as of the end of the Monthly Period:	128.927.302,36 €
Outstanding Principal Balance of the Subordinated Loan as of the Offer Date:	6.000.000,00 €
Outstanding Principal Balance of the Subordinated Loan as of the beginning of the Monthly Period:	2.925.818,96 €
Outstanding Principal Balance of the Subordinated Loan as of the end of the Monthly Period:	2.750.246,55 €
Outstanding Balance of the Class B Notes as of the Offer Date:	43.500.000,00 €
Outstanding Balance of the Class B Notes as of the beginning of the Monthly Period:	43.500.000,00 €
Outstanding Balance of the Class B Notes as of the end of the Monthly Period:	43.500.000,00 €
Net Economic Interest Ratio as of Offer Date:	8,25%
Net Economic Interest Ratio as of the beginning of the Monthly Period:	33,76%
Net Economic Interest Ratio as of the end of the Monthly Period:	35,87%

**SC Germany Auto 2016-1  
Monthly Investor Report**

**23. Counterparties**



Reporting Date	09.05.2019				
Payment Date	13.05.2019				
Period No	36				
Monthly Period	Mai 2019				
Interest Period	from	15.04.2019	to	13.05.2019	= 28 days
Collection Period	from	01.04.2019	to	30.04.2019	

**Join Lead Managers:**

eMail: shaun.baddeley@santanderpcb.com  
Phone: +44 20 7756 4309

eMail: anne-clairelerin@hsbc.com  
Phone: +44 20 7991 5727

eMail: rainer.bohn@lbbw.de  
Phone: +49 711 12749651

**Paying Agent:**

eMail: mbs.erg.london@usbank.com  
Phone: +44(20)733-02000

**Transaction Account:**

eMail: mbs.erg.london@usbank.com  
Phone: +44(20)733-02000

**Transaction Security Trustee:**

directors-uk@intertrustgroup.com  
Phone: +44 207 398 6300

**Data Trustee:**

eMail: frankfurt@intertrustgroup.com  
Phone: +49 69 643 50 8900

**Banco Santander S.A.**

Santander Global Banking and Markets  
2 Triton Square  
Regent's Place  
London NW1 3AN  
United Kingdom

**HSBC**

8 Canada Square  
London E14 5HQ  
United Kingdom

**LBBW**

Am Hauptbahnhof 2  
70173 Stuttgart  
Germany

**Elavon Financial Services Limited**

5th Floor, 125 Old Broad Street  
London EC2N 1AR  
United Kingdom

**Elavon Financial Services Limited**

5th Floor, 125 Old Broad Street  
London EC2N 1AR  
United Kingdom

**Intertrust Trustees Limited**

35 Great St. Helen's  
London EC3A 6AP  
United Kingdom

**Intertrust (Deutschland) GmbH**

Grüneburgweg 58-62  
60322 Frankfurt am Main  
Germany

**Rating Agencies:**

**Moody's Deutschland GmbH**

Strutred Finance Monitoring  
An der Welle 5  
60322 Frankfurt am Main  
Germany

**Fitch Ratings Limited**

Strutred Finance Monitoring  
30 North Colonnade, Canary Wharf  
London E14 5GN  
United Kingdom

**Standard & Poor's Ratings Services**

Structured Finance  
20 Canada Square  
E14 5LH London  
United Kingdom

Moody's			Fitch			S & P			Counterparty status
Long Term (CRA)	Short Term (CRA)	Outlook	Long Term	Short Term	Outlook	Long Term	Short Term	Outlook	
A3(cr)	P-2(cr)	STABLE	A	F1	STABLE	A	A-1	STABLE	performing
Aa2(cr)	P-1(cr)	STABLE	AA-	F1+	-	AA-	A-1+	STABLE	performing
Aa3(cr)	P-1(cr)	STABLE	A-	F1	STABLE	-	-	-	performing
-	P-1	STABLE	AA-	F1+	STABLE	AA-	A-1+	STABLE	performing
-	P-1	STABLE	AA-	F1+	STABLE	AA-	A-1+	STABLE	performing
-	-	-	-	-	-	-	-	-	performing
-	-	-	-	-	-	-	-	-	performing

Ratings as of 30.04.2019, data source: Bloomberg

**SC Germany Auto 2016-1  
Monthly Investor Report**

**24. Issuer Information**



Reporting Date		09.05.2019			
Payment Date		13.05.2019			
Period No		36			
Monthly Period		Mai 2019			
Interest Period	from	15.04.2019	to	13.05.2019	= 28 days
Collection Period	from	01.04.2019	to	30.04.2019	

**Deal Name:** SC Germany Auto 2016-1

**Issuer:** SC Germany Auto 2016-1 UG (haftungsbeschränkt)  
The Managing Directors  
Steinweg 3-5  
60313 Frankfurt am Main  
Germany  
eMail fradirectors@wilmingtontrust.com  
fax +49 (0) 69 2992 5387

**LEI:** 52990093HIMTZBXGPE94

**Seller of the Receivables:** Santander Consumer Bank AG

**Servicer Name:** Santander Consumer Bank AG

**Reporting Entity:** Santander Consumer Bank AG  
Capital Markets  
Santander-Platz 1  
41061 Mönchengladbach  
Germany  
eMail abs\_ger@santander.de  
fax +49 (0) 2161 690 7077

**SPV-Administrator:** Wilmington Trust SP Services (Frankfurt) GmbH  
Steinweg 3-5  
60313 Frankfurt am Main  
Germany  
eMail fradirectors@wilmingtontrust.com  
fax +49 (0) 69 2992 5387

**SC Germany Auto 2016-1  
Monthly Investor Report**

**25. Santander Consumer Bank**



**Contact Details**

**Capital Markets**

Peter René Müller	+49-2161-690-7337	<a href="mailto:peterrene.mueller@santander.de">peterrene.mueller@santander.de</a>
Ralf Schüring	+49-2161-690-5464	<a href="mailto:ralf.schuering@santander.de">ralf.schuering@santander.de</a>
Bastian Menges	+49-2161-690-7085	<a href="mailto:bastian.menges@santander.de">bastian.menges@santander.de</a>
Stefan Zilligen	+49-2161-690-6069	<a href="mailto:stefan.zilligen@santander.de">stefan.zilligen@santander.de</a>
Robert Westermann	+49-2161-690-7424	<a href="mailto:robert.westermann@santander.de">robert.westermann@santander.de</a>
Tomasz Osipowicz	+49-2161-690-7046	<a href="mailto:tomasz.osipowicz@santander.de">tomasz.osipowicz@santander.de</a>
Team ABS		<a href="mailto:abs_ger@santander.de">abs_ger@santander.de</a>

Reporting Date	09.05.2019				
Payment Date	13.05.2019				
Period No	36				
Monthly Period	Mai 2019				
Interest Period	from	15.04.2019	to	13.05.2019	= 28 days
Collection Period	from	01.04.2019	to	30.04.2019	

**Ratings Santander**

**Banco Santander S.A.**

**Santander Consumer Finance S.A.**

**Santander Consumer Bank AG**

Moody's			Fitch			S & P		
Long Term (CRA)	Short Term (CRA)	Outlook	Long Term	Short Term	Outlook	Long Term	Short Term	Outlook
A3(cr)	P-2(cr)	STABLE	A	F1	STABLE	A	A-1	STABLE
A3(cr)	P-2(cr)	STABLE	A-	F2	STABLE	A-	A-2	STABLE
-	-	-	A-	F2	STABLE	A-	A-2	STABLE

Ratings as of 30.04.2019, data source: Bloomberg

## SC Germany Auto 2016-1 Monthly Investor Report

### 26. Glossary



Reporting Date		09.05.2019				
Payment Date		13.05.2019				
Period No		36				
Monthly Period		Mai 2019				
Interest Period	from	15.04.2019	to	13.05.2019	=	28 days
Collection Period	from	01.04.2019	to	30.04.2019		

<b>Aggregate Outstanding Principal Amount:</b>	Shall mean in respect of all Purchased Receivables at any time, the aggregate of the Outstanding Principal Amounts of all Purchased Receivables which, as of such time, are not defaulted receivables.
<b>Balloon Loan:</b>	A loan where the final payment due is higher than any of the previous loan instalments payable by the relevant debtor.
<b>Balloon Payment:</b>	The final payment of a balloon loan.
<b>Defaulted Contracts/Defaults:</b>	Shall mean as of any date, any purchased receivable which has been declared due and payable in full in accordance to the Credit and Collection Policy which in principal is between 120 and 180 calendar days after the due date.
<b>Delinquent Receivable:</b>	Shall mean as of any date, any purchased receivable which is more than 30 days overdue and not a defaulted contract.
<b>Downpayment:</b>	The initial upfront portion of the total net amount due at the time of finalizing the contract.
<b>Excess Spread:</b>	Excess Spread equals WA Portfolio Yield minus Fixed Swap Rate minus WA Notes Margin
<b>Gap Insurance:</b>	Insurance which covers the risk that loss is incurred if the relevant Financed Vehicle has to be completely written off (total damage) due to fire, accident (irrespective of whether such accident was caused by the Debtor or a third party), flooding or theft
<b>Legal Maturity:</b>	Final Payment date on which all outstanding notes will mature.
<b>Expected Maturity:</b>	Maturity date of the notes under the assumption of inter alia (a) a 14% constant prepayment rate, (b) an exercised Clean-Up Call at 10% and (c) 0% cumulative gross losses.
<b>Leisure:</b>	Is composed of motorised and not motorised caravans and campers.
<b>Payment Protection Insurance:</b>	Insurance, composed of life insurance and/or accident insurance and/or temporary disability insurance and/or unemployment insurance, which covers the risk that a Debtor in its capacity as insured person is unable to pay the Loan Instalments owed by such Debtor life insurance
<b>Recoveries:</b>	Any amount received on defaulted contracts
<b>Repair Cost Insurance:</b>	Insurance which covers repair costs for the repair of certain important components of the Financed Vehicle
<b>Set-Off Reserves (X/Y):</b>	Protection against set-off risks due to (X) capitalized service fees (e.g. Payment Protection Insurance, Gap Insurance, Repair Cost Insurance) and (Y) deposits
<b>Used Vehicle</b>	Shall mean any Financed Vehicle the date of purchase of which by the relevant debtor was later than 12 months after the date of first registration of such Financed Vehicle