

# SC Germany Auto 2016-1 Monthly Investor Report



DEUTSCHER  
VERBRIEFUNGSSTANDARD



 Santander

## SC Germany Auto 2016-1 Monthly Investor Report

### Cover Sheet Monthly Investor Report



Reporting Date	09.08.2019	
Payment Date	13.08.2019	
Period No	39	
Monthly Period	Aug 2019	
Interest Period	from 15.07.2019	to 13.08.2019 = 29 days
Collection Period	from 01.07.2019	to 31.07.2019

### Index

### Page

1. Portfolio Information	<a href="#">1</a>
2. Reserve Accounts	<a href="#">2</a>
3. Delinquency Data	<a href="#">3</a>
4. Default Data	<a href="#">4</a>
4.1 Default Data per Quarter	<a href="#">5</a>
5. Outstanding Notes	<a href="#">6</a>
6. Original Principal Balance	<a href="#">7</a>
6.1 Original PB (Graph)	<a href="#">8</a>
7. Current Principal Balance	<a href="#">9</a>
7.1 Current PB (Graph)	<a href="#">10</a>
8. Borrower Concentration	<a href="#">11</a>
9. Geographical Distribution	<a href="#">12</a>
9.1 Geographical (Graph)	<a href="#">13</a>
10. Object/Vehicle Type	<a href="#">14</a>
11. Insurances	<a href="#">15</a>
12. Contract Type	<a href="#">16</a>
13. Payment Methods	<a href="#">17</a>
14. Downpayment	<a href="#">18</a>
15. Effective Interest Rate	<a href="#">19</a>
15.1. Effective Interest Rate (Graph)	<a href="#">20</a>
16. Seasoning	<a href="#">21</a>
16.1 Seasoning (Graph)	<a href="#">22</a>
17. Remaining Term	<a href="#">23</a>
17.1 Remaining Term (Graph)	<a href="#">24</a>
18. Original Term	<a href="#">25</a>
18.1 Original Term (Graph)	<a href="#">26</a>
19. Manufacturer Brands	<a href="#">27</a>
20. Priority of Payments + Transaction Costs	<a href="#">28</a>
21.1 Swap Counterparty 1 Data	<a href="#">29</a>
21.2 Swap Counterparty 2 Data	<a href="#">30</a>
22. Retention	<a href="#">31</a>
23. Counterparties	<a href="#">32</a>
24. Issuer Information	<a href="#">33</a>
25. Santander Consumer Bank	<a href="#">34</a>
26. Glossary	<a href="#">35</a>

**SC Germany Auto 2016-1  
Monthly Investor Report**

**1. Portfolio Information**



Reporting Date	09.08.2019				
Payment Date	13.08.2019				
Period No	39				
Monthly Period	Aug 2019				
Interest Period from	15.07.2019	to	13.08.2019	=	29 days
Collection Period from	01.07.2019	to	31.07.2019		

Outstanding Receivables	No. of Contracts	current period	previous period
		Aggregate Outstanding Principal Amount	Aggregate Outstanding Principal Amount
<b>Beginning of Period</b>	<b>19.358</b>	<b>113.478.528,32 €</b>	<b>120.945.508,17 €</b>
Scheduled Principal Payments		5.804.494,58 €	
Prepayment Principal		3.022.520,99 €	
Others		19.876,20 €	
<b>Total Principal Collections</b>		<b>8.846.891,77 €</b>	<b>7.427.947,70 €</b>
<b>Total Interest Collections</b>		<b>419.790,29 €</b>	<b>436.516,60 €</b>
<b>Defaults</b>		<b>30.585,84 €</b>	<b>39.032,15 €</b>
<b>End of Period</b>	<b>18.232</b>	<b>104.601.050,71 €</b>	<b>113.478.528,32 €</b>
Current Prepayment Rate (annualised)		27,7%	

**SC Germany Auto 2016-1  
Monthly Investor Report**

**2. Reserve Accounts**



Reporting Date	09.08.2019			
Payment Date	13.08.2019			
Period No	39			
Monthly Period	Aug 2019			
Interest Period	from	15.07.2019	to	13.08.2019 = 29 days
Collection Period	from	01.07.2019	to	31.07.2019

**Note Balance**

Beginning of Period	113.478.539,40 €
End of Period	104.601.084,45 €

**Reserve Accounts**

Reserve Account	in %		Trigger Event y/n
Beginning of Period	2,13%	2.418.910,90 €	
Cash Outflow		149.340,11 €	
Cash Inflow		- €	
End of Period	2,17%	2.269.570,79 €	
Required Reserve Fund	2,17%	2.269.570,79 €	
<b>(thereof) Liquidity Reserve Account</b>			
Beginning of Period	2,13%	2.418.910,90 €	
Cash Outflow		149.340,11 €	
Cash Inflow		- €	
End of Period	2,17%	2.269.570,79 €	
Required Liquidity Reserve Fund		2.269.570,79 €	
<b>Commingling Reserve</b>			
Beginning of Period	11,84%	13.430.959,73 €	yes
Cash Outflow		- €	
Cash Inflow	-	1.176.801,06 €	
End of Period	13,97%	14.607.760,79 €	
Required Commingling Reserve Fund		14.607.760,79 €	
<b>Set-Off Reserve (X)</b>			
Beginning of Period	2,90%	3.288.013,58 €	
Cash Outflow		251.388,44 €	
Cash Inflow		- €	
End of Period	2,90%	3.036.625,14 €	
Required Set-Off Reserve (X) Fund		3.036.625,14 €	
<b>Set-Off Reserve (Y)</b>			
Beginning of Period	0,21%	242.516,89 €	yes
Cash Outflow		- €	
Cash Inflow		15.771,15 €	
End of Period	0,25%	258.288,04 €	
Required Set-Off Reserve (Y) Fund		258.288,04 €	
Current Set-Off (Y) Amount		258.288,04 €	
Set-Off Amount (per Loan)		14,17 €	
Set-Off Amount (in % of Outstanding Balance)		0,25%	

## SC Germany Auto 2016-1 Monthly Investor Report

### 3. Delinquency Data



#### Note Balance

Beginning of Period	€	113.478.539,40
End of Period	€	104.601.084,45

Reporting Date	09.08.2019				
Payment Date	13.08.2019				
Period No	39				
Monthly Period	Aug 2019				
Interest Period	from	15.07.2019	to	13.08.2019	= 29 days
Collection Period	from	01.07.2019	to	31.07.2019	

#### Delinquency Data and Ratios

	3-MRA* / current ratio	Amount at risk	Overdue amount	Number of Loans
<b>3-MRA* 1- 30 days past due</b>	<b>0,29%</b>			
1- 30 days past due period before previous period		304.572,86 €	45.857,44 €	39
1- 30 days past due previous period		267.193,92 €	89.363,39 €	28
1- 30 days past due current period	0,37%	423.089,73 €	105.627,72 €	53
<b>3-MRA* 31- 60 days past due</b>	<b>0,27%</b>			
31- 60 days past due period before previous period		313.678,98 €	39.828,54 €	45
31- 60 days past due previous period		396.124,33 €	80.598,67 €	50
31- 60 days past due current period	0,18%	199.413,71 €	28.504,17 €	28
<b>3-MRA* 61-90 days past due</b>	<b>0,07%</b>			
61- 90 days past due period before previous period		52.260,78 €	13.874,09 €	9
61- 90 days past due previous period		89.500,31 €	22.415,45 €	15
61- 90 days past due current period	0,08%	89.598,18 €	26.820,93 €	15
<b>3-MRA* 91-120 days past due</b>	<b>0,08%</b>			
91- 120 days past due period before previous period		84.750,75 €	34.029,27 €	10
91- 120 days past due previous period		108.618,04 €	20.208,03 €	14
91- 120 days past due current period	0,07%	73.926,42 €	11.248,14 €	16
<b>3-MRA* 121-150 days past due</b>	<b>0,05%</b>			
121- 150 days past due period before previous period		21.486,48 €	2.906,45 €	3
121- 150 days past due previous period		71.985,34 €	33.903,11 €	6
121- 150 days past due current period	0,08%	86.110,95 €	11.524,58 €	9
<b>3-MRA* 151-180 days past due</b>	<b>0,03%</b>			
151- 180 days past due period before previous period		65.929,23 €	11.902,17 €	9
151- 180 days past due previous period		14.341,66 €	2.636,74 €	2
151- 180 days past due current period	0,03%	36.315,54 €	17.573,34 €	4

\* 3-MRA stands for three months rolling average

## SC Germany Auto 2016-1 Monthly Investor Report

### 4. Default Data



Reporting Date	09.08.2019				
Payment Date	13.08.2019				
Period No	39				
Monthly Period	Aug 2019				
Interest Period	from	15.07.2019	to	13.08.2019	= 29 days
Collection Period	from	01.07.2019	to	31.07.2019	

### Note Balance

Beginning of Period	113.478.539,40 €
End of Period	104.601.084,45 €

### Default Data and Ratios

	Amount	Number of Loans
<b>Current Default</b>		
Current Period Gross Default	30.585,84 €	
Current Period Recoveries	23.113,49 €	
Current Period Net Default	7.472,35 €	
New Number of Defaulted Contracts		5
<b>Cumulative Default</b>		
Cumulative Gross Default	1.566.128,83 €	
Cumulative Recoveries	279.727,02 €	
Cumulative Net Default	1.286.401,81 €	
Total Number of Defaulted Contracts		250
	<b>3-MRA* / current ratio</b>	<b>Ratio</b>
<b>3-MRA* Annualised Net Default Ratio (New Default)</b>		
Annualised Loss Ratio period before previous period	0,26%	0,44%
Annualised Loss Ratio previous period		0,26%
Annualised Loss Ratio current period	0,09%	0,09%
<b>Principal Deficiency</b>		
Principal Deficiency period before previous period	- €	<b>Trigger Event y/n</b> no
Principal Deficiency previous period	- €	
Principal Deficiency current period	- €	
<b>PDL Trigger</b>	7.500.000,00 €	
<b>Repurchased Assets</b>		
Current Repurchased Asset Amount through breach of warranty or voluntary buyback	- €	
Cumulative Repurchased Asset Amount through breach of warranty or voluntary buyback	- €	

\* 3-MRA stands for three months rolling average

SC Germany Auto 2016-1  
Monthly Investor Report

4.1 Default Data per Quarter



Reporting Date	09.08.2019			
Payment Date	13.08.2019			
Period No	39			
Monthly Period	Aug 2019			
Interest Period	from	15.07.2019	to	13.08.2019 = 29 days
Collection Period	from	01.07.2019	to	31.07.2019

Quarter of Default	Periods	New Defaults	Recoveries	Recoveries in Quarter														
				Q2 2016	Q3 2016	Q4 2016	Q1 2017	Q2 2017	Q3 2017	Q4 2017	Q1 2018	Q2 2018	Q3 2018	Q4 2018	Q1 2019	Q2 2019	Q3 2019	
Q2 2016	1-2	0,00	0,00	0,00	0,00	0,00	0,00	0,00	0,00	0,00	0,00	0,00	0,00	0,00	0,00	0,00	0,00	
Q3 2016	3-5	59.238,42	11.417,46	0,00	270,00	739,00	680,00	595,00	1.643,98	420,00	710,00	1.660,00	1.135,63	760,00	1.375,33	1.307,52	120,00	
Q4 2016	6-8	78.829,89	9.015,41	0,00	0,00	150,00	712,22	936,66	1.848,25	560,00	883,28	615,00	450,00	800,00	840,00	1.065,00	355,00	
Q1 2017	9-11	127.211,89	24.326,36	0,00	0,00	0,00	1.002,34	1.400,87	5.104,97	2.969,13	1.820,00	1.825,00	5.256,41	1.745,97	1.450,00	1.361,67	390,00	
Q2 2017	12-14	134.983,21	77.063,94	0,00	0,00	0,00	0,00	110,00	735,00	2.470,00	12.859,96	49.267,23	2.899,80	2.535,63	4.655,23	1.701,15	830,00	
Q3 2017	15-17	200.796,64	21.669,45	0,00	0,00	0,00	0,00	0,00	5.080,00	2.066,30	1.729,29	1.064,33	859,76	1.338,09	8.652,75	683,94		
Q4 2017	18-20	185.416,45	40.667,36	0,00	0,00	0,00	0,00	0,00	7.175,96	6.256,46	9.938,93	2.948,73	4.707,10	4.976,66	2.882,29	1.781,23		
Q1 2018	21-23	170.691,87	48.343,71	0,00	0,00	0,00	0,00	0,00	0,00	1.923,95	10.522,12	10.439,66	5.223,77	2.592,23	2.532,86	15.109,13		
Q2 2018	24-26	92.409,12	13.946,04	0,00	0,00	0,00	0,00	0,00	0,00	0,00	390,00	4.723,00	3.559,87	4.603,17	620,00	140,00		
Q3 2018	27-29	159.095,09	14.489,39	0,00	0,00	0,00	0,00	0,00	0,00	0,00	0,00	0,00	976,00	2.697,36	7.573,85	2.742,18		
Q4 2018	30-32	87.672,96	6.307,95	0,00	0,00	0,00	0,00	0,00	0,00	0,00	0,00	0,00	1.475,02	1.498,57	2.972,34	362,02		
Q1 2019	33-35	149.046,67	6.608,29	0,00	0,00	0,00	0,00	0,00	0,00	0,00	0,00	0,00	0,00	1.361,06	6.946,32	330,00		
Q2 2019	36-38	100.160,98	3.871,67	0,00	0,00	0,00	0,00	0,00	0,00	0,00	0,00	0,00	0,00	0,00	1.299,50	2.572,17		
Q3 2019	39-39	30.585,84	0,00	0,00	0,00	0,00	0,00	0,00	0,00	0,00	0,00	0,00	0,00	0,00	0,00	0,00		
<b>Total</b>		<b>1.566.128,83</b>	<b>279.727,02</b>	<b>0,00</b>	<b>270,00</b>	<b>889,00</b>	<b>2.394,56</b>	<b>3.042,53</b>	<b>14.412,20</b>	<b>15.661,39</b>	<b>25.982,93</b>	<b>74.192,58</b>	<b>29.689,96</b>	<b>24.842,78</b>	<b>31.152,00</b>	<b>34.083,58</b>	<b>23.113,49</b>	

**SC Germany Auto 2016-1  
Monthly Investor Report**

**5. Outstanding Notes**



Reporting Date	09.08.2019				
Payment Date	13.08.2019				
Period No	39				
Monthly Period	Aug 2019				
Interest Period	from	15.07.2019	to	13.08.2019	= 29 days
Collection Period	from	01.07.2019	to	31.07.2019	

1. Note Balance	All notes	Class A	Class B	
<b>General Note Information</b>				
ISIN Code		XS1405757714	XS1405762045	
Currency		EUR	EUR	
Initial Tranching	in %	92,75%	7,25%	
Legal Maturity		Dec 2025	Dec 2025	
Expected Maturity		Jun 2020	Jun 2020	
Original Rating (Fitch / Moody's / S&P)		AAAsf/Aaa(sf)/AAA (sf)	NR/NR/NR	
Current Rating (Fitch / Moody's / S&P)*		AAAsf/Aaa(sf)/AAA (sf)	NR/NR/NR	
Initial Notes Aggregate Principal Outstanding Balance	600.000.000,00 €	556.500.000,00 €	43.500.000,00 €	
Initial Nominal per Note		100.000,00 €	100.000,00 €	
Initial Number of Notes per Class		5.565	435	
<b>Current Note Information</b>				
Class Principal Outstanding Balance Beginning of Period	113.478.539,40 €	69.978.539,40 €	43.500.000,00 €	
Available Distribution Amount	11.709.247,93 €			
Amortisation	8.877.454,95 €			
Redemption per Class	8.877.454,95 €	8.877.454,95 €	0,00 €	
Redemption per Note		1.595,23 €	0,00 €	
Class Principal Outstanding Balance End of Period	104.601.084,45 €	61.101.084,45 €	43.500.000,00 €	
Current Tranching		58,4%	41,6%	
Current Pool Factor		0,11	1,00	
<b>2. Payments to Investors per Note</b>				
Interest Rate Basis: 1-M Euribor / Spread / Fixed Rate	-0,394%	+32 bps	0,88%	
DayCount Convention		act/360	act/360	
Interest Days	29			
Principal Outstanding per Note Beginning of Period		12.574,76 €	100.000,00 €	
> Principal Repayment per Note		1.595,23 €	0,00 €	
Principal Outstanding per Note End of Period		10.979,53 €	100.000,00 €	
> Interest accrued for the period		0,00 €	30.837,15 €	
Interest Payment		0,00 €	30.837,15 €	
Interest Payment per Note		0,00 €	70,89 €	
<b>3. Credit Enhancements</b>				
Initial total CE (Subordination, Reserve)		8,25%	1,00%	
Current CE (incl. Excess Spread)		47,30%	5,72%	
Current CE (excl. Excess Spread)		43,76%	2,17%	
<b>4. Placement Disclosure</b>				
Pre-placed privately with investors which are not in the OG		- €	- €	At Closing
Retained by a member of the OG		- €	43.500.000 €	At Closing
Publicly offered to investors which are not in the OG		556.500.000 €	- €	At Closing
Privately-placed with investors which are not in the OG		- €	- €	Current Period
Retained by a member of the OG		- €	43.500.000 €	Current Period
Publicly-placed with investors which are not in the OG		61.101.084 €	- €	Current Period
Initially retained by a member of the OG, but subsequently placed with investors		- €	- €	Current Period

OG stands for Originator Group  
\* Last rating action as of 31.05.2016



**SC Germany Auto 2016-1  
Monthly Investor Report**

**6. Original Principal Balance**



Reporting Date	09.08.2019	
Payment Date	13.08.2019	
Period No	39	
Monthly Period	Aug 2019	
Interest Period	from 15.07.2019	to 13.08.2019 = 29 days
Collection Period	from 01.07.2019	to 31.07.2019

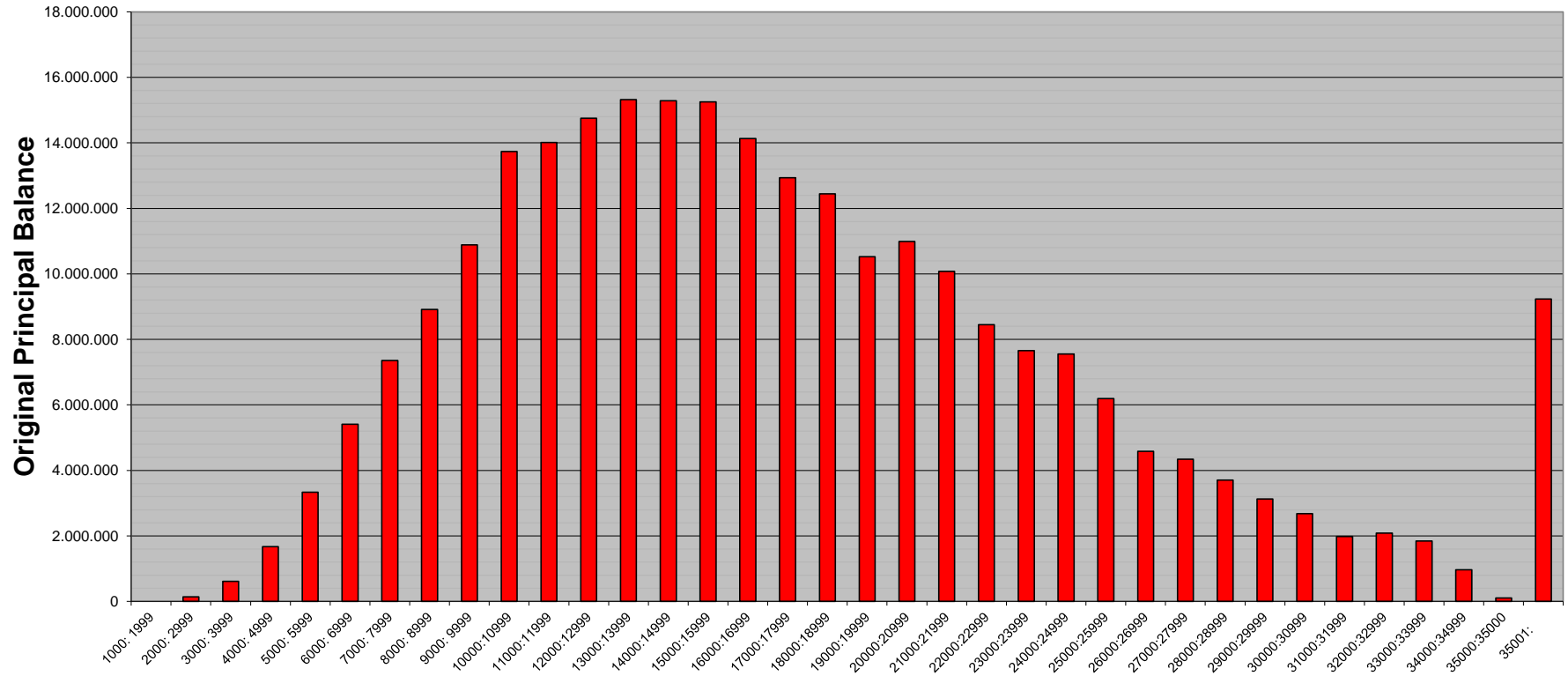
Original Principal Balance (Ranges in EUR)	Original Principal Balance in EUR	Percentage of Total Balance	Number of Loans	Percentage of Total Loans
1000:1999	4.942,65	0,00%	3	0,02%
2000:2999	139.819,52	0,05%	54	0,30%
3000:3999	612.149,23	0,23%	171	0,94%
4000:4999	1.673.694,03	0,64%	367	2,01%
5000:5999	3.330.933,14	1,27%	603	3,31%
6000:6999	5.407.107,57	2,06%	829	4,55%
7000:7999	7.358.818,78	2,81%	980	5,38%
8000:8999	8.916.554,90	3,40%	1.046	5,74%
9000:9999	10.886.808,30	4,15%	1.143	6,27%
10000:10999	13.735.435,44	5,24%	1.308	7,17%
11000:11999	14.012.026,98	5,34%	1.217	6,68%
12000:12999	14.755.001,36	5,63%	1.179	6,47%
13000:13999	15.316.122,01	5,84%	1.135	6,23%
14000:14999	15.284.247,37	5,83%	1.053	5,78%
15000:15999	15.248.807,40	5,81%	984	5,40%
16000:16999	14.128.829,52	5,39%	857	4,70%
17000:17999	12.939.151,19	4,93%	740	4,06%
18000:18999	12.441.805,08	4,74%	673	3,69%
19000:19999	10.528.084,09	4,01%	540	2,96%
20000:20999	10.988.343,66	4,19%	537	2,95%
21000:21999	10.075.830,40	3,84%	469	2,57%
22000:22999	8.452.302,43	3,22%	376	2,06%
23000:23999	7.659.539,01	2,92%	326	1,79%
24000:24999	7.552.118,64	2,88%	309	1,69%
25000:25999	6.195.193,96	2,36%	243	1,33%
26000:26999	4.582.991,58	1,75%	173	0,95%
27000:27999	4.339.813,51	1,65%	158	0,87%
28000:28999	3.707.383,72	1,41%	130	0,71%
29000:29999	3.130.606,98	1,19%	106	0,58%
30000:30999	2.681.260,43	1,02%	88	0,48%
31000:31999	1.984.359,77	0,76%	63	0,35%
32000:32999	2.083.566,29	0,79%	64	0,35%
33000:33999	1.841.007,56	0,70%	55	0,30%
34000:34999	968.381,02	0,37%	28	0,15%
35000:35000	105.000,00	0,04%	3	0,02%
35001:	9.232.618,61	3,52%	222	1,22%
<b>Total</b>	<b>262.300.656,13</b>	<b>100,00%</b>	<b>18.232</b>	<b>100,00%</b>

Statistics in EUR	
Average Amount	14.386,83

**SC Germany Auto 2016-1  
Monthly Investor Report**

**6.1 Original PB (Graph)**

Reporting Date	09.08.2019	
Payment Date	13.08.2019	
Period No	39	
Monthly Period	Aug 2019	
Interest Period	from 15.07.2019	to 13.08.2019 = 29 days
Collection Period	from 01.07.2019	to 31.07.2019



**SC Germany Auto 2016-1  
Monthly Investor Report**

**7. Current Principal Balance**



Reporting Date	09.08.2019	
Payment Date	13.08.2019	
Period No	39	
Monthly Period	Aug 2019	
Interest Period	from 15.07.2019	to 13.08.2019 = 29 days
Collection Period	from 01.07.2019	to 31.07.2019

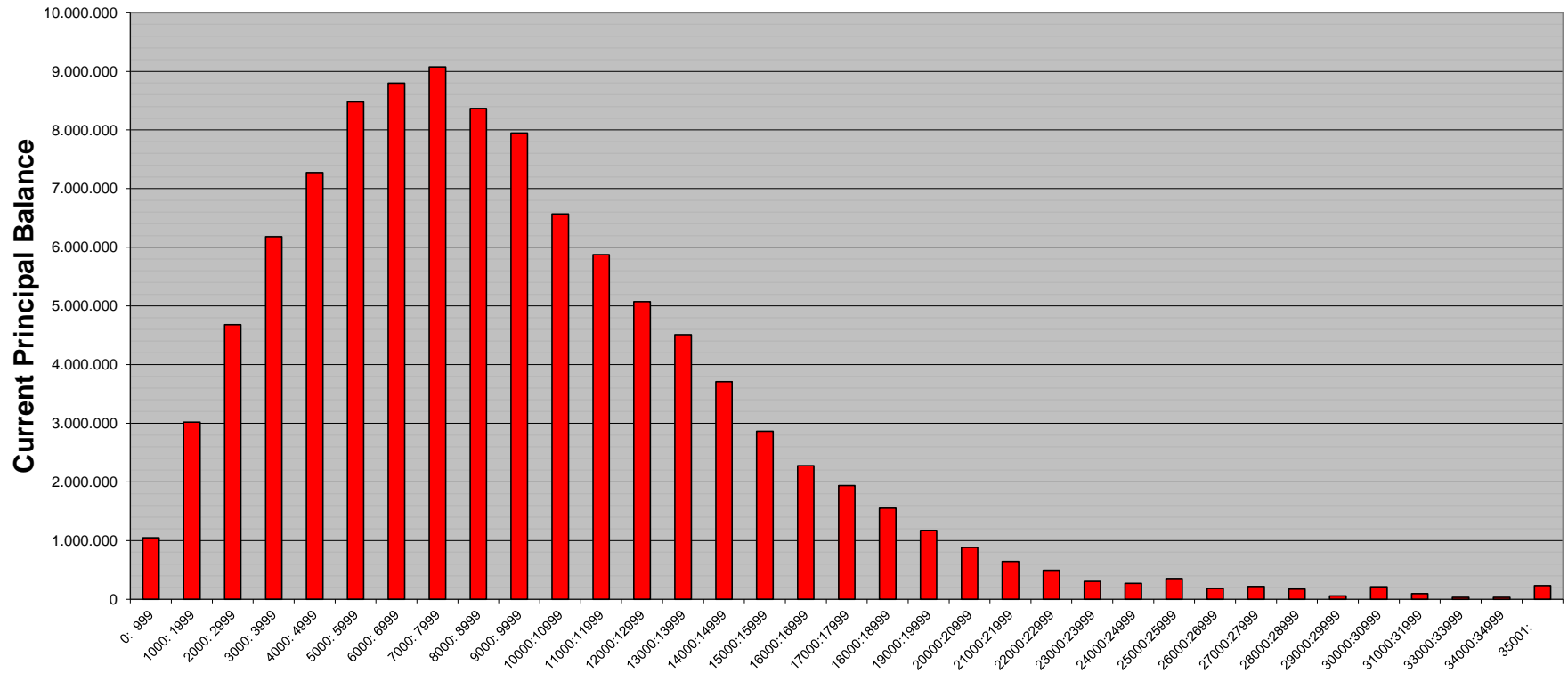
Current Principal Balance (Ranges in EUR)	Current Principal Balance in EUR	Percentage of Total Balance	Number of Loans	Percentage of Total Loans
0: 999	1.046.645,99	1,00%	2.150	11,79%
1000: 1999	3.021.364,25	2,89%	2.000	10,97%
2000: 2999	4.678.717,47	4,47%	1.883	10,33%
3000: 3999	6.181.017,10	5,91%	1.766	9,69%
4000: 4999	7.272.223,01	6,95%	1.612	8,84%
5000: 5999	8.475.912,18	8,10%	1.541	8,45%
6000: 6999	8.799.028,41	8,41%	1.356	7,44%
7000: 7999	9.077.483,89	8,68%	1.212	6,65%
8000: 8999	8.365.186,18	8,00%	986	5,41%
9000: 9999	7.948.707,51	7,60%	839	4,60%
10000:10999	6.571.480,76	6,28%	626	3,43%
11000:11999	5.877.205,33	5,62%	511	2,80%
12000:12999	5.075.386,57	4,85%	407	2,23%
13000:13999	4.511.779,39	4,31%	335	1,84%
14000:14999	3.710.523,56	3,55%	257	1,41%
15000:15999	2.862.421,98	2,74%	185	1,01%
16000:16999	2.273.953,58	2,17%	138	0,76%
17000:17999	1.937.007,89	1,85%	111	0,61%
18000:18999	1.552.169,49	1,48%	84	0,46%
19000:19999	1.172.336,85	1,12%	60	0,33%
20000:20999	882.269,00	0,84%	43	0,24%
21000:21999	644.108,51	0,62%	30	0,16%
22000:22999	494.832,93	0,47%	22	0,12%
23000:23999	305.254,75	0,29%	13	0,07%
24000:24999	269.007,45	0,26%	11	0,06%
25000:25999	355.224,85	0,34%	14	0,08%
26000:26999	184.995,86	0,18%	7	0,04%
27000:27999	218.787,89	0,21%	8	0,04%
28000:28999	171.089,09	0,16%	6	0,03%
29000:29999	59.028,29	0,06%	2	0,01%
30000:30999	212.714,18	0,20%	7	0,04%
31000:31999	94.025,92	0,09%	3	0,02%
33000:33999	33.704,27	0,03%	1	0,01%
34000:34999	34.327,45	0,03%	1	0,01%
35001:	231.128,88	0,22%	5	0,03%
<b>Total</b>	<b>104.601.050,71</b>	<b>100,00%</b>	<b>18.232</b>	<b>100,00%</b>

Statistics	in EUR
Average Amount	5.737,22

**SC Germany Auto 2016-1  
Monthly Investor Report**

**7.1 Current PB (Graph)**

Reporting Date	09.08.2019	
Payment Date	13.08.2019	
Period No	39	
Monthly Period	Aug 2019	
Interest Period	from 15.07.2019	to 13.08.2019 = 29 days
Collection Period	from 01.07.2019	to 31.07.2019



**SC Germany Auto 2016-1  
Monthly Investor Report**

**8. Borrower Concentration**



Reporting Date	09.08.2019	
Payment Date	13.08.2019	
Period No	39	
Monthly Period	Aug 2019	
Interest Period	from 15.07.2019	to 13.08.2019 = 29 days
Collection Period	from 01.07.2019	to 31.07.2019

No	Current Principal Balance in EUR	Percentage of Balance	Number of Loans
1	68.413,07	0,0654%	1
2	43.336,13	0,0414%	1
3	41.497,18	0,0397%	1
4	40.978,87	0,0392%	1
5	36.903,63	0,0353%	1
6	34.327,45	0,0328%	1
7	33.704,27	0,0322%	1
8	31.673,34	0,0303%	1
9	31.211,66	0,0298%	1
10	31.140,92	0,0298%	1
11	30.817,04	0,0295%	1
12	30.816,86	0,0295%	1
13	30.465,41	0,0291%	1
14	30.221,86	0,0289%	1
15	30.196,86	0,0289%	1
16	30.132,16	0,0288%	1
17	30.063,99	0,0287%	1
18	29.734,71	0,0284%	1
19	29.293,58	0,0280%	1
20	28.919,74	0,0276%	1
21	28.880,26	0,0276%	1
22	28.604,15	0,0273%	1
23	28.435,99	0,0272%	1
24	28.206,70	0,0270%	1
25	28.042,25	0,0268%	1
	<b>836.018,08</b>	<b>0,7992%</b>	<b>25</b>

**SC Germany Auto 2016-1  
Monthly Investor Report**

**9. Geographical Distribution**



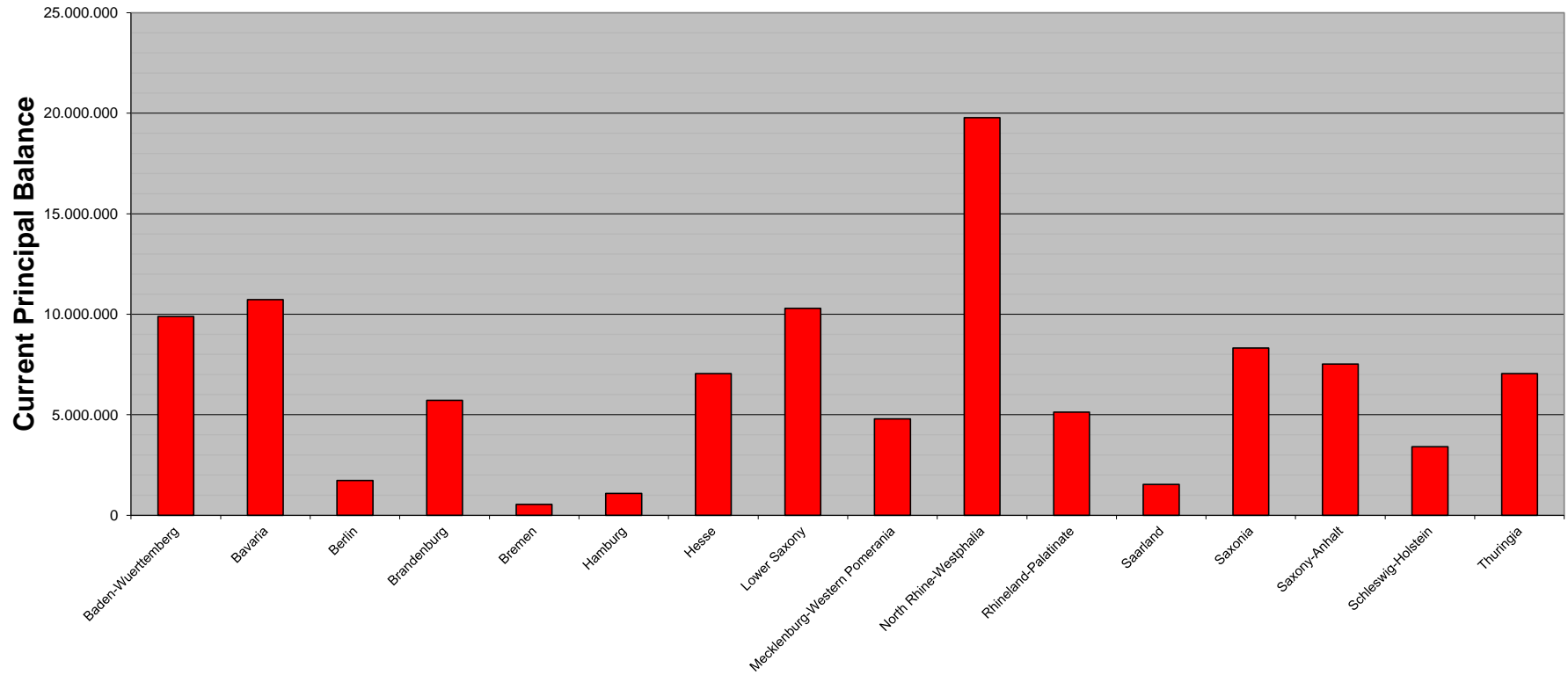
Reporting Date	09.08.2019	
Payment Date	13.08.2019	
Period No	39	
Monthly Period	Aug 2019	
Interest Period	from 15.07.2019	to 13.08.2019 = 29 days
Collection Period	from 01.07.2019	to 31.07.2019

<i>State</i>	<i>Current Principal Balance in EUR</i>	<i>Percentage of Total Balance</i>	<i>Number of Loans</i>	<i>Percentage of Total Loans</i>
Baden-Wuerttemberg	9.894.170,30	9,46%	1.605	8,80%
Bavaria	10.722.021,09	10,25%	1.730	9,49%
Berlin	1.736.396,41	1,66%	316	1,73%
Brandenburg	5.715.330,44	5,46%	1.066	5,85%
Bremen	546.406,05	0,52%	109	0,60%
Hamburg	1.088.948,91	1,04%	187	1,03%
Hesse	7.051.756,67	6,74%	1.187	6,51%
Lower Saxony	10.292.376,13	9,84%	1.850	10,15%
Mecklenburg-Western	4.799.939,43	4,59%	957	5,25%
North Rhine-Westphali	19.777.439,79	18,91%	3.448	18,91%
Rhineland-Palatinate	5.133.045,89	4,91%	807	4,43%
Saarland	1.534.313,51	1,47%	249	1,37%
Saxonia	8.327.854,76	7,96%	1.468	8,05%
Saxony-Anhalt	7.523.442,99	7,19%	1.427	7,83%
Schleswig-Holstein	3.405.088,46	3,26%	681	3,74%
Thuringia	7.052.519,88	6,74%	1.145	6,28%
<b>Total</b>	<b>104.601.050,71</b>	<b>100,00%</b>	<b>18.232</b>	<b>100,00%</b>

**SC Germany Auto 2016-1  
Monthly Investor Report**

**9.1 Geographical Distribution (Graph)**

Reporting Date	09.08.2019	
Payment Date	13.08.2019	
Period No	39	
Monthly Period	Aug 2019	
Interest Period	from 15.07.2019	to 13.08.2019 = 29 days
Collection Period	from 01.07.2019	to 31.07.2019



**SC Germany Auto 2016-1  
Monthly Investor Report**

**10. Object/Vehicle Type**



Reporting Date			09.08.2019		
Payment Date			13.08.2019		
Period No			39		
Monthly Period			Aug 2019		
Interest Period	from	15.07.2019	to	13.08.2019	= 29 days
Collection Period	from	01.07.2019	to	31.07.2019	

<i>Vehicle Type</i>	<i>Current Principal Balance in EUR</i>	<i>Percentage of Total Balance</i>	<i>Number of Loans</i>	<i>Percentage of Total Loans</i>
New Vehicle	47.664.774,73	45,57%	6.699	36,74%
Used Vehicle	56.936.275,98	54,43%	11.533	63,26%
<b>Total</b>	<b>104.601.050,71</b>	<b>100,00%</b>	<b>18.232</b>	<b>100,00%</b>

<i>Object Type</i>	<i>Current Principal Balance in EUR</i>	<i>Percentage of Total Balance</i>	<i>Number of Loans</i>	<i>Percentage of Total Loans</i>
Car	103.443.142,03	98,89%	17.833	97,81%
Motorbike	695.210,35	0,66%	312	1,71%
Leisure	462.698,33	0,44%	87	0,48%
<b>Total</b>	<b>104.601.050,71</b>	<b>100,00%</b>	<b>18.232</b>	<b>100,00%</b>



**SC Germany Auto 2016-1  
Monthly Investor Report**

**11. Insurances**



Reporting Date	09.08.2019	
Payment Date	13.08.2019	
Period No	39	
Monthly Period	Aug 2019	
Interest Period	from 15.07.2019	to 13.08.2019 = 29 days
Collection Period	from 01.07.2019	to 31.07.2019

<i>Payment Protection Insurance</i>	<i>Current Principal Balance in EUR</i>	<i>Percentage of Total Balance</i>	<i>Number of Loans</i>	<i>Percentage of Total Loans</i>
No	30.416.788,80	29,08%	5.262	28,86%
Yes	74.184.261,91	70,92%	12.970	71,14%
<b>Total</b>	<b>104.601.050,71</b>	<b>100,00%</b>	<b>18.232</b>	<b>100,00%</b>

<i>Gap Insurance (Santander Safe)</i>	<i>Current Principal Balance in EUR</i>	<i>Percentage of Total Balance</i>	<i>Number of Loans</i>	<i>Percentage of Total Loans</i>
No	71.715.050,57	68,56%	12.713	69,73%
Yes	32.886.000,14	31,44%	5.519	30,27%
<b>Total</b>	<b>104.601.050,71</b>	<b>100,00%</b>	<b>18.232</b>	<b>100,00%</b>

<i>Repair Cost Insurance (Santander AutoCare)</i>	<i>Current Principal Balance in EUR</i>	<i>Percentage of Total Balance</i>	<i>Number of Loans</i>	<i>Percentage of Total Loans</i>
No	95.580.915,04	91,38%	16.490	90,45%
Yes	9.020.135,67	8,62%	1.742	9,55%
<b>Total</b>	<b>104.601.050,71</b>	<b>100,00%</b>	<b>18.232</b>	<b>100,00%</b>

**SC Germany Auto 2016-1  
Monthly Investor Report**

**12. Type of Contract**



Reporting Date			09.08.2019		
Payment Date			13.08.2019		
Period No			39		
Monthly Period			Aug 2019		
Interest Period	from	15.07.2019	to	13.08.2019	= 29 days
Collection Period	from	01.07.2019	to	31.07.2019	

<i>Contracts w/Balloon Payments</i>	<i>Current Principal Balance in EUR</i>	<i>Percentage of Total Balance</i>	<i>Number of Loans</i>	<i>Percentage of Total Loans</i>
No	46.374.016,77	44,33%	11.882	65,17%
Yes	58.227.033,94	55,67%	6.350	34,83%
- of which balloon rates	47.174.977,18	45,10%		
- of which regular installments	11.052.056,76	10,57%		
<b>Total</b>	<b>104.601.050,71</b>	<b>100,00%</b>	<b>18.232</b>	<b>100,00%</b>

<i>Balloon Loans - Original Term in months</i>	<i>Balloon Rates in EUR</i>	<i>Balloon Rates in % of Total Balloon Rates</i>	<i>Number of Balloon Loans</i>	<i>Percentage of Total Balloon Loans</i>
39:51	10.685.800,66	22,65%	1.354	21,32%
52:64	36.486.879,19	77,34%	4.994	78,65%
65:72	2.297,33	0,00%	2	0,03%
<b>Total</b>	<b>47.174.977,18</b>	<b>100,00%</b>	<b>6.350</b>	<b>100,00%</b>

<i>Balloon Loans - Remaining Term in months</i>	<i>Balloon Rates in EUR</i>	<i>Balloon Rates in % of Total Balloon Rates</i>	<i>Number of Balloon Loans</i>	<i>Percentage of Total Balloon Loans</i>
0:12	28.339.617,17	60,07%	3.818	60,13%
13:25	18.835.360,01	39,93%	2.532	39,87%
<b>Total</b>	<b>47.174.977,18</b>	<b>100,00%</b>	<b>6.350</b>	<b>100,00%</b>

**SC Germany Auto 2016-1  
Monthly Investor Report**

**13. Payment Methods**



Reporting Date			09.08.2019		
Payment Date			13.08.2019		
Period No			39		
Monthly Period			Aug 2019		
Interest Period	from	15.07.2019	to	13.08.2019	= 29 days
Collection Period	from	01.07.2019	to	31.07.2019	

<i>Payment Method</i>	<i>Current Principal Balance in EUR</i>	<i>Percentage of Total Balance</i>	<i>Number of Loans</i>	<i>Percentage of Total Loans</i>
Direct Debit	102.292.540,82	97,79%	17.852	97,92%
Other	2.308.509,89	2,21%	380	2,08%
<b>Total</b>	<b>104.601.050,71</b>	<b>100,00%</b>	<b>18.232</b>	<b>100,00%</b>

<i>Cycle of Payment</i>	<i>Current Principal Balance in EUR</i>	<i>Percentage of Total Balance</i>	<i>Number of Loans</i>	<i>Percentage of Total Loans</i>
15th of month	48.953.903,75	46,80%	8.472	46,47%
1st of month	55.647.146,96	53,20%	9.760	53,53%
<b>Total</b>	<b>104.601.050,71</b>	<b>100,00%</b>	<b>18.232</b>	<b>100,00%</b>

**SC Germany Auto 2016-1  
Monthly Investor Report**

**14. Downpayment**



Reporting Date	09.08.2019	
Payment Date	13.08.2019	
Period No	39	
Monthly Period	Aug 2019	
Interest Period	from 15.07.2019	to 13.08.2019 = 29 days
Collection Period	from 01.07.2019	to 31.07.2019

<i>Downpayment (Ranges in EUR)</i>	<i>Original Principal Balance in EUR</i>	<i>Percentage of Total Balance</i>	<i>Number of Loans</i>	<i>Percentage of Total Loans</i>	<i>Downpayment / Purchase Price in %</i>
No Downpayment	33.941.035,11	32,45%	5.618	30,81%	0,00%
0: 999	3.773.917,51	3,61%	883	4,84%	4,88%
1000: 1999	9.015.630,85	8,62%	1.877	10,30%	10,22%
2000: 2999	10.876.851,89	10,40%	2.008	11,01%	15,09%
3000: 3999	9.244.223,52	8,84%	1.647	9,03%	19,85%
4000: 4999	7.081.235,87	6,77%	1.237	6,78%	24,25%
5000: 5999	8.285.858,11	7,92%	1.341	7,36%	26,75%
6000: 6999	4.854.522,24	4,64%	796	4,37%	30,71%
7000: 7999	3.738.222,89	3,57%	597	3,27%	33,27%
8000: 8999	3.061.672,24	2,93%	488	2,68%	35,92%
9000: 9999	1.560.189,49	1,49%	259	1,42%	40,37%
10000:10999	3.244.530,78	3,10%	523	2,87%	40,28%
11000:11999	1.079.284,99	1,03%	172	0,94%	43,34%
12000:12999	1.290.893,34	1,23%	208	1,14%	44,18%
13000:13999	582.751,30	0,56%	97	0,53%	47,82%
14000:14999	566.583,25	0,54%	88	0,48%	49,41%
15000:15000	557.822,26	0,53%	103	0,56%	49,00%
15001:	1.845.825,07	1,76%	290	1,59%	55,47%
<b>Total</b>	<b>104.601.050,71</b>	<b>100,00%</b>	<b>18.232</b>	<b>100,00%</b>	<b>19,74%</b>

<i>Downpayment and Purchase Price</i>	<i>All Contracts</i>	<i>Contracts with Downpayment</i>
Average downpayment	€ 3.296,65	€ 4.764,91
Average Purchase Price	€ 16.702,71	€ 17.900,27
Minimum Downpayment		€ 100,00
Maximum Downpayment		€ 50.000,00
<b>Downpayment in %</b>	<b>19,74%</b>	<b>26,62%</b>

**SC Germany Auto 2016-1  
Monthly Investor Report**

**15. Effective Interest Rate**



Reporting Date	09.08.2019	
Payment Date	13.08.2019	
Period No	39	
Monthly Period	Aug 2019	
Interest Period	from 15.07.2019	to 13.08.2019 = 29 days
Collection Period	from 01.07.2019	to 31.07.2019

Yield Range *	Current Principal Balance in EUR	Percentage of Total Balance	Number of Loans	Percentage of Total Loans
0: 0	97.032,61	0,09%	10	0,05%
1: 1	13.295.487,93	12,71%	1.747	9,58%
2: 2	22.331.981,76	21,35%	3.248	17,81%
3: 3	41.937.489,17	40,09%	6.746	37,00%
4: 4	18.425.855,81	17,62%	3.924	21,52%
5: 5	5.474.155,22	5,23%	1.532	8,40%
6: 6	2.040.134,63	1,95%	650	3,57%
7: 7	580.767,51	0,56%	214	1,17%
8: 8	292.745,52	0,28%	107	0,59%
9: 9	105.201,19	0,10%	46	0,25%
10:10	20.199,36	0,02%	8	0,04%
<b>Total</b>	<b>104.601.050,71</b>	<b>100,00%</b>	<b>18.232</b>	<b>100,00%</b>

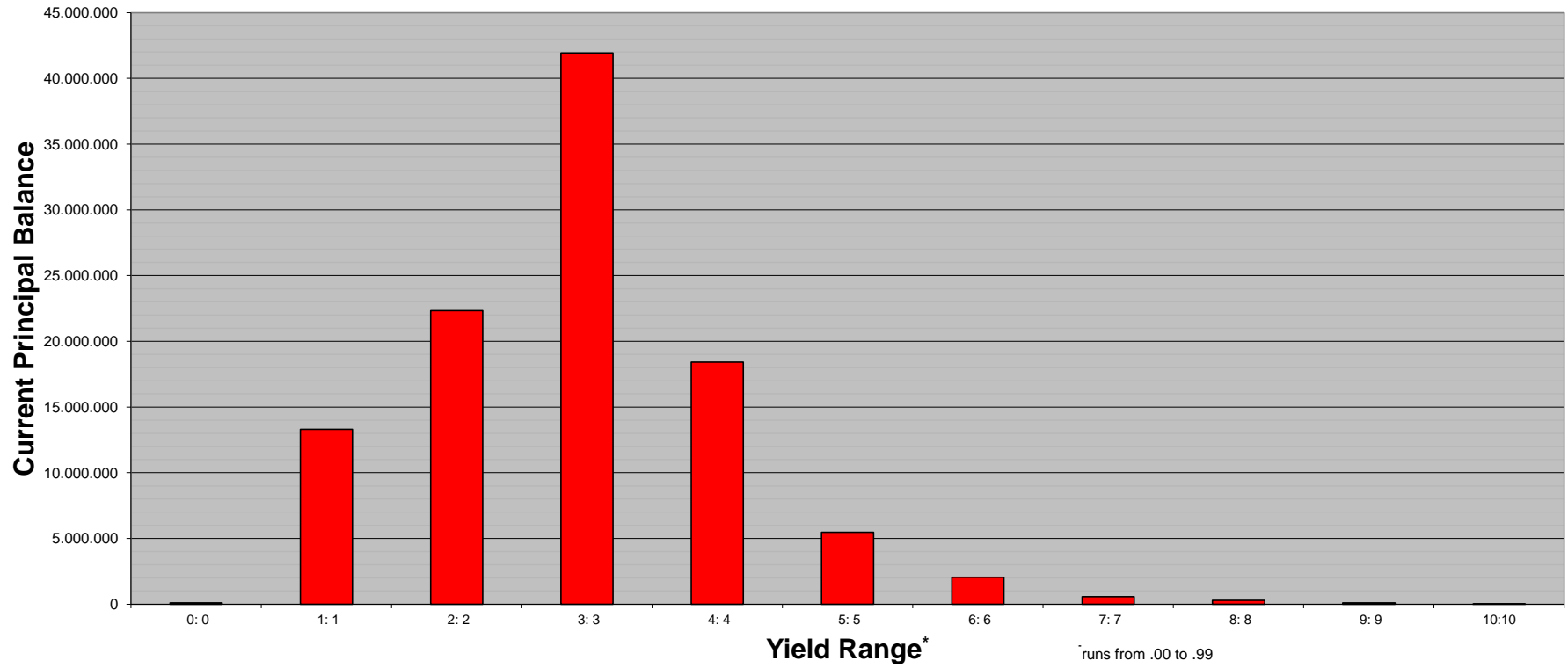
Statistics	in %
WA Interest	3,70%

\* runs from .00 to .99

**SC Germany Auto 2016-1  
Monthly Investor Report**

**15.1 Effective Interest Rate (Graph)**

Reporting Date	09.08.2019	
Payment Date	13.08.2019	
Period No	39	
Monthly Period	Aug 2019	
Interest Period	from 15.07.2019	to 13.08.2019 = 29 days
Collection Period	from 01.07.2019	to 31.07.2019



**SC Germany Auto 2016-1  
Monthly Investor Report**

**16. Seasoning**



Reporting Date			09.08.2019		
Payment Date			13.08.2019		
Period No			39		
Monthly Period			Aug 2019		
Interest Period	from	15.07.2019	to	13.08.2019	= 29 days
Collection Period	from	01.07.2019	to	31.07.2019	

<i>Seasoning in Months</i>	<i>Current Principal Balance in EUR</i>	<i>Percentage of Total Balance</i>	<i>Number of Loans</i>	<i>Percentage of Total Loans</i>
39:41	422.289,75	0,40%	53	0,29%
42:44	28.220.198,25	26,98%	4.048	22,20%
45:47	31.054.876,00	29,69%	5.103	27,99%
48:50	21.158.139,64	20,23%	3.501	19,20%
51:53	11.835.897,35	11,32%	2.332	12,79%
54:56	5.753.659,71	5,50%	1.302	7,14%
57:59	4.052.142,58	3,87%	1.072	5,88%
60:62	1.513.429,66	1,45%	545	2,99%
63:65	319.275,48	0,31%	103	0,56%
66:68	89.334,60	0,09%	41	0,22%
69:71	68.992,86	0,07%	39	0,21%
72:74	53.643,64	0,05%	36	0,20%
75:77	31.402,48	0,03%	20	0,11%
78:80	15.289,23	0,01%	12	0,07%
81:	12.479,48	0,01%	25	0,14%
<b>Total</b>	<b>104.601.050,71</b>	<b>100,00%</b>	<b>18.232</b>	<b>100,00%</b>

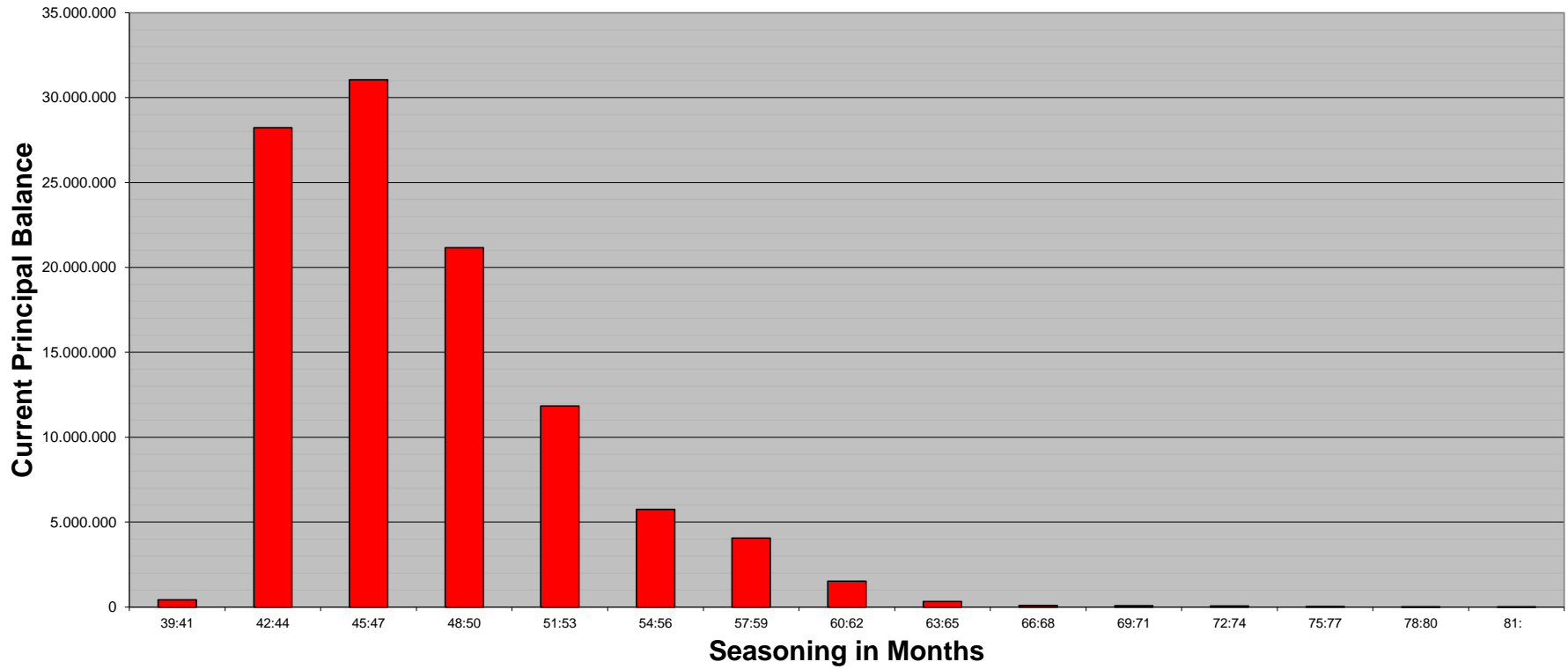
**Statistics**

WA Seasoning	47,72
--------------	-------

**SC Germany Auto 2016-1  
Monthly Investor Report**

**16.1 Seasoning (Graph)**

Reporting Date	09.08.2019	
Payment Date	13.08.2019	
Period No	39	
Monthly Period	Aug 2019	
Interest Period	from 15.07.2019	to 13.08.2019 = 29 days
Collection Period	from 01.07.2019	to 31.07.2019





**SC Germany Auto 2016-1  
Monthly Investor Report**

**17. Remaining Term**



Reporting Date	09.08.2019				
Payment Date	13.08.2019				
Period No	39				
Monthly Period	Aug 2019				
Interest Period	from	15.07.2019	to	13.08.2019	= 29 days
Collection Period	from	01.07.2019	to	31.07.2019	

<i>Remaining Term in Months</i>	<i>Current Principal Balance in EUR</i>	<i>Percentage of Total Balance</i>	<i>Number of Loans</i>	<i>Percentage of Total Loans</i>
0: 6	18.078.586,64	17,28%	4.587	25,16%
7:13	25.095.737,45	23,99%	4.446	24,39%
14:20	31.139.529,67	29,77%	4.644	25,47%
21:27	9.507.730,83	9,09%	1.832	10,05%
28:34	7.347.994,17	7,02%	1.152	6,32%
35:41	10.570.324,27	10,11%	1.273	6,98%
42:48	2.822.296,07	2,70%	296	1,62%
49:55	38.851,61	0,04%	2	0,01%
<b>Total</b>	<b>104.601.050,71</b>	<b>100,00%</b>	<b>18.232</b>	<b>100,00%</b>

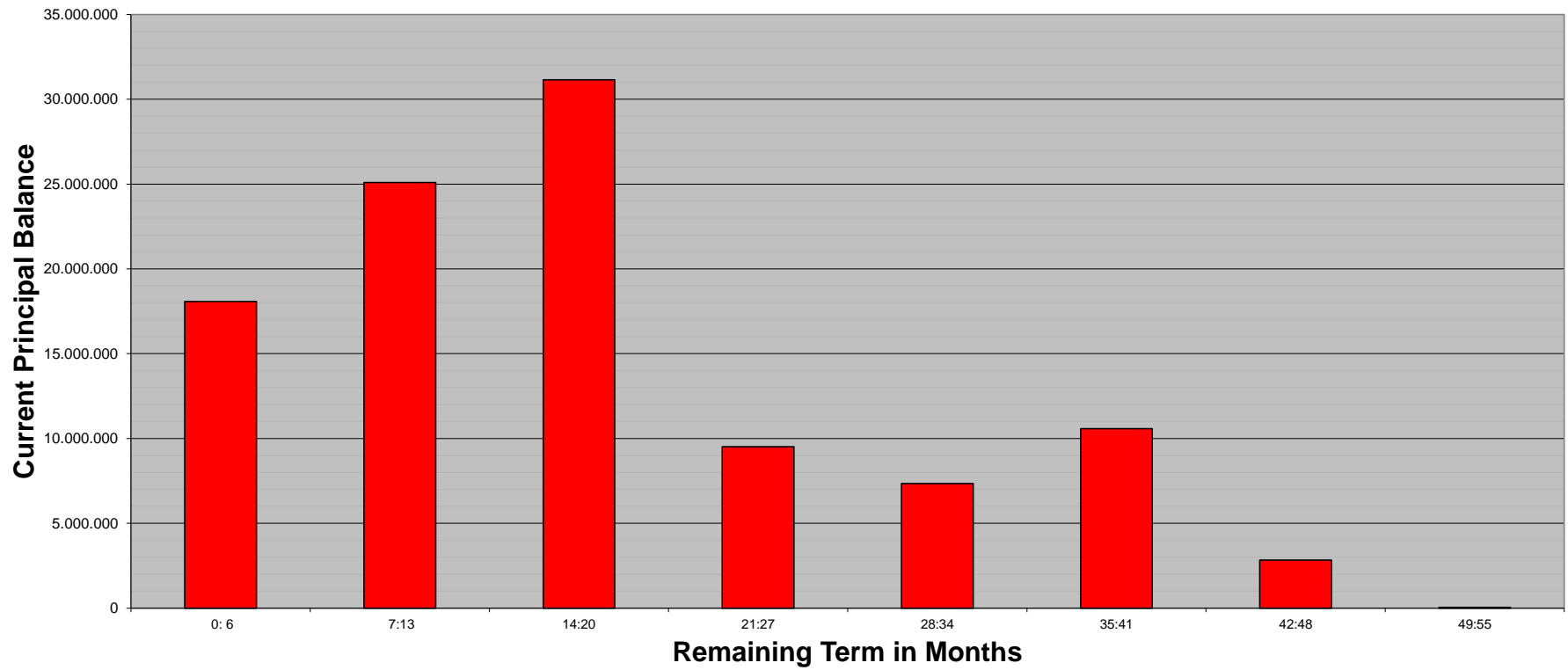
**Statistics**

WA Remaining Term	17,35
-------------------	-------

**SC Germany Auto 2016-1  
Monthly Investor Report**

**17.1 Remaining Term (Graph)**

Reporting Date	09.08.2019	
Payment Date	13.08.2019	
Period No	39	
Monthly Period	Aug 2019	
Interest Period	from 15.07.2019	to 13.08.2019 = 29 days
Collection Period	from 01.07.2019	to 31.07.2019



**SC Germany Auto 2016-1  
Monthly Investor Report**

**18. Original Term**



Reporting Date			09.08.2019		
Payment Date			13.08.2019		
Period No			39		
Monthly Period			Aug 2019		
Interest Period	from	15.07.2019	to	13.08.2019	= 29 days
Collection Period	from	01.07.2019	to	31.07.2019	

<i>Original Term in Months</i>	<i>Current Principal Balance in EUR</i>	<i>Percentage of Total Balance</i>	<i>Number of Loans</i>	<i>Percentage of Total Loans</i>
39:51	12.212.629,56	11,68%	2.876	15,77%
52:64	57.452.229,34	54,93%	9.379	51,44%
65:77	16.736.197,70	16,00%	3.549	19,47%
78:	18.199.994,11	17,40%	2.428	13,32%
<b>Total</b>	<b>104.601.050,71</b>	<b>100,00%</b>	<b>18.232</b>	<b>100,00%</b>

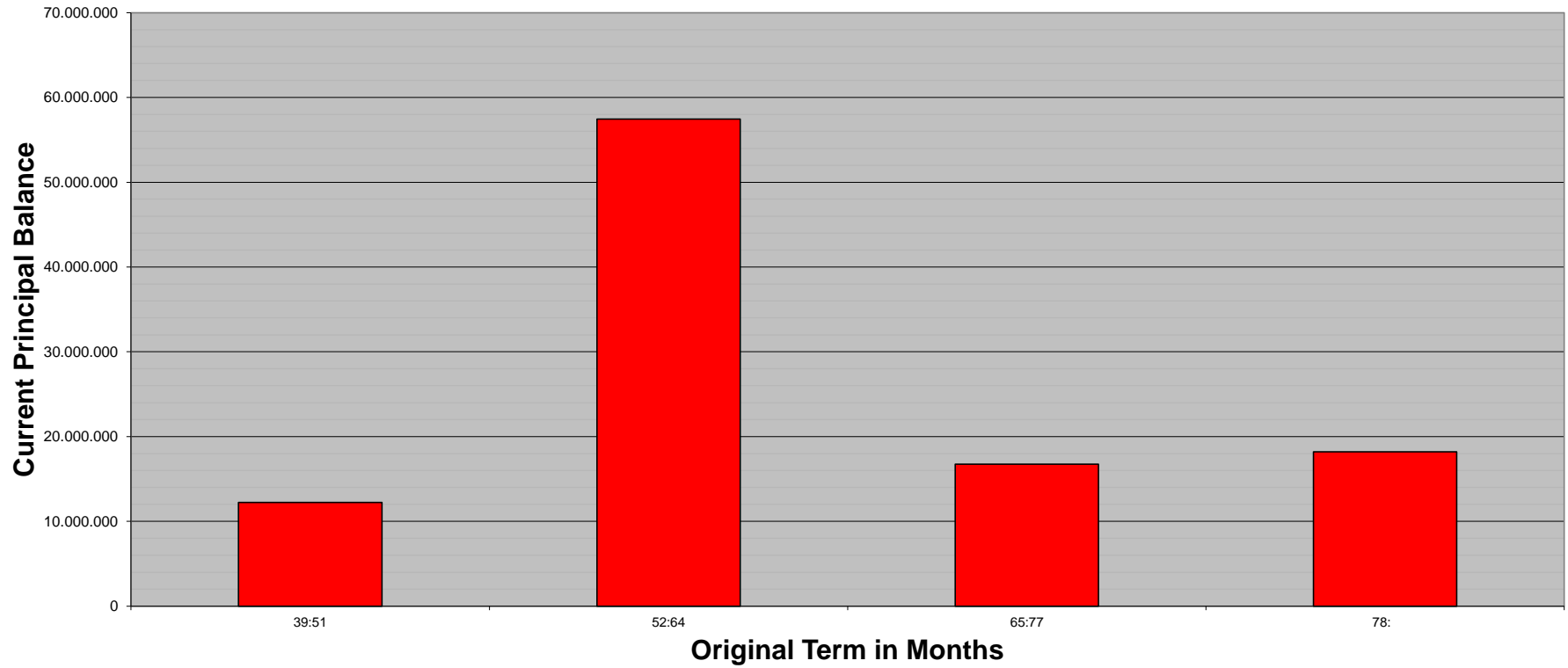
**Statistics**

WA Original Term	65,07
------------------	-------

**SC Germany Auto 2016-1  
Monthly Investor Report**

**18.1 Original Term (Graph)**

Reporting Date	09.08.2019	
Payment Date	13.08.2019	
Period No	39	
Monthly Period	Aug 2019	
Interest Period	from 15.07.2019	to 13.08.2019 = 29 days
Collection Period	from 01.07.2019	to 31.07.2019



**SC Germany Auto 2016-1  
Monthly Investor Report**

**19. Manufacturer Brands**



Reporting Date	09.08.2019	
Payment Date	13.08.2019	
Period No	39	
Monthly Period	Aug 2019	
Interest Period	from 15.07.2019	to 13.08.2019 = 29 days
Collection Period	from 01.07.2019	to 31.07.2019

<i>Manufacturer brands</i>	<i>Current Principal Balance in EUR</i>	<i>Percentage of Total Balance</i>	<i>Number of Loans</i>	<i>Percentage of Total Loans</i>
1	14.407.646,05	13,77%	1.901	10,43%
2	10.049.548,55	9,61%	1.468	8,05%
3	9.745.112,22	9,32%	1.575	8,64%
4	9.559.645,11	9,14%	1.663	9,12%
5	9.362.798,32	8,95%	1.734	9,51%
6	8.672.610,20	8,29%	1.798	9,86%
7	4.431.538,42	4,24%	826	4,53%
8	4.160.240,23	3,98%	581	3,19%
9	3.976.183,70	3,80%	720	3,95%
10	3.891.704,03	3,72%	576	3,16%
11	3.110.760,77	2,97%	567	3,11%
12	2.943.256,22	2,81%	515	2,82%
13	2.794.255,92	2,67%	596	3,27%
14	2.417.594,27	2,31%	512	2,81%
15	2.107.587,62	2,01%	432	2,37%
	<b>91.630.481,63</b>	<b>87,60%</b>	<b>15.464</b>	<b>84,82%</b>

TOP 15 manufacturer brands in alphabetical order:  
Audi, BMW, Citroen, Ford, Hyundai, Kia, Mazda, Mercedes, Nissan, Opel, Peugeot, SEAT (E), Skoda, Suzuki, VW

**SC Germany Auto 2016-1  
Monthly Investor Report**

**20. Priority of Payments + Transaction Costs**



Reporting Date	09.08.2019	
Payment Date	13.08.2019	
Period No	39	
Monthly Period	Aug 2019	
Interest Period	from 15.07.2019	to 13.08.2019 = 29 days
Collection Period	from 01.07.2019	to 31.07.2019

**Priority of Payments**

Available Distribution Amount		11.709.247,93 €
Senior Expenses	-	48.252,04 €
Net Swap Payments	-	- €
Interest Notes Class A	-	- €
Interest Notes Class B	-	30.837,15 €
Payments to Liquidity Reserve Fund	-	2.269.570,79 €
Principal Payments Class A	-	8.877.454,95 €
Principal Payments Class B	-	- €
Payment due to rounding differences	-	33,74 €
Payments to Reserve Fund	-	- €
Payments to Commingling Reserve Ledger	-	n/a
Payments to Set-Off Reserve Ledger	-	n/a
Swap Termination Payments	-	n/a
Interest Subordinated Loan	-	3.195,65 €
Principal Payments Subordinated Loan	-	149.340,11 €
Payments to Seller	=	330.563,50 €

**Transaction Costs**

**All notes**

**Class A**

**Class B**

	All notes	Class A	Class B
Senior Expenses	- 48.252,04 €	- €	- 30.837,15 €
Interest accrued for the Period	- 30.837,15 €	- €	- 30.837,15 €
Cumulative Interest accrued	- 1.255.779,75 €	- €	- 1.255.779,75 €
Interest Payments	- 30.837,15 €	- €	- 30.837,15 €
Cumulative Interest Payments	- 1.255.779,75 €	- €	- 1.255.779,75 €
Interest accrued on Subordinated Loan for the	- 3.195,65 €		
Cumulative Interest accrued on Subordinated	- 274.552,39 €		
Interest Payments on Subordinated Loan	- 3.195,65 €		
Cumulative Interest Payments on Subordinate	- 274.552,39 €		
Unpaid Interest for the Period	- €		
Cumulative Unpaid Interest	- €		

**SC Germany Auto 2016-1  
Monthly Investor Report**

**21.1 Swap Counterparty 1**



Reporting Date	09.08.2019				
Payment Date	13.08.2019				
Period No	39				
Monthly Period	Aug 2019				
Interest Period	from	15.07.2019	to	13.08.2019	= 29 days
Collection Period	from	01.07.2019	to	31.07.2019	

**Swap Counterparty**

Swap Counterparty Banco Santander S.A., London Branch  
Swap Rating Trigger Breach no

Rating Trigger & Current Ratings	Consequenses	Moody's			Fitch			S & P			Trigger breach
		Long Term (CRA)	Short Term (CRA)	Outlook	Long Term	Short Term	Outlook	Long Term	Short Term	Outlook	
1st Rating Trigger	Collateral, Guarantee or Replacement	A3(cr)	-		A	F1		A	A-1		no
2nd Rating Trigger	Guarantee or Replacement	Baa1(cr)	-		BBB-	F3		BBB+	A-1		no
<b>Current Counterparty Ratings</b>		A3(cr)	P-2(cr)	STABLE	A	F1	STABLE	A	A-1	STABLE	

**Current Swap Data**

Swap Type Fixed Floating Interest Rate Swap  
Notional Amount 34.989.269,70  
Fixed Rate -0,4000%  
Floating Rate (Euribor) -0,3940%  
Net Swap Payments 169,11  
Notional Amount next period 30.550.542,22

**Swap Counterparty Details**

Banco Santander S.A., London Branch  
FI Structuring  
2 Triton Square  
Regent's Place  
London, NW1 3AN  
United Kingdom  
Phone +44 20 7756 6960  
Email: robustiano.tubio@santanderagcb.com

**Counterparty Replacement**

Old Counterparty Abbey National Treasury Services plc  
Current Counterparty Banco Santander S.A., London Branch

**Swap Collateral**

Beginning of Period € -  
Cash Outflow € -  
Cash Inflow € -  
End of Period € -

Ratings as of 31.07.2019, data source: Bloomberg

**SC Germany Auto 2016-1  
Monthly Investor Report**

**21.2 Swap Counterparty 2**



Reporting Date	09.08.2019				
Payment Date	13.08.2019				
Period No	39				
Monthly Period	Aug 2019				
Interest Period	from	15.07.2019	to	13.08.2019	= 29 days
Collection Period	from	01.07.2019	to	31.07.2019	

**Swap Counterparty**

Swap Counterparty DZ Bank AG  
Swap Rating Trigger Breach no

Rating Trigger & Current Ratings	Consequenses	Moody's			Fitch			S & P			Trigger breach
		Long Term (CRA)	Short Term (CRA)	Outlook	Long Term	Short Term	Outlook	Long Term	Short Term	Outlook	
1st Rating Trigger	Collateral, Guarantee or Replacement	A3(cr)	-		A	F1		A	A-1		no
2nd Rating Trigger	Guarantee or Replacement	Baa1(cr)	-		BBB-	F3		BBB+	A-1		no
<b>Current Counterparty Ratings</b>		Aa1(cr)	P-1(cr)	STABLE	AA-	F1+	STABLE	AA-	A-1+	STABLE	

**Current Swap Data**

Swap Type Fixed Floating Interest Rate Swap  
Notional Amount 34.989.269,70  
Fixed Rate -0,4000%  
Floating Rate (Euribor) -0,3940%  
Net Swap Payments 169,11  
Notional Amount next period 30.550.542,22

**Swap Counterparty Details**

DZ Bank AG  
Kapitalmärkte Handel / ABS-Emissionen  
Platz der Republik  
60265 Frankfurt am Main  
Germany  
Phone +49 69 7447 4341  
Email: Tom.Oelrich@dzbank.de

**Swap Collateral**

Beginning of Period € -  
Cash Outflow € -  
Cash Inflow € -  
End of Period € -

Ratings as of 31.07.2019, data source: Bloomberg



## SC Germany Auto 2016-1 Monthly Investor Report

### 22. Retention



Reporting Date		09.08.2019				
Payment Date		13.08.2019				
Period No		39				
Monthly Period		13.08.2019				
Interest Period	from	15.07.2019	to	13.08.2019	=	29 days
Collection Period	from	01.07.2019	to	31.07.2019		

Santander Consumer Bank AG confirms its compliance to have continuously retained a net economic interest in the SC Germany Auto 2016-1 securitisation transaction of at least 5% of the securitised Purchased Receivables pursuant to Art. 405 of the CRR (Regulation (EU) No 575/2013 of the European Parliament and of the Council of 26 June 2013) by retaining the regulatory first loss tranche which is represented by the Subordinated Loan of at least 1% and by retaining the regulatory second loss tranche which is represented by the Class B Notes of at least 4%.

Outstanding Principal Balance of Purchased Receivables as of the Offer Date:	599.999.999,80 €
Outstanding Principal Balance of Purchased Receivables as of the beginning of the Monthly Period:	113.478.528,32 €
Outstanding Principal Balance of Purchased Receivables as of the end of the Monthly Period:	104.601.050,71 €
Outstanding Principal Balance of the Subordinated Loan as of the Offer Date:	6.000.000,00 €
Outstanding Principal Balance of the Subordinated Loan as of the beginning of the Monthly Period:	2.418.910,90 €
Outstanding Principal Balance of the Subordinated Loan as of the end of the Monthly Period:	2.269.570,79 €
Outstanding Balance of the Class B Notes as of the Offer Date:	43.500.000,00 €
Outstanding Balance of the Class B Notes as of the beginning of the Monthly Period:	43.500.000,00 €
Outstanding Balance of the Class B Notes as of the end of the Monthly Period:	43.500.000,00 €
Net Economic Interest Ratio as of Offer Date:	8,25%
Net Economic Interest Ratio as of the beginning of the Monthly Period:	40,46%
Net Economic Interest Ratio as of the end of the Monthly Period:	43,76%

**SC Germany Auto 2016-1  
Monthly Investor Report**

**23. Counterparties**



Reporting Date	09.08.2019				
Payment Date	13.08.2019				
Period No	39				
Monthly Period	Aug 2019				
Interest Period	from	15.07.2019	to	13.08.2019	= 29 days
Collection Period	from	01.07.2019	to	31.07.2019	

**Join Lead Managers:**

eMail: shaun.baddeley@santanderpcb.com  
Phone: +44 20 7756 4309

eMail: anne-clairelerin@hsbc.com  
Phone: +44 20 7991 5727

eMail: rainer.bohn@lbbw.de  
Phone: +49 711 12749651

**Paying Agent:**

eMail: mbs.erg.london@usbank.com  
Phone: +44(20)733-02000

**Transaction Account:**

eMail: mbs.erg.london@usbank.com  
Phone: +44(20)733-02000

**Transaction Security Trustee:**

directors-uk@intertrustgroup.com  
Phone: +44 207 398 6300

**Data Trustee:**

eMail: frankfurt@intertrustgroup.com  
Phone: +49 69 643 50 8900

**Banco Santander S.A.**

Santander Global Banking and Markets  
2 Triton Square  
Regent's Place  
London NW1 3AN  
United Kingdom

**HSBC**

8 Canada Square  
London E14 5HQ  
United Kingdom

**LBBW**

Am Hauptbahnhof 2  
70173 Stuttgart  
Germany

**Elavon Financial Services Limited**

5th Floor, 125 Old Broad Street  
London EC2N 1AR  
United Kingdom

**Elavon Financial Services Limited**

5th Floor, 125 Old Broad Street  
London EC2N 1AR  
United Kingdom

**Intertrust Trustees Limited**

35 Great St. Helen's  
London EC3A 6AP  
United Kingdom

**Intertrust (Deutschland) GmbH**

Grüneburgweg 58-62  
60322 Frankfurt am Main  
Germany

**Rating Agencies:**

**Moody's Deutschland GmbH**

Strutred Finance Monitoring  
An der Welle 5  
60322 Frankfurt am Main  
Germany

**Fitch Ratings Limited**

Strutred Finance Monitoring  
30 North Colonnade, Canary Wharf  
London E14 5GN  
United Kingdom

**Standard & Poor's Ratings Services**

Structured Finance  
20 Canada Square  
E14 5LH London  
United Kingdom

Moody's			Fitch			S & P			Counterparty status
Long Term (CRA)	Short Term (CRA)	Outlook	Long Term	Short Term	Outlook	Long Term	Short Term	Outlook	
A3(cr)	P-2(cr)	STABLE	A	F1	STABLE	A	A-1	STABLE	performing
Aa2(cr)	P-1(cr)	STABLE	AA-	F1+	-	AA-	A-1+	STABLE	performing
Aa3(cr)	P-1(cr)	STABLE	A-	F1	STABLE	-	-	-	performing
-	P-1	STABLE	AA-	F1+	STABLE	AA-	A-1+	STABLE	performing
-	P-1	STABLE	AA-	F1+	STABLE	AA-	A-1+	STABLE	performing
-	-	-	-	-	-	-	-	-	performing
-	-	-	-	-	-	-	-	-	performing

Ratings as of 31.07.2019, data source: Bloomberg

**SC Germany Auto 2016-1  
Monthly Investor Report**

**24. Issuer Information**



Reporting Date		09.08.2019			
Payment Date		13.08.2019			
Period No		39			
Monthly Period		Aug 2019			
Interest Period	from	15.07.2019	to	13.08.2019	= 29 days
Collection Period	from	01.07.2019	to	31.07.2019	

**Deal Name:** SC Germany Auto 2016-1

**Issuer:** SC Germany Auto 2016-1 UG (haftungsbeschränkt)  
The Managing Directors  
Steinweg 3-5  
60313 Frankfurt am Main  
Germany  
eMail fradirectors@wilmingtontrust.com  
fax +49 (0) 69 2992 5387

**LEI:** 52990093HIMTZBXGPE94

**Seller of the Receivables:** Santander Consumer Bank AG

**Servicer Name:** Santander Consumer Bank AG

**Reporting Entity:** Santander Consumer Bank AG  
Capital Markets  
Santander-Platz 1  
41061 Mönchengladbach  
Germany  
eMail abs\_ger@santander.de  
fax +49 (0) 2161 690 7077

**SPV-Administrator:** Wilmington Trust SP Services (Frankfurt) GmbH  
Steinweg 3-5  
60313 Frankfurt am Main  
Germany  
eMail fradirectors@wilmingtontrust.com  
fax +49 (0) 69 2992 5387

**SC Germany Auto 2016-1  
Monthly Investor Report**

**25. Santander Consumer Bank**



**Contact Details**

**Capital Markets**

Peter René Müller +49-2161-690-7337  
 Tomasz Osipowicz +49-2161-690-7046  
 Robert Westermann +49-2161-690-7424  
 Bastian Menges +49-2161-690-7085  
 Stefan Zilligen +49-2161-690-6069  
 Team ABS

[peterrene.mueller@santander.de](mailto:peterrene.mueller@santander.de)  
[tomasz.osipowicz@santander.de](mailto:tomasz.osipowicz@santander.de)  
[robert.westermann@santander.de](mailto:robert.westermann@santander.de)  
[bastian.menges@santander.de](mailto:bastian.menges@santander.de)  
[stefan.zilligen@santander.de](mailto:stefan.zilligen@santander.de)  
[abs\\_ger@santander.de](mailto:abs_ger@santander.de)

Reporting Date	09.08.2019				
Payment Date	13.08.2019				
Period No	39				
Monthly Period	Aug 2019				
Interest Period	from	15.07.2019	to	13.08.2019	= 29 days
Collection Period	from	01.07.2019	to	31.07.2019	

**Ratings Santander**

**Banco Santander S.A.**

**Santander Consumer Finance S.A.**

**Santander Consumer Bank AG**

Moody's			Fitch			S & P		
Long Term (CRA)	Short Term (CRA)	Outlook	Long Term	Short Term	Outlook	Long Term	Short Term	Outlook
A3(cr)	P-2(cr)	STABLE	A	F1	STABLE	A	A-1	STABLE
A3(cr)	P-2(cr)	STABLE	A-	F2	STABLE	A-	A-2	STABLE
-	-	-	A-	F2	STABLE	A-	A-2	STABLE

Ratings as of 31.07.2019, data source: Bloomberg

## SC Germany Auto 2016-1 Monthly Investor Report

### 26. Glossary



Reporting Date		09.08.2019				
Payment Date		13.08.2019				
Period No		39				
Monthly Period		Aug 2019				
Interest Period	from	15.07.2019	to	13.08.2019	=	29 days
Collection Period	from	01.07.2019	to	31.07.2019		

<b>Aggregate Outstanding Principal Amount:</b>	Shall mean in respect of all Purchased Receivables at any time, the aggregate of the Outstanding Principal Amounts of all Purchased Receivables which, as of such time, are not defaulted receivables.
<b>Balloon Loan:</b>	A loan where the final payment due is higher than any of the previous loan instalments payable by the relevant debtor.
<b>Balloon Payment:</b>	The final payment of a balloon loan.
<b>Defaulted Contracts/Defaults:</b>	Shall mean as of any date, any purchased receivable which has been declared due and payable in full in accordance to the Credit and Collection Policy which in principal is between 120 and 180 calendar days after the due date.
<b>Delinquent Receivable:</b>	Shall mean as of any date, any purchased receivable which is more than 30 days overdue and not a defaulted contract.
<b>Downpayment:</b>	The initial upfront portion of the total net amount due at the time of finalizing the contract.
<b>Excess Spread:</b>	Excess Spread equals WA Portfolio Yield minus Fixed Swap Rate minus WA Notes Margin
<b>Gap Insurance:</b>	Insurance which covers the risk that loss is incurred if the relevant Financed Vehicle has to be completely written off (total damage) due to fire, accident (irrespective of whether such accident was caused by the Debtor or a third party), flooding or theft
<b>Legal Maturity:</b>	Final Payment date on which all outstanding notes will mature.
<b>Expected Maturity:</b>	Maturity date of the notes under the assumption of inter alia (a) a 14% constant prepayment rate, (b) an exercised Clean-Up Call at 10% and (c) 0% cumulative gross losses.
<b>Leisure:</b>	Is composed of motorised and not motorised caravans and campers.
<b>Payment Protection Insurance:</b>	Insurance, composed of life insurance and/or accident insurance and/or temporary disability insurance and/or unemployment insurance, which covers the risk that a Debtor in its capacity as insured person is unable to pay the Loan Instalments owed by such Debtor life insurance
<b>Recoveries:</b>	Any amount received on defaulted contracts
<b>Repair Cost Insurance:</b>	Insurance which covers repair costs for the repair of certain important components of the Financed Vehicle
<b>Set-Off Reserves (X/Y):</b>	Protection against set-off risks due to (X) capitalized service fees (e.g. Payment Protection Insurance, Gap Insurance, Repair Cost Insurance) and (Y) deposits
<b>Used Vehicle</b>	Shall mean any Financed Vehicle the date of purchase of which by the relevant debtor was later than 12 months after the date of first registration of such Financed Vehicle