

SC Germany Auto 2016-1 Monthly Investor Report



DEUTSCHER
VERBRIEFUNGSSTANDARD



 Santander

SC Germany Auto 2016-1 Monthly Investor Report

Cover Sheet Monthly Investor Report



Reporting Date	11.09.2019				
Payment Date	13.09.2019				
Period No	40				
Monthly Period	Sep 2019				
Interest Period	from	13.08.2019	to	13.09.2019	= 31 days
Collection Period	from	01.08.2019	to	31.08.2019	

Index

Page

1. Portfolio Information	1
2. Reserve Accounts	2
3. Delinquency Data	3
4. Default Data	4
4.1 Default Data per Quarter	5
5. Outstanding Notes	6
6. Original Principal Balance	7
6.1 Original PB (Graph)	8
7. Current Principal Balance	9
7.1 Current PB (Graph)	10
8. Borrower Concentration	11
9. Geographical Distribution	12
9.1 Geographical (Graph)	13
10. Object/Vehicle Type	14
11. Insurances	15
12. Contract Type	16
13. Payment Methods	17
14. Downpayment	18
15. Effective Interest Rate	19
15.1. Effective Interest Rate (Graph)	20
16. Seasoning	21
16.1 Seasoning (Graph)	22
17. Remaining Term	23
17.1 Remaining Term (Graph)	24
18. Original Term	25
18.1 Original Term (Graph)	26
19. Manufacturer Brands	27
20. Priority of Payments + Transaction Costs	28
21.1 Swap Counterparty 1 Data	29
21.2 Swap Counterparty 2 Data	30
22. Retention	31
23. Counterparties	32
24. Issuer Information	33
25. Santander Consumer Bank	34
26. Glossary	35

**SC Germany Auto 2016-1
Monthly Investor Report**

1. Portfolio Information



Reporting Date	11.09.2019				
Payment Date	13.09.2019				
Period No	40				
Monthly Period	Sep 2019				
Interest Period from	13.08.2019	to	13.09.2019	=	31 days
Collection Period from	01.08.2019	to	31.08.2019		

Outstanding Receivables	No. of Contracts	current period		previous period	
			Aggregate Outstanding Principal Amount		Aggregate Outstanding Principal Amount
Beginning of Period	18.232	€	104.601.050,71	€	113.478.528,32
Scheduled Principal Payments		€	5.220.314,59		
Prepayment Principal		€	2.111.456,05		
Others		€	19.730,55		
Total Principal Collections		€	7.351.501,19	€	8.846.891,77
Total Interest Collections		€	368.092,46	€	419.790,29
Defaults		€	14.289,38	€	30.585,84
End of Period	17.183	€	97.235.260,14	€	104.601.050,71
Current Prepayment Rate (annualised)			21,7%		

**SC Germany Auto 2016-1
Monthly Investor Report**

2. Reserve Accounts



Reporting Date	11.09.2019				
Payment Date	13.09.2019				
Period No	40				
Monthly Period	Sep 2019				
Interest Period from	13.08.2019	to	13.09.2019	=	31 days
Collection Period from	01.08.2019	to	31.08.2019		

Note Balance

Beginning of Period	€	104.601.084,45
End of Period	€	97.235.306,10

Reserve Accounts

Reserve Account	in %		Trigger Event y/n
Beginning of Period	2,17%	€ 2.269.570,79	
Cash Outflow		€ 177.549,10	
Cash Inflow		€ -	
End of Period	2,15%	€ 2.092.021,69	
Required Reserve Fund	2,15%	€ 2.092.021,69	
(thereof) Liquidity Reserve Account			
Beginning of Period	2,17%	€ 2.269.570,79	
Cash Outflow		€ 177.549,10	
Cash Inflow		€ -	
End of Period	2,15%	€ 2.092.021,69	
Required Liquidity Reserve Fund		€ 2.092.021,69	
Commingling Reserve			
Beginning of Period	13,97%	€ 14.607.760,79	yes
Cash Outflow		€ 1.398.647,60	
Cash Inflow		€ -	
End of Period	13,58%	€ 13.209.113,19	
Required Commingling Reserve Fund		€ 13.209.113,19	
Set-Off Reserve (X)			
Beginning of Period	2,90%	€ 3.036.625,14	
Cash Outflow		€ 231.287,71	
Cash Inflow		€ -	
End of Period	2,89%	€ 2.805.337,43	
Required Set-Off Reserve (X) Fund		€ 2.805.337,43	
Set-Off Reserve (Y)			
Beginning of Period	0,25%	€ 258.288,04	yes
Cash Outflow		€ 19.119,88	
Cash Inflow		€ -	
End of Period	0,25%	€ 239.168,16	
Required Set-Off Reserve (Y) Fund		€ 239.168,16	
Current Set-Off (Y) Amount		€ 239.168,16	
Set-Off Amount (per Loan)		€ 13,92	
Set-Off Amount (in % of Outstanding Balance)		0,25%	

SC Germany Auto 2016-1 Monthly Investor Report

3. Delinquency Data



Note Balance

Beginning of Period	€	104.601.084,45
End of Period	€	97.235.306,10

Reporting Date	11.09.2019				
Payment Date	13.09.2019				
Period No	40				
Monthly Period	Sep 2019				
Interest Period	from	13.08.2019	to	13.09.2019	= 31 days
Collection Period	from	01.08.2019	to	31.08.2019	

Delinquency Data and Ratios

	3-MRA* / current ratio	Amount at risk		Overdue amount	Number of Loans	
3-MRA* 1- 30 days past due	0,31%					
1- 30 days past due period before previous period		€	267.193,92	€	89.363,39	28
1- 30 days past due previous period		€	423.089,73	€	105.627,72	53
1- 30 days past due current period	0,28%	€	294.189,89	€	105.745,15	44
3-MRA* 31- 60 days past due	0,26%					
31- 60 days past due period before previous period		€	396.124,33	€	80.598,67	50
31- 60 days past due previous period		€	199.413,71	€	28.504,17	28
31- 60 days past due current period	0,20%	€	210.614,61	€	50.441,22	31
3-MRA* 61-90 days past due	0,10%					
61- 90 days past due period before previous period		€	89.500,31	€	22.415,45	15
61- 90 days past due previous period		€	89.598,18	€	26.820,93	15
61- 90 days past due current period	0,12%	€	128.499,53	€	16.211,46	14
3-MRA* 91-120 days past due	0,08%					
91- 120 days past due period before previous period		€	108.618,04	€	20.208,03	14
91- 120 days past due previous period		€	73.926,42	€	11.248,14	16
91- 120 days past due current period	0,06%	€	60.922,17	€	11.426,82	9
3-MRA* 121-150 days past due	0,06%					
121- 150 days past due period before previous period		€	71.985,34	€	33.903,11	6
121- 150 days past due previous period		€	86.110,95	€	11.524,58	9
121- 150 days past due current period	0,03%	€	27.724,04	€	7.492,01	7
3-MRA* 151-180 days past due	0,03%					
151- 180 days past due period before previous period		€	14.341,66	€	2.636,74	2
151- 180 days past due previous period		€	36.315,54	€	17.573,34	4
151- 180 days past due current period	0,03%	€	33.770,48	€	6.933,76	4

* 3-MRA stands for three months rolling average

SC Germany Auto 2016-1 Monthly Investor Report

4. Default Data



Reporting Date	11.09.2019	
Payment Date	13.09.2019	
Period No	40	
Monthly Period	Sep 2019	
Interest Period	from 13.08.2019	to 13.09.2019 = 31 days
Collection Period	from 01.08.2019	to 31.08.2019

Note Balance

Beginning of Period	104.601.084,45 €
End of Period	97.235.306,10 €

Default Data and Ratios

	Amount	Number of Loans
Current Default		
Current Period Gross Default	14.289,38 €	
Current Period Recoveries	17.311,15 €	
Current Period Net Default	- 3.021,77 €	
New Number of Defaulted Contracts		4
Cumulative Default		
Cumulative Gross Default	1.580.418,21 €	
Cumulative Recoveries	297.038,17 €	
Cumulative Net Default	1.283.380,04 €	
Total Number of Defaulted Contracts		254
3-MRA* / current ratio	Ratio	
3-MRA* Annualised Net Default Ratio (New Default)	0,10%	
Annualised Loss Ratio period before previous period	0,26%	
Annualised Loss Ratio previous period	0,09%	
Annualised Loss Ratio current period	-0,04%	
Principal Deficiency		
Principal Deficiency period before previous period	- €	Trigger Event y/n
Principal Deficiency previous period	- €	no
Principal Deficiency current period	- €	
PDL Trigger	7.500.000,00 €	
Repurchased Assets		
Current Repurchased Asset Amount through breach of warranty or voluntary buyback	- €	
Cumulative Repurchased Asset Amount through breach of warranty or voluntary buyback	- €	

* 3-MRA stands for three months rolling average

SC Germany Auto 2016-1
Monthly Investor Report

4.1 Default Data per Quarter



Reporting Date	11.09.2019				
Payment Date	13.09.2019				
Period No	40				
Monthly Period	Sep 2019				
Interest Period	from	13.08.2019	to	13.09.2019	= 31 days
Collection Period	from	01.08.2019	to	31.08.2019	

Quarter of Default	Periods	New Defaults	Recoveries	Recoveries in Quarter														
				Q2 2016	Q3 2016	Q4 2016	Q1 2017	Q2 2017	Q3 2017	Q4 2017	Q1 2018	Q2 2018	Q3 2018	Q4 2018	Q1 2019	Q2 2019	Q3 2019	
Q2 2016	1-2	0,00	0,00	0,00	0,00	0,00	0,00	0,00	0,00	0,00	0,00	0,00	0,00	0,00	0,00	0,00	0,00	
Q3 2016	3-5	59.238,42	11.734,36	0,00	270,00	739,00	680,00	595,00	1.643,98	420,00	710,00	1.660,00	1.135,63	760,00	1.375,33	1.307,52	496,90	
Q4 2016	6-8	78.829,89	9.290,41	0,00	0,00	150,00	712,22	936,66	1.848,25	560,00	883,28	615,00	450,00	800,00	840,00	1.065,00	630,00	
Q1 2017	9-11	127.211,89	25.286,36	0,00	0,00	0,00	1.002,34	1.400,87	5.104,97	2.969,13	1.820,00	1.825,00	5.256,41	1.745,97	1.450,00	1.361,67	1.350,00	
Q2 2017	12-14	134.983,21	77.263,94	0,00	0,00	0,00	0,00	110,00	735,00	2.470,00	12.859,96	49.267,23	2.899,80	2.535,63	4.655,23	1.701,15	1.030,00	
Q3 2017	15-17	200.796,64	21.769,45	0,00	0,00	0,00	0,00	0,00	5.080,00	2.066,30	1.729,29	1.064,33	859,76	1.338,09	250,00	8.652,75	753,94	
Q4 2017	18-20	185.416,45	41.647,94	0,00	0,00	0,00	0,00	0,00	0,00	7.175,96	6.256,46	9.938,93	2.948,73	4.707,10	4.976,66	2.882,29	2.761,81	
Q1 2018	21-23	170.691,87	49.277,63	0,00	0,00	0,00	0,00	0,00	0,00	0,00	1.923,95	10.522,12	10.439,66	5.223,77	2.592,23	2.532,86	16.043,05	
Q2 2018	24-26	92.409,12	14.111,04	0,00	0,00	0,00	0,00	0,00	0,00	0,00	0,00	390,00	4.723,00	3.559,87	4.603,17	620,00	305,00	
Q3 2018	27-29	159.095,09	14.849,39	0,00	0,00	0,00	0,00	0,00	0,00	0,00	0,00	0,00	976,00	2.697,36	7.573,85	2.742,18	860,00	
Q4 2018	30-32	87.672,96	6.507,95	0,00	0,00	0,00	0,00	0,00	0,00	0,00	0,00	0,00	0,00	1.475,02	1.498,57	2.972,34	562,02	
Q1 2019	33-35	149.046,67	9.156,29	0,00	0,00	0,00	0,00	0,00	0,00	0,00	0,00	0,00	0,00	0,00	1.361,06	6.946,32	850,00	
Q2 2019	36-38	100.160,98	16.081,42	0,00	0,00	0,00	0,00	0,00	0,00	0,00	0,00	0,00	0,00	0,00	0,00	1.299,50	14.781,92	
Q3 2019	39-40	44.875,22	0,00	0,00	0,00	0,00	0,00	0,00	0,00	0,00	0,00	0,00	0,00	0,00	0,00	0,00	0,00	
Total		1.580.418,21	297.038,17	0,00	270,00	889,00	2.394,56	3.042,53	14.412,20	15.661,39	25.982,93	74.192,58	29.689,96	24.842,78	31.152,00	34.083,58	40.424,64	

**SC Germany Auto 2016-1
Monthly Investor Report**

5. Outstanding Notes



Reporting Date	11.09.2019				
Payment Date	13.09.2019				
Period No	40				
Monthly Period	Sep 2019				
Interest Period from	13.08.2019	to	13.09.2019	=	31 days
Collection Period from	01.08.2019	to	31.08.2019		

1. Note Balance	All notes	Class A	Class B	
General Note Information				
ISIN Code		XS1405757714	XS1405762045	
Currency		EUR	EUR	
Initial Tranching	in %	92,75%	7,25%	
Legal Maturity		Dec 2025	Dec 2025	
Expected Maturity		Jun 2020	Jun 2020	
Original Rating (Fitch / Moody's / S&P)		AAAsf/Aaa(sf)/AAA (sf)	NR/NR/NR	
Current Rating (Fitch / Moody's / S&P)*		AAAsf/Aaa(sf)/AAA (sf)	NR/NR/NR	
Initial Notes Aggregate Principal Outstanding Balance	600.000.000,00 €	556.500.000,00 €	43.500.000,00 €	
Initial Nominal per Note		100.000,00 €	100.000,00 €	
Initial Number of Notes per Class		5.565	435	
Current Note Information				
Class Principal Outstanding Balance Beginning of Period	104.601.084,45 €	61.101.084,45 €	43.500.000,00 €	
Available Distribution Amount	10.006.509,33 €			
Amortisation	7.365.778,35 €			
Redemption per Class	7.365.778,35 €	7.365.778,35 €	0,00 €	
Redemption per Note		1.323,59 €	0,00 €	
Class Principal Outstanding Balance End of Period	97.235.306,10 €	53.735.306,10 €	43.500.000,00 €	
Current Tranching		55,3%	44,7%	
Current Pool Factor		0,10	1,00	
2. Payments to Investors per Note				
Interest Rate Basis: 1-M Euribor / Spread / Fixed Rate	-0,403%	+32 bps	0,88%	
DayCount Convention		act/360	act/360	
Interest Days	31			
Principal Outstanding per Note Beginning of Period		10.979,53 €	100.000,00 €	
> Principal Repayment per Note		1.323,59 €	0,00 €	
Principal Outstanding per Note End of Period		9.655,94 €	100.000,00 €	
> Interest accrued for the period		0,00 €	32.964,30 €	
Interest Payment		0,00 €	32.964,30 €	
Interest Payment per Note		0,00 €	75,78 €	
3. Credit Enhancements				
Initial total CE (Subordination, Reserve)		8,25%	1,00%	
Current CE (incl. Excess Spread)		50,41%	5,67%	
Current CE (excl. Excess Spread)		46,89%	2,15%	
4. Placement Disclosure				
Pre-placed privately with investors which are not in the OG		- €	- €	At Closing
Retained by a member of the OG		- €	43.500.000 €	At Closing
Publicly offered to investors which are not in the OG		556.500.000 €	- €	At Closing
Privately-placed with investors which are not in the OG		- €	- €	Current Period
Retained by a member of the OG		- €	43.500.000 €	Current Period
Publicly-placed with investors which are not in the OG		53.735.306 €	- €	Current Period
Initially retained by a member of the OG, but subsequently placed with investors		- €	- €	Current Period

OG stands for Originator Group
* Last rating action as of 31.05.2016

**SC Germany Auto 2016-1
Monthly Investor Report**

6. Original Principal Balance



Reporting Date	11.09.2019	
Payment Date	13.09.2019	
Period No	40	
Monthly Period	Sep 2019	
Interest Period	from 13.08.2019	to 13.09.2019 = 31 days
Collection Period	from 01.08.2019	to 31.08.2019

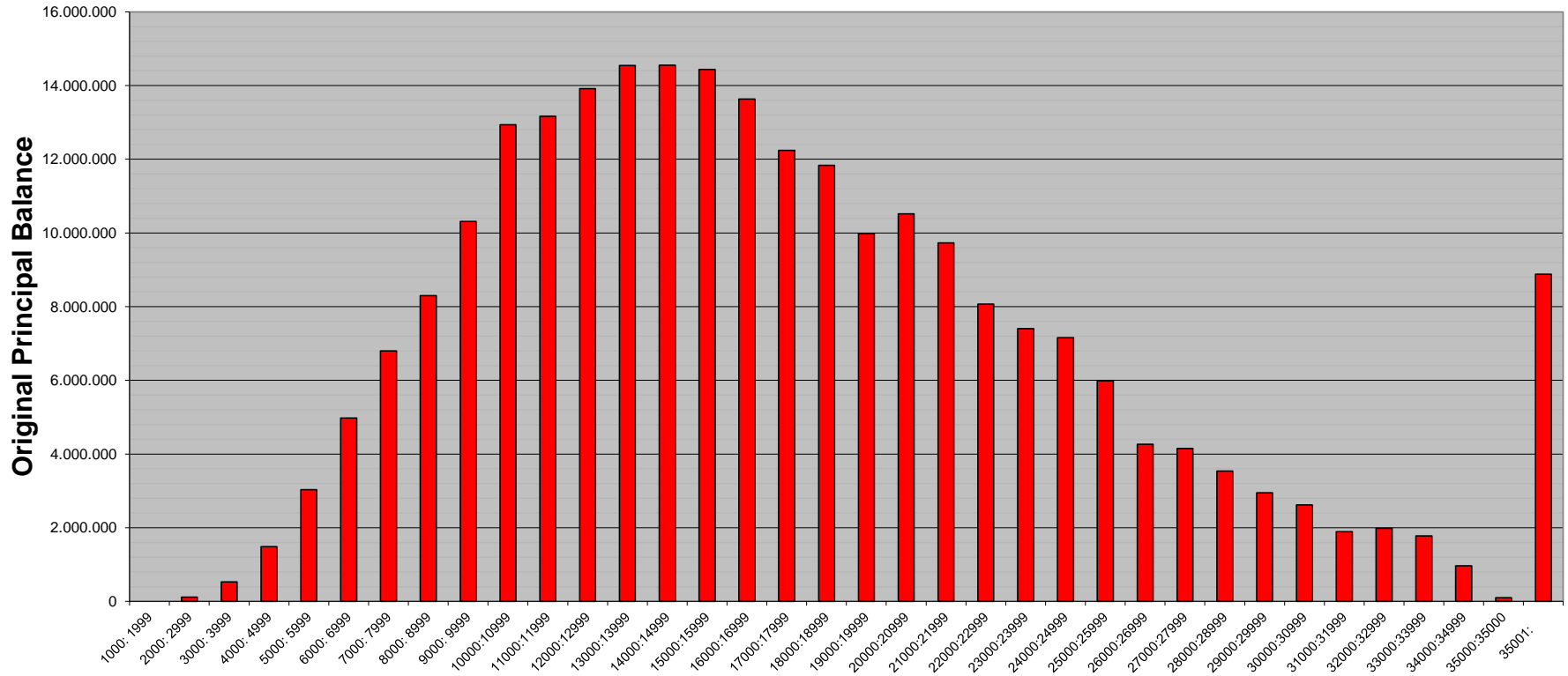
Original Principal Balance (Ranges in EUR)	Original Principal Balance in EUR	Percentage of Total Balance	Number of Loans	Percentage of Total Loans
1000:1999	1.691,65	0,00%	1	0,01%
2000:2999	114.385,52	0,05%	44	0,26%
3000:3999	531.725,06	0,21%	148	0,86%
4000:4999	1.487.078,22	0,60%	326	1,90%
5000:5999	3.033.920,85	1,22%	549	3,20%
6000:6999	4.976.446,28	2,00%	763	4,44%
7000:7999	6.801.494,89	2,73%	906	5,27%
8000:8999	8.301.704,01	3,34%	974	5,67%
9000:9999	10.308.268,54	4,14%	1.082	6,30%
10000:10999	12.940.242,22	5,20%	1.232	7,17%
11000:11999	13.167.360,81	5,29%	1.144	6,66%
12000:12999	13.914.393,23	5,59%	1.112	6,47%
13000:13999	14.542.954,05	5,85%	1.078	6,27%
14000:14999	14.555.617,23	5,85%	1.003	5,84%
15000:15999	14.439.691,13	5,80%	932	5,42%
16000:16999	13.632.699,45	5,48%	827	4,81%
17000:17999	12.237.231,55	4,92%	700	4,07%
18000:18999	11.832.579,09	4,76%	640	3,72%
19000:19999	9.982.049,97	4,01%	512	2,98%
20000:20999	10.518.144,92	4,23%	514	2,99%
21000:21999	9.732.121,98	3,91%	453	2,64%
22000:22999	8.071.536,11	3,24%	359	2,09%
23000:23999	7.401.515,69	2,97%	315	1,83%
24000:24999	7.159.509,42	2,88%	293	1,71%
25000:25999	5.990.958,84	2,41%	235	1,37%
26000:26999	4.264.225,52	1,71%	161	0,94%
27000:27999	4.147.365,86	1,67%	151	0,88%
28000:28999	3.537.237,16	1,42%	124	0,72%
29000:29999	2.952.579,52	1,19%	100	0,58%
30000:30999	2.620.745,06	1,05%	86	0,50%
31000:31999	1.889.027,17	0,76%	60	0,35%
32000:32999	1.985.535,29	0,80%	61	0,36%
33000:33999	1.774.513,74	0,71%	53	0,31%
34000:34999	968.381,02	0,39%	28	0,16%
35000:35000	105.000,00	0,04%	3	0,02%
35001:	8.878.078,12	3,57%	214	1,25%
Total	248.798.009,17	100,00%	17.183	100,00%

Statistics	in EUR
Average Amount	14.479,31

**SC Germany Auto 2016-1
Monthly Investor Report**

6.1 Original PB (Graph)

Reporting Date	11.09.2019	
Payment Date	13.09.2019	
Period No	40	
Monthly Period	Sep 2019	
Interest Period	from 13.08.2019	to 13.09.2019 = 31 days
Collection Period	from 01.08.2019	to 31.08.2019



**SC Germany Auto 2016-1
Monthly Investor Report**

7. Current Principal Balance



Reporting Date	11.09.2019	
Payment Date	13.09.2019	
Period No	40	
Monthly Period	Sep 2019	
Interest Period	from 13.08.2019	to 13.09.2019 = 31 days
Collection Period	from 01.08.2019	to 31.08.2019

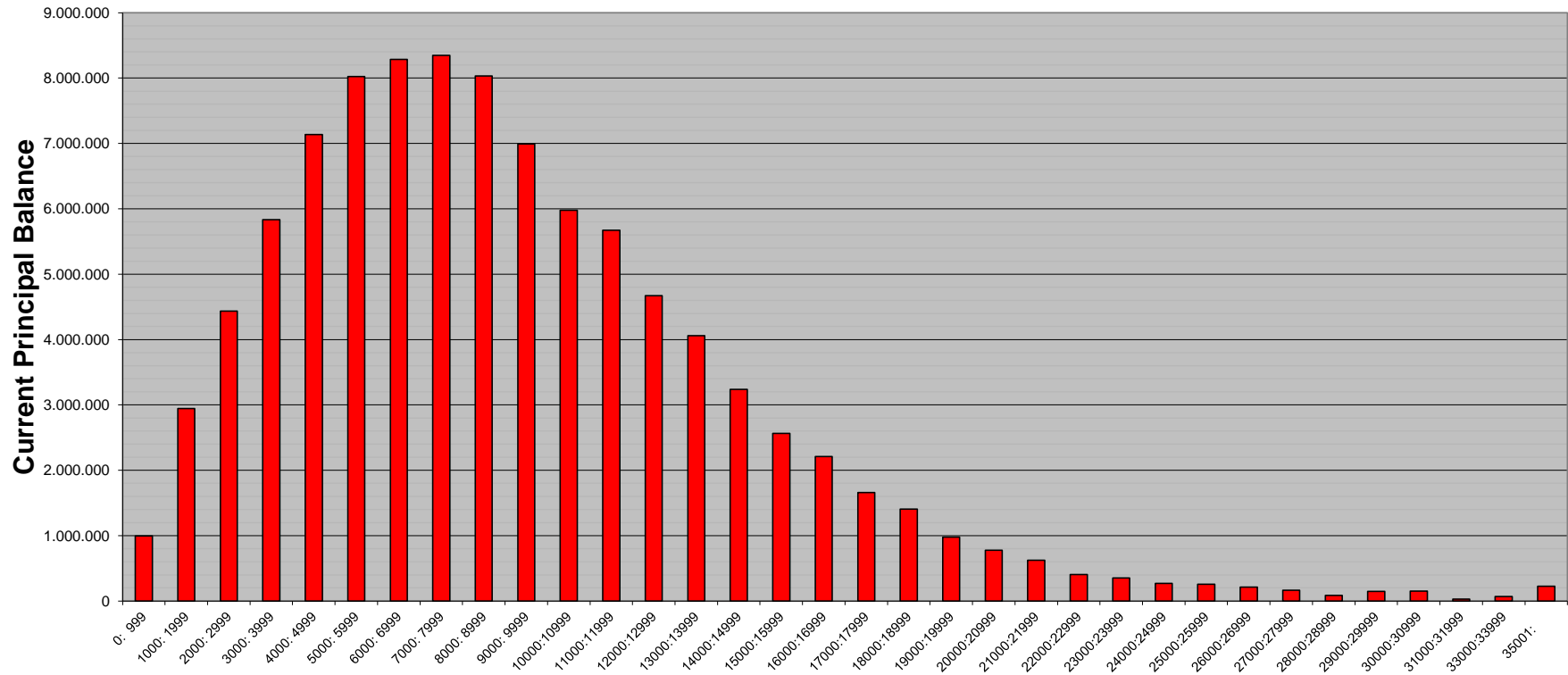
Current Principal Balance (Ranges in EUR)	Current Principal Balance in EUR	Percentage of Total Balance	Number of Loans	Percentage of Total Loans
0: 999	997.197,11	1,03%	2.001	11,65%
1000: 1999	2.943.047,72	3,03%	1.958	11,39%
2000: 2999	4.436.865,58	4,56%	1.786	10,39%
3000: 3999	5.834.963,18	6,00%	1.675	9,75%
4000: 4999	7.135.109,39	7,34%	1.584	9,22%
5000: 5999	8.022.939,37	8,25%	1.459	8,49%
6000: 6999	8.284.133,51	8,52%	1.277	7,43%
7000: 7999	8.348.412,04	8,59%	1.116	6,49%
8000: 8999	8.034.049,01	8,26%	947	5,51%
9000: 9999	6.993.770,66	7,19%	739	4,30%
10000:10999	5.979.746,31	6,15%	571	3,32%
11000:11999	5.672.065,12	5,83%	494	2,87%
12000:12999	4.673.256,25	4,81%	374	2,18%
13000:13999	4.057.361,81	4,17%	301	1,75%
14000:14999	3.235.977,57	3,33%	224	1,30%
15000:15999	2.566.240,05	2,64%	166	0,97%
16000:16999	2.209.707,02	2,27%	134	0,78%
17000:17999	1.660.380,48	1,71%	95	0,55%
18000:18999	1.404.829,00	1,44%	76	0,44%
19000:19999	976.725,05	1,00%	50	0,29%
20000:20999	775.918,93	0,80%	38	0,22%
21000:21999	622.198,82	0,64%	29	0,17%
22000:22999	403.579,95	0,42%	18	0,10%
23000:23999	351.387,49	0,36%	15	0,09%
24000:24999	270.953,03	0,28%	11	0,06%
25000:25999	255.250,18	0,26%	10	0,06%
26000:26999	212.821,21	0,22%	8	0,05%
27000:27999	165.172,70	0,17%	6	0,03%
28000:28999	85.284,94	0,09%	3	0,02%
29000:29999	147.644,35	0,15%	5	0,03%
30000:30999	152.427,32	0,16%	5	0,03%
31000:31999	31.289,56	0,03%	1	0,01%
33000:33999	66.811,82	0,07%	2	0,01%
35001:	227.743,61	0,23%	5	0,03%
Total	97.235.260,14	100,00%	17.183	100,00%

Statistics	in EUR
Average Amount	5.658,81

**SC Germany Auto 2016-1
Monthly Investor Report**

7.1 Current PB (Graph)

Reporting Date	11.09.2019				
Payment Date	13.09.2019				
Period No	40				
Monthly Period	Sep 2019				
Interest Period	from	13.08.2019	to	13.09.2019	= 31 days
Collection Period	from	01.08.2019	to	31.08.2019	



**SC Germany Auto 2016-1
Monthly Investor Report**

8. Borrower Concentration



Reporting Date			11.09.2019		
Payment Date			13.09.2019		
Period No			40		
Monthly Period			Sep 2019		
Interest Period	from	13.08.2019	to	13.09.2019	= 31 days
Collection Period	from	01.08.2019	to	31.08.2019	

No	Current Principal Balance in EUR	Percentage of Balance	Number of Loans
1	67.373,44	0,0693%	1
2	42.313,43	0,0435%	1
3	40.974,91	0,0421%	1
4	40.706,76	0,0419%	1
5	36.375,07	0,0374%	1
6	33.717,58	0,0347%	1
7	33.094,24	0,0340%	1
8	31.289,56	0,0322%	1
9	30.784,52	0,0317%	1
10	30.535,74	0,0314%	1
11	30.481,64	0,0313%	1
12	30.454,22	0,0313%	1
13	30.171,20	0,0310%	1
14	29.954,83	0,0308%	1
15	29.704,29	0,0305%	1
16	29.671,97	0,0305%	1
17	29.260,65	0,0301%	1
18	29.052,61	0,0299%	1
19	28.520,25	0,0293%	1
20	28.499,85	0,0293%	1
21	28.264,84	0,0291%	1
22	27.753,76	0,0285%	1
23	27.691,82	0,0285%	1
24	27.622,98	0,0284%	1
25	27.487,02	0,0283%	1
	821.757,18	0,8451%	25

**SC Germany Auto 2016-1
Monthly Investor Report**

9. Geographical Distribution



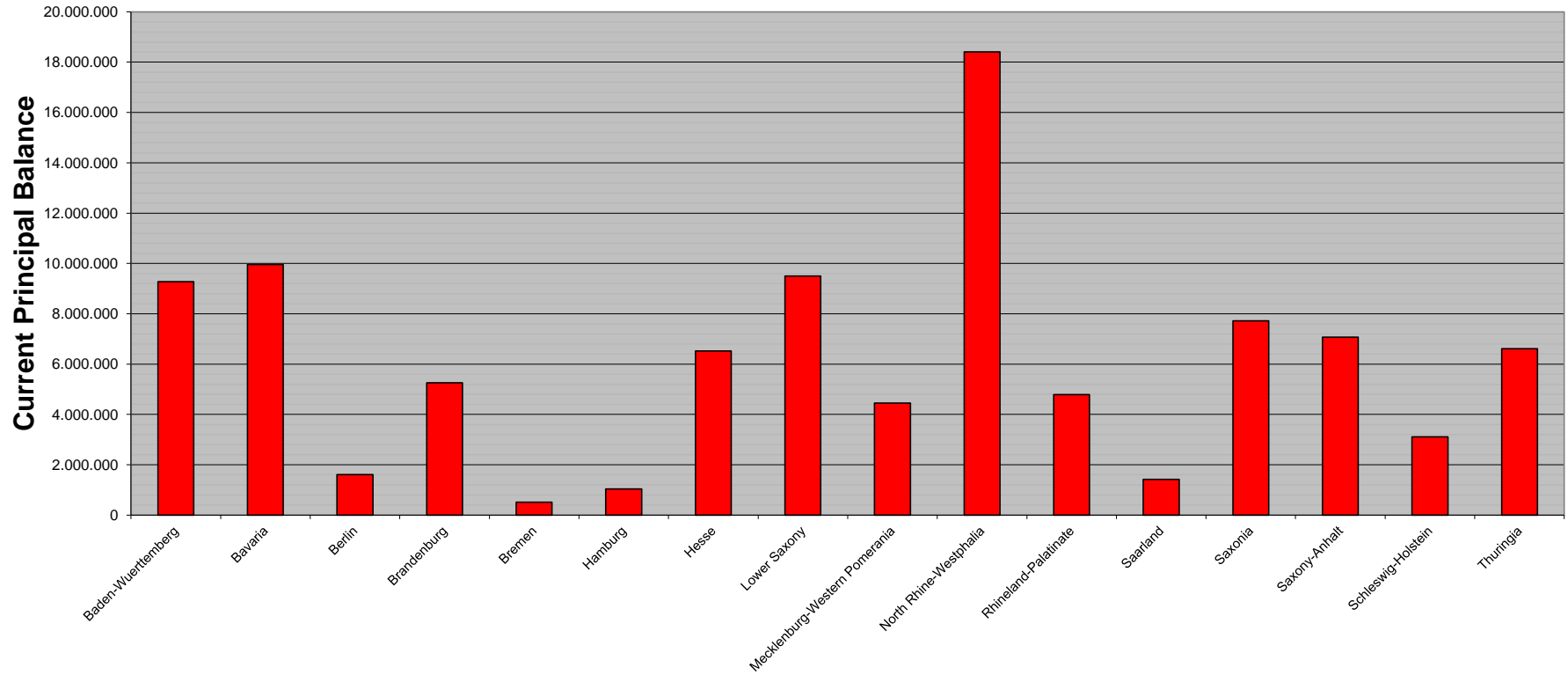
Reporting Date			11.09.2019		
Payment Date			13.09.2019		
Period No			40		
Monthly Period			Sep 2019		
Interest Period	from	13.08.2019	to	13.09.2019	= 31 days
Collection Period	from	01.08.2019	to	31.08.2019	

<i>State</i>	<i>Current Principal Balance in EUR</i>	<i>Percentage of Total Balance</i>	<i>Number of Loans</i>	<i>Percentage of Total Loans</i>
Baden-Wuerttemberg	9.276.340,46	9,54%	1.511	8,79%
Bavaria	9.956.793,25	10,24%	1.617	9,41%
Berlin	1.608.040,60	1,65%	293	1,71%
Brandenburg	5.254.436,04	5,40%	997	5,80%
Bremen	507.925,80	0,52%	104	0,61%
Hamburg	1.037.606,04	1,07%	180	1,05%
Hesse	6.523.887,84	6,71%	1.118	6,51%
Lower Saxony	9.497.354,22	9,77%	1.728	10,06%
Mecklenburg-Western	4.451.393,42	4,58%	909	5,29%
North Rhine-Westphali	18.409.896,05	18,93%	3.263	18,99%
Rhineland-Palatinate	4.783.370,89	4,92%	765	4,45%
Saarland	1.420.274,68	1,46%	236	1,37%
Saxonia	7.716.244,18	7,94%	1.385	8,06%
Saxony-Anhalt	7.074.063,46	7,28%	1.355	7,89%
Schleswig-Holstein	3.105.496,99	3,19%	631	3,67%
Thuringia	6.612.136,22	6,80%	1.091	6,35%
Total	97.235.260,14	100,00%	17.183	100,00%

**SC Germany Auto 2016-1
Monthly Investor Report**

9.1 Geographical Distribution (Graph)

Reporting Date	11.09.2019				
Payment Date	13.09.2019				
Period No	40				
Monthly Period	Sep 2019				
Interest Period	from	13.08.2019	to	13.09.2019	= 31 days
Collection Period	from	01.08.2019	to	31.08.2019	



**SC Germany Auto 2016-1
Monthly Investor Report**

10. Object/Vehicle Type



Reporting Date			11.09.2019		
Payment Date			13.09.2019		
Period No			40		
Monthly Period			Sep 2019		
Interest Period	from	13.08.2019	to	13.09.2019	= 31 days
Collection Period	from	01.08.2019	to	31.08.2019	

<i>Vehicle Type</i>	<i>Current Principal Balance in EUR</i>	<i>Percentage of Total Balance</i>	<i>Number of Loans</i>	<i>Percentage of Total Loans</i>
New Vehicle	44.458.997,90	45,72%	6.344	36,92%
Used Vehicle	52.776.262,24	54,28%	10.839	63,08%
Total	97.235.260,14	100,00%	17.183	100,00%

<i>Object Type</i>	<i>Current Principal Balance in EUR</i>	<i>Percentage of Total Balance</i>	<i>Number of Loans</i>	<i>Percentage of Total Loans</i>
Car	96.176.204,50	98,91%	16.826	97,92%
Motorbike	624.522,01	0,64%	276	1,61%
Leisure	434.533,63	0,45%	81	0,47%
Total	97.235.260,14	100,00%	17.183	100,00%

**SC Germany Auto 2016-1
Monthly Investor Report**

11. Insurances



Reporting Date	11.09.2019	
Payment Date	13.09.2019	
Period No	40	
Monthly Period	Sep 2019	
Interest Period	from 13.08.2019	to 13.09.2019 = 31 days
Collection Period	from 01.08.2019	to 31.08.2019

<i>Payment Protection Insurance</i>	<i>Current Principal Balance in EUR</i>	<i>Percentage of Total Balance</i>	<i>Number of Loans</i>	<i>Percentage of Total Loans</i>
No	27.872.411,20	28,66%	4.907	28,56%
Yes	69.362.848,94	71,34%	12.276	71,44%
Total	97.235.260,14	100,00%	17.183	100,00%

<i>Gap Insurance (Santander Safe)</i>	<i>Current Principal Balance in EUR</i>	<i>Percentage of Total Balance</i>	<i>Number of Loans</i>	<i>Percentage of Total Loans</i>
No	66.425.447,54	68,31%	11.945	69,52%
Yes	30.809.812,60	31,69%	5.238	30,48%
Total	97.235.260,14	100,00%	17.183	100,00%

<i>Repair Cost Insurance (Santander AutoCare)</i>	<i>Current Principal Balance in EUR</i>	<i>Percentage of Total Balance</i>	<i>Number of Loans</i>	<i>Percentage of Total Loans</i>
No	88.873.481,21	91,40%	15.542	90,45%
Yes	8.361.778,93	8,60%	1.641	9,55%
Total	97.235.260,14	100,00%	17.183	100,00%

**SC Germany Auto 2016-1
Monthly Investor Report**

12. Type of Contract



Reporting Date			11.09.2019		
Payment Date			13.09.2019		
Period No			40		
Monthly Period			Sep 2019		
Interest Period	from	13.08.2019	to	13.09.2019	= 31 days
Collection Period	from	01.08.2019	to	31.08.2019	

<i>Contracts w/Balloon Payments</i>	<i>Current Principal Balance in EUR</i>	<i>Percentage of Total Balance</i>	<i>Number of Loans</i>	<i>Percentage of Total Loans</i>
No	43.218.550,00	44,45%	11.255	65,50%
Yes	54.016.710,14	55,55%	5.928	34,50%
- of which balloon rates	44.106.157,90	45,36%		
- of which regular installments	9.910.552,24	10,19%		
Total	97.235.260,14	100,00%	17.183	100,00%

<i>Balloon Loans - Original Term in months</i>	<i>Balloon Rates in EUR</i>	<i>Balloon Rates in % of Total Balloon Rates</i>	<i>Number of Balloon Loans</i>	<i>Percentage of Total Balloon Loans</i>
39:51	8.932.076,68	20,25%	1.126	18,99%
52:64	35.171.783,89	79,74%	4.800	80,97%
65:72	2.297,33	0,01%	2	0,03%
Total	44.106.157,90	100,00%	5.928	100,00%

<i>Balloon Loans - Remaining Term in months</i>	<i>Balloon Rates in EUR</i>	<i>Balloon Rates in % of Total Balloon Rates</i>	<i>Number of Balloon Loans</i>	<i>Percentage of Total Balloon Loans</i>
0:12	28.581.385,07	64,80%	3.865	65,20%
13:25	15.524.772,83	35,20%	2.063	34,80%
Total	44.106.157,90	100,00%	5.928	100,00%

**SC Germany Auto 2016-1
Monthly Investor Report**

13. Payment Methods



Reporting Date			11.09.2019		
Payment Date			13.09.2019		
Period No			40		
Monthly Period			Sep 2019		
Interest Period	from	13.08.2019	to	13.09.2019	= 31 days
Collection Period	from	01.08.2019	to	31.08.2019	

<i>Payment Method</i>	<i>Current Principal Balance in EUR</i>	<i>Percentage of Total Balance</i>	<i>Number of Loans</i>	<i>Percentage of Total Loans</i>
Direct Debit	95.153.764,62	97,86%	16.851	98,07%
Other	2.081.495,52	2,14%	332	1,93%
Total	97.235.260,14	100,00%	17.183	100,00%

<i>Cycle of Payment</i>	<i>Current Principal Balance in EUR</i>	<i>Percentage of Total Balance</i>	<i>Number of Loans</i>	<i>Percentage of Total Loans</i>
15th of month	45.601.256,84	46,90%	8.021	46,68%
1st of month	51.634.003,30	53,10%	9.162	53,32%
Total	97.235.260,14	100,00%	17.183	100,00%

**SC Germany Auto 2016-1
Monthly Investor Report**

14. Downpayment



Reporting Date	11.09.2019	
Payment Date	13.09.2019	
Period No	40	
Monthly Period	Sep 2019	
Interest Period	from 13.08.2019	to 13.09.2019 = 31 days
Collection Period	from 01.08.2019	to 31.08.2019

<i>Downpayment (Ranges in EUR)</i>	<i>Original Principal Balance in EUR</i>	<i>Percentage of Total Balance</i>	<i>Number of Loans</i>	<i>Percentage of Total Loans</i>	<i>Downpayment / Purchase Price in %</i>
No Downpayment	31.762.916,76	32,67%	5.331	31,02%	0,00%
0: 999	3.481.201,39	3,58%	839	4,88%	4,87%
1000: 1999	8.361.534,44	8,60%	1.770	10,30%	10,13%
2000: 2999	10.143.754,79	10,43%	1.886	10,98%	15,02%
3000: 3999	8.587.685,22	8,83%	1.555	9,05%	19,79%
4000: 4999	6.536.693,32	6,72%	1.160	6,75%	24,11%
5000: 5999	7.693.963,34	7,91%	1.269	7,39%	26,75%
6000: 6999	4.526.017,00	4,65%	752	4,38%	30,66%
7000: 7999	3.463.529,16	3,56%	568	3,31%	33,23%
8000: 8999	2.811.577,91	2,89%	450	2,62%	35,88%
9000: 9999	1.416.494,92	1,46%	236	1,37%	40,16%
10000:10999	2.967.725,60	3,05%	481	2,80%	39,88%
11000:11999	1.002.675,77	1,03%	160	0,93%	42,85%
12000:12999	1.194.253,25	1,23%	190	1,11%	43,51%
13000:13999	533.900,10	0,55%	93	0,54%	47,40%
14000:14999	546.348,88	0,56%	83	0,48%	48,78%
15000:15000	501.059,84	0,52%	95	0,55%	48,89%
15001:	1.703.928,45	1,75%	265	1,54%	55,03%
Total	97.235.260,14	100,00%	17.183	100,00%	19,52%

<i>Downpayment and Purchase Price</i>	<i>All Contracts</i>	<i>Contracts with Downpayment</i>
Average downpayment	€ 3.270,21	€ 4.741,15
Average Purchase Price	€ 16.755,39	€ 17.951,78
Minimum Downpayment		€ 100,00
Maximum Downpayment		€ 50.000,00
Downpayment in %	19,52%	26,41%

**SC Germany Auto 2016-1
Monthly Investor Report**

15. Effective Interest Rate



Reporting Date			11.09.2019		
Payment Date			13.09.2019		
Period No			40		
Monthly Period			Sep 2019		
Interest Period	from	13.08.2019	to	13.09.2019	= 31 days
Collection Period	from	01.08.2019	to	31.08.2019	

Yield Range *	Current Principal Balance in EUR	Percentage of Total Balance	Number of Loans	Percentage of Total Loans
0: 0	88.271,39	0,09%	9	0,05%
1: 1	12.611.188,95	12,97%	1.672	9,73%
2: 2	20.942.915,21	21,54%	3.100	18,04%
3: 3	38.902.977,77	40,01%	6.354	36,98%
4: 4	16.956.882,85	17,44%	3.689	21,47%
5: 5	5.008.505,97	5,15%	1.417	8,25%
6: 6	1.805.656,47	1,86%	597	3,47%
7: 7	533.137,81	0,55%	199	1,16%
8: 8	270.227,22	0,28%	94	0,55%
9: 9	96.376,96	0,10%	44	0,26%
10:10	19.119,54	0,02%	8	0,05%
Total	97.235.260,14	100,00%	17.183	100,00%

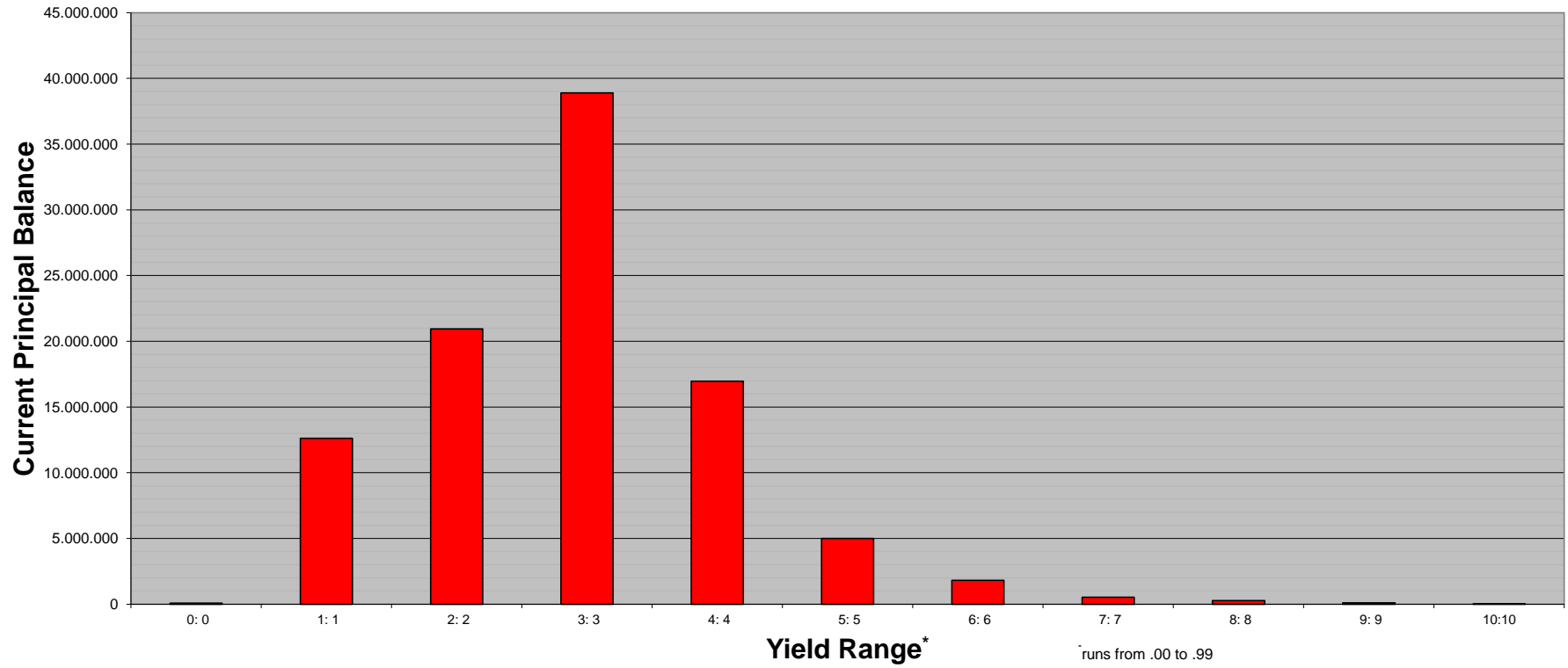
Statistics	in %
WA Interest	3,69%

* runs from .00 to .99

**SC Germany Auto 2016-1
Monthly Investor Report**

15.1 Effective Interest Rate (Graph)

Reporting Date	11.09.2019				
Payment Date	13.09.2019				
Period No	40				
Monthly Period	Sep 2019				
Interest Period	from	13.08.2019	to	13.09.2019	= 31 days
Collection Period	from	01.08.2019	to	31.08.2019	



**SC Germany Auto 2016-1
Monthly Investor Report**

16. Seasoning



Reporting Date			11.09.2019		
Payment Date			13.09.2019		
Period No			40		
Monthly Period			Sep 2019		
Interest Period	from	13.08.2019	to	13.09.2019	= 31 days
Collection Period	from	01.08.2019	to	31.08.2019	

<i>Seasoning in Months</i>	<i>Current Principal Balance in EUR</i>	<i>Percentage of Total Balance</i>	<i>Number of Loans</i>	<i>Percentage of Total Loans</i>
42:44	18.641.721,69	19,17%	2.686	15,63%
45:47	28.309.734,79	29,11%	4.583	26,67%
48:50	23.384.596,10	24,05%	3.818	22,22%
51:53	12.744.032,48	13,11%	2.430	14,14%
54:56	7.582.222,92	7,80%	1.657	9,64%
57:59	3.995.207,48	4,11%	1.082	6,30%
60:62	1.903.955,39	1,96%	620	3,61%
63:65	363.666,68	0,37%	130	0,76%
66:68	139.772,75	0,14%	54	0,31%
69:71	56.813,36	0,06%	37	0,22%
72:74	41.846,10	0,04%	23	0,13%
75:77	40.609,50	0,04%	24	0,14%
78:80	18.708,05	0,02%	15	0,09%
81:	12.372,85	0,01%	24	0,14%
Total	97.235.260,14	100,00%	17.183	100,00%

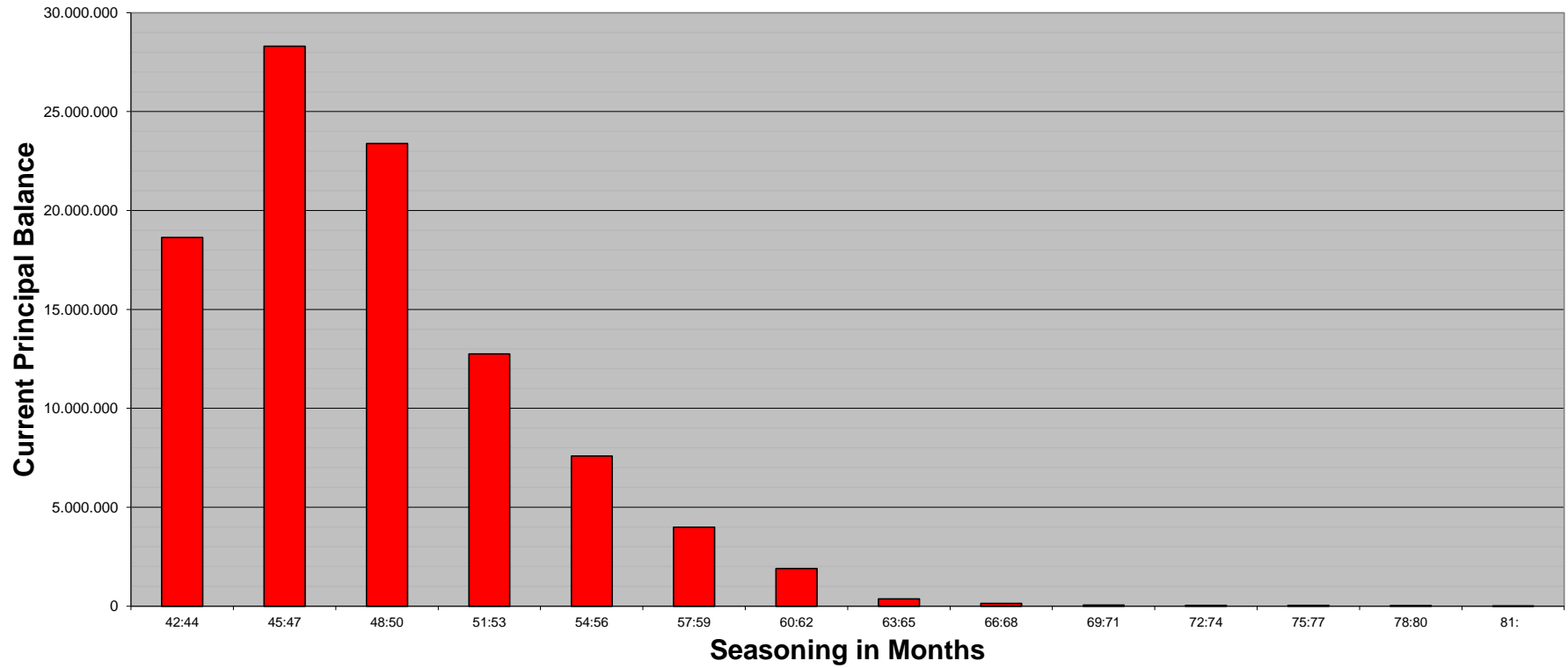
Statistics

WA Seasoning	48,60
--------------	-------

**SC Germany Auto 2016-1
Monthly Investor Report**

16.1 Seasoning (Graph)

Reporting Date	11.09.2019				
Payment Date	13.09.2019				
Period No	40				
Monthly Period	Sep 2019				
Interest Period	from	13.08.2019	to	13.09.2019	= 31 days
Collection Period	from	01.08.2019	to	31.08.2019	



**SC Germany Auto 2016-1
Monthly Investor Report**

17. Remaining Term



Reporting Date	11.09.2019				
Payment Date	13.09.2019				
Period No	40				
Monthly Period	Sep 2019				
Interest Period	from	13.08.2019	to	13.09.2019	= 31 days
Collection Period	from	01.08.2019	to	31.08.2019	

<i>Remaining Term in Months</i>	<i>Current Principal Balance in EUR</i>	<i>Percentage of Total Balance</i>	<i>Number of Loans</i>	<i>Percentage of Total Loans</i>
0: 6	17.053.867,16	17,54%	4.250	24,73%
7:13	27.587.999,34	28,37%	4.836	28,14%
14:20	24.515.348,81	25,21%	3.820	22,23%
21:27	9.697.385,99	9,97%	1.870	10,88%
28:34	6.470.083,61	6,65%	989	5,76%
35:41	11.348.734,46	11,67%	1.371	7,98%
42:48	523.246,98	0,54%	45	0,26%
49:55	38.593,79	0,04%	2	0,01%
Total	97.235.260,14	100,00%	17.183	100,00%

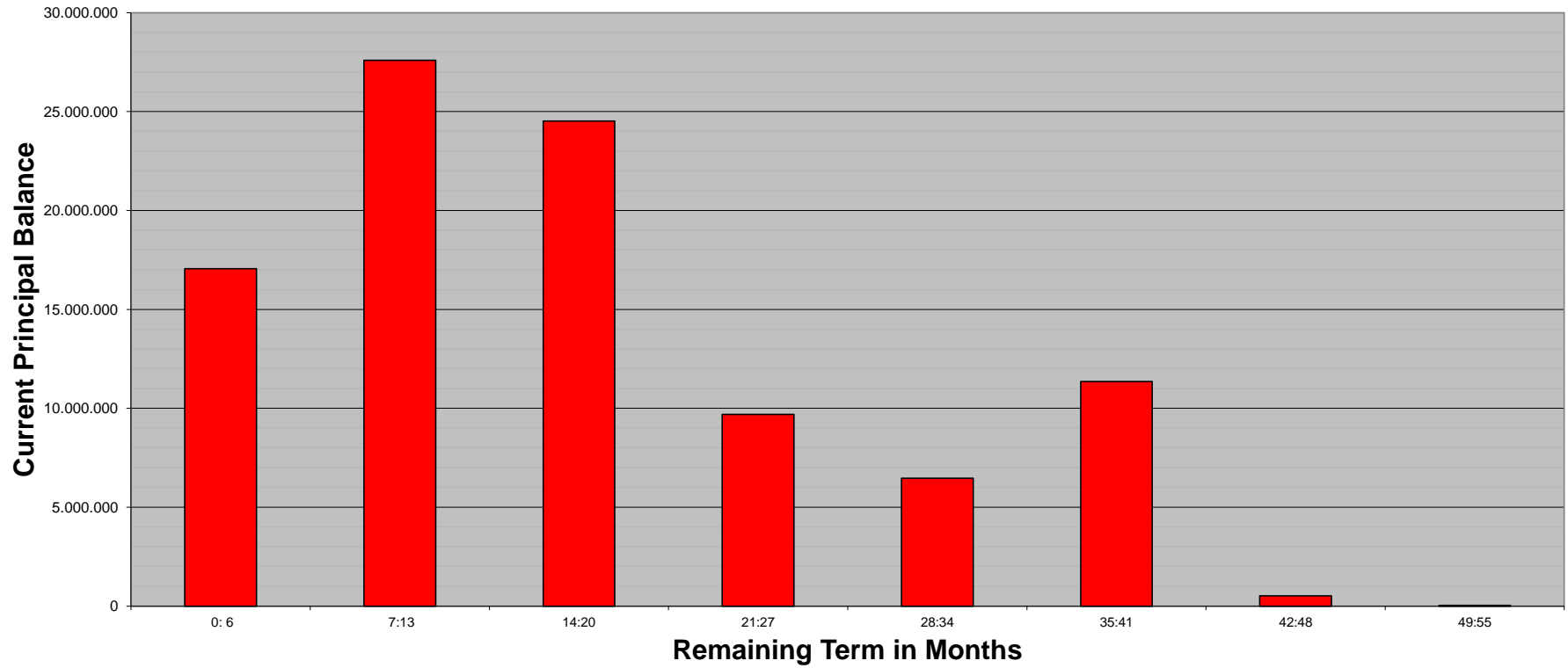
Statistics

WA Remaining Term	16,78
-------------------	-------

**SC Germany Auto 2016-1
Monthly Investor Report**

17.1 Remaining Term (Graph)

Reporting Date	11.09.2019	
Payment Date	13.09.2019	
Period No	40	
Monthly Period	Sep 2019	
Interest Period	from 13.08.2019	to 13.09.2019 = 31 days
Collection Period	from 01.08.2019	to 31.08.2019



**SC Germany Auto 2016-1
Monthly Investor Report**

18. Original Term



Reporting Date			11.09.2019		
Payment Date			13.09.2019		
Period No			40		
Monthly Period			Sep 2019		
Interest Period	from	13.08.2019	to	13.09.2019	= 31 days
Collection Period	from	01.08.2019	to	31.08.2019	

<i>Original Term in Months</i>	<i>Current Principal Balance in EUR</i>	<i>Percentage of Total Balance</i>	<i>Number of Loans</i>	<i>Percentage of Total Loans</i>
39:51	10.027.085,19	10,31%	2.355	13,71%
52:64	54.047.473,88	55,58%	8.974	52,23%
65:77	15.692.221,96	16,14%	3.463	20,15%
78:	17.468.479,11	17,97%	2.391	13,91%
Total	97.235.260,14	100,00%	17.183	100,00%

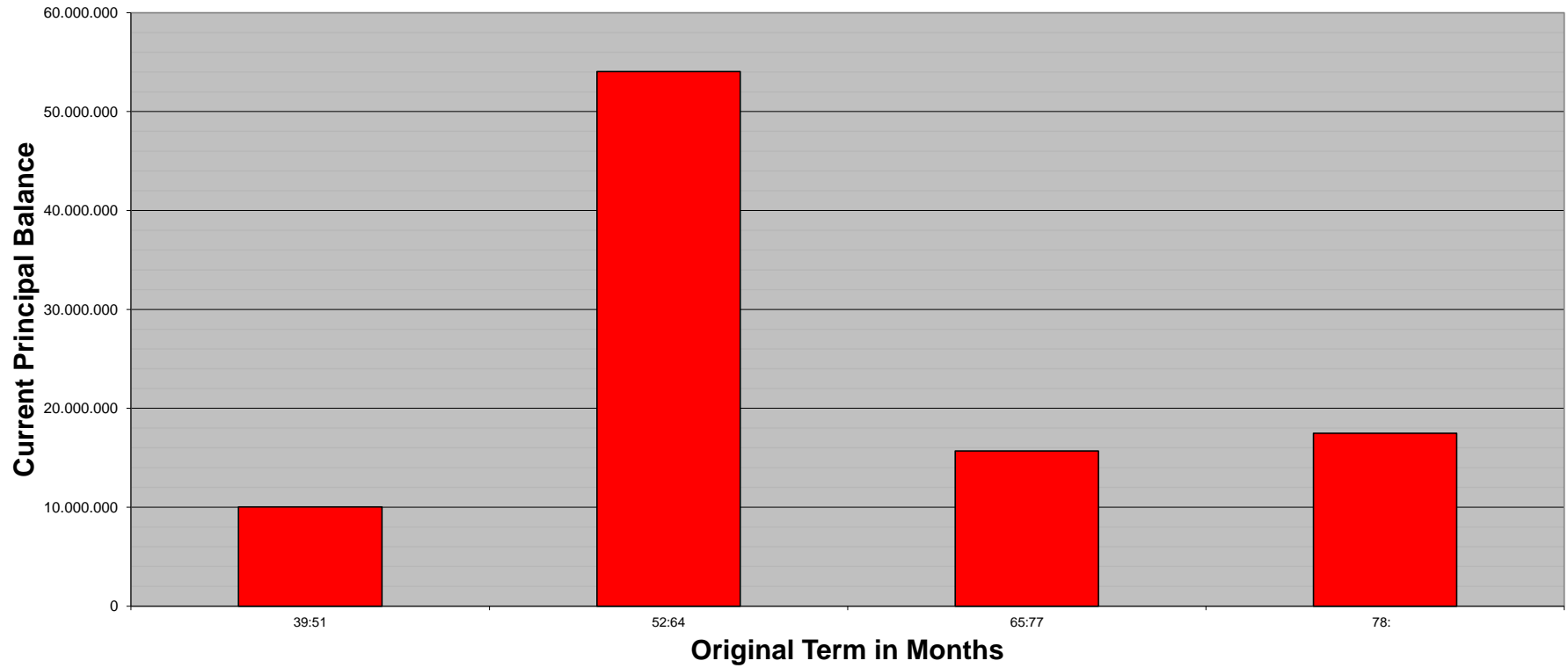
Statistics

WA Original Term	65,38
------------------	-------

**SC Germany Auto 2016-1
Monthly Investor Report**

18.1 Original Term (Graph)

Reporting Date			11.09.2019			
Payment Date			13.09.2019			
Period No			40			
Monthly Period			Sep 2019			
Interest Period	from	13.08.2019	to	13.09.2019	=	31 days
Collection Period	from	01.08.2019	to	31.08.2019		



**SC Germany Auto 2016-1
Monthly Investor Report**

19. Manufacturer Brands



Reporting Date			11.09.2019		
Payment Date			13.09.2019		
Period No			40		
Monthly Period			Sep 2019		
Interest Period	from	13.08.2019	to	13.09.2019	= 31 days
Collection Period	from	01.08.2019	to	31.08.2019	

<i>Manufacturer brands</i>	<i>Current Principal Balance in EUR</i>	<i>Percentage of Total Balance</i>	<i>Number of Loans</i>	<i>Percentage of Total Loans</i>
1	13.499.365,67	13,88%	1.818	10,58%
2	9.287.197,03	9,55%	1.516	8,82%
3	9.135.578,71	9,40%	1.360	7,91%
4	8.809.280,65	9,06%	1.663	9,68%
5	8.805.935,00	9,06%	1.549	9,01%
6	8.067.795,95	8,30%	1.703	9,91%
7	4.158.171,21	4,28%	783	4,56%
8	3.833.956,72	3,94%	531	3,09%
9	3.725.170,41	3,83%	683	3,97%
10	3.608.065,22	3,71%	540	3,14%
11	2.934.818,19	3,02%	534	3,11%
12	2.714.958,85	2,79%	477	2,78%
13	2.550.091,46	2,62%	556	3,24%
14	2.284.476,56	2,35%	488	2,84%
15	1.974.199,97	2,03%	405	2,36%
	85.389.061,60	87,82%	14.606	85,00%

TOP 15 manufacturer brands in alphabetical order:
Audi, BMW, Citroen, Ford, Hyundai, Kia, Mazda, Mercedes, Nissan, Opel, Peugeot, SEAT (E), Skoda, Suzuki, VW

**SC Germany Auto 2016-1
Monthly Investor Report**

20. Priority of Payments + Transaction Costs



Reporting Date	11.09.2019	
Payment Date	13.09.2019	
Period No	40	
Monthly Period	Sep 2019	
Interest Period	from 13.08.2019	to 13.09.2019 = 31 days
Collection Period	from 01.08.2019	to 31.08.2019

Priority of Payments

Available Distribution Amount		10.006.509,33 €
Senior Expenses	-	1.785,00 €
Net Swap Payments	-	157,86 €
Interest Notes Class A	-	- €
Interest Notes Class B	-	32.964,30 €
Payments to Liquidity Reserve Fund	-	2.092.021,69 €
Principal Payments Class A	-	7.365.778,35 €
Principal Payments Class B	-	- €
Payment due to rounding differences	-	45,96 €
Payments to Reserve Fund	-	- €
Payments to Commingling Reserve Ledger	-	n/a
Payments to Set-Off Reserve Ledger	-	n/a
Swap Termination Payments	-	n/a
Interest Subordinated Loan	-	3.205,14 €
Principal Payments Subordinated Loan	-	177.549,10 €
Payments to Seller	=	333.001,93 €

Transaction Costs

All notes

Class A

Class B

Senior Expenses	-	1.785,00 €		
Interest accrued for the Period	-	32.964,30 €	- €	- 32.964,30 €
Cumulative Interest accrued	-	1.288.744,05 €	- €	- 1.288.744,05 €
Interest Payments	-	32.964,30 €	- €	- 32.964,30 €
Cumulative Interest Payments	-	1.288.744,05 €	- €	- 1.288.744,05 €
Interest accrued on Subordinated Loan for the	-	3.205,14 €		
Cumulative Interest accrued on Subordinated	-	277.757,53 €		
Interest Payments on Subordinated Loan	-	3.205,14 €		
Cumulative Interest Payments on Subordinate	-	277.757,53 €		
Unpaid Interest for the Period	-	- €		
Cumulative Unpaid Interest	-	- €		

**SC Germany Auto 2016-1
Monthly Investor Report**

21.1 Swap Counterparty 1



Reporting Date	11.09.2019				
Payment Date	13.09.2019				
Period No	40				
Monthly Period	Sep 2019				
Interest Period	from	13.08.2019	to	13.09.2019	= 31 days
Collection Period	from	01.08.2019	to	31.08.2019	

Swap Counterparty

Swap Counterparty Banco Santander S.A., London Branch
Swap Rating Trigger Breach no

Rating Trigger & Current Ratings	Consequenses	Moody's			Fitch			S & P			Trigger breach
		Long Term (CRA)	Short Term (CRA)	Outlook	Long Term	Short Term	Outlook	Long Term	Short Term	Outlook	
1st Rating Trigger	Collateral, Guarantee or Replacement	A3(cr)	-		A	F1		A	A-1		no
2nd Rating Trigger	Guarantee or Replacement	Baa1(cr)	-		BBB-	F3		BBB+	A-1		no
Current Counterparty Ratings		A3(cr)	P-2(cr)	STABLE	A	F1	STABLE	A	A-1	STABLE	

Current Swap Data

Swap Type Fixed Floating Interest Rate Swap
Notional Amount 30.550.542,22
Fixed Rate -0,4000%
Floating Rate (Euribor) -0,4030%
Net Swap Payments -78,93
Notional Amount next period 26.867.653,05

Swap Counterparty Details

Banco Santander S.A., London Branch
FI Structuring
2 Triton Square
Regent's Place
London, NW1 3AN
United Kingdom
Phone +44 20 7756 6960
Email: robustiano.tubio@santanderagcb.com

Counterparty Replacement

Old Counterparty Abbey National Treasury Services plc
Current Counterparty Banco Santander S.A., London Branch

Swap Collateral

Beginning of Period € -
Cash Outflow € -
Cash Inflow € -
End of Period € -

Ratings as of 31.08.2019, data source: Bloomberg

**SC Germany Auto 2016-1
Monthly Investor Report**

21.2 Swap Counterparty 2



Reporting Date	11.09.2019				
Payment Date	13.09.2019				
Period No	40				
Monthly Period	Sep 2019				
Interest Period	from	13.08.2019	to	13.09.2019	= 31 days
Collection Period	from	01.08.2019	to	31.08.2019	

Swap Counterparty

Swap Counterparty DZ Bank AG
Swap Rating Trigger Breach no

Rating Trigger & Current Ratings	Consequenses	Moody's			Fitch			S & P			Trigger breach
		Long Term (CRA)	Short Term (CRA)	Outlook	Long Term	Short Term	Outlook	Long Term	Short Term	Outlook	
1st Rating Trigger	Collateral, Guarantee or Replacement	A3(cr)	-		A	F1		A	A-1		no
2nd Rating Trigger	Guarantee or Replacement	Baa1(cr)	-		BBB-	F3		BBB+	A-1		no
Current Counterparty Ratings		Aa1(cr)	P-1(cr)	STABLE	AA-	F1+	STABLE	AA-	A-1+	STABLE	

Current Swap Data

Swap Type Fixed Floating Interest Rate Swap
Notional Amount 30.550.542,22
Fixed Rate -0,4000%
Floating Rate (Euribor) -0,4030%
Net Swap Payments -78,93
Notional Amount next period 26.867.653,05

Swap Counterparty Details

DZ Bank AG
Kapitalmärkte Handel / ABS-Emissionen
Platz der Republik
60265 Frankfurt am Main
Germany
Phone +49 69 7447 4341
Email: Tom.Oelrich@dzbank.de

Swap Collateral

Beginning of Period € -
Cash Outflow € -
Cash Inflow € -
End of Period € -

Ratings as of 31.08.2019, data source: Bloomberg

SC Germany Auto 2016-1 Monthly Investor Report

22. Retention



Reporting Date	11.09.2019				
Payment Date	13.09.2019				
Period No	40				
Monthly Period	13.09.2019				
Interest Period	from	13.08.2019	to	13.09.2019	= 31 days
Collection Period	from	01.08.2019	to	31.08.2019	

Santander Consumer Bank AG confirms its compliance to have continuously retained a net economic interest in the SC Germany Auto 2016-1 securitisation transaction of at least 5% of the securitised Purchased Receivables pursuant to Art. 405 of the CRR (Regulation (EU) No 575/2013 of the European Parliament and of the Council of 26 June 2013) by retaining the regulatory first loss tranche which is represented by the Subordinated Loan of at least 1% and by retaining the regulatory second loss tranche which is represented by the Class B Notes of at least 4%.

Outstanding Principal Balance of Purchased Receivables as of the Offer Date:	599.999.999,80 €
Outstanding Principal Balance of Purchased Receivables as of the beginning of the Monthly Period:	104.601.050,71 €
Outstanding Principal Balance of Purchased Receivables as of the end of the Monthly Period:	97.235.260,14 €
Outstanding Principal Balance of the Subordinated Loan as of the Offer Date:	6.000.000,00 €
Outstanding Principal Balance of the Subordinated Loan as of the beginning of the Monthly Period:	2.269.570,79 €
Outstanding Principal Balance of the Subordinated Loan as of the end of the Monthly Period:	2.092.021,69 €
Outstanding Balance of the Class B Notes as of the Offer Date:	43.500.000,00 €
Outstanding Balance of the Class B Notes as of the beginning of the Monthly Period:	43.500.000,00 €
Outstanding Balance of the Class B Notes as of the end of the Monthly Period:	43.500.000,00 €
Net Economic Interest Ratio as of Offer Date:	8,25%
Net Economic Interest Ratio as of the beginning of the Monthly Period:	43,76%
Net Economic Interest Ratio as of the end of the Monthly Period:	46,89%

**SC Germany Auto 2016-1
Monthly Investor Report**

23. Counterparties



Reporting Date	11.09.2019				
Payment Date	13.09.2019				
Period No	40				
Monthly Period	Sep 2019				
Interest Period	from	13.08.2019	to	13.09.2019	= 31 days
Collection Period	from	01.08.2019	to	31.08.2019	

Join Lead Managers:

eMail: shaun.baddeley@santanderpcb.com
Phone: +44 20 7756 4309

eMail: anne-clairelerin@hsbc.com
Phone: +44 20 7991 5727

eMail: rainer.bohn@lbbw.de
Phone: +49 711 12749651

Paying Agent:

eMail: mbs.erg.london@usbank.com
Phone: +44(20)733-02000

Transaction Account:

eMail: mbs.erg.london@usbank.com
Phone: +44(20)733-02000

Transaction Security Trustee:

directors-uk@intertrustgroup.com
Phone: +44 207 398 6300

Data Trustee:

eMail: frankfurt@intertrustgroup.com
Phone: +49 69 643 50 8900

Banco Santander S.A.

Santander Global Banking and Markets
2 Triton Square
Regent's Place
London NW1 3AN
United Kingdom

HSBC

8 Canada Square
London E14 5HQ
United Kingdom

LBBW

Am Hauptbahnhof 2
70173 Stuttgart
Germany

Elavon Financial Services Limited

5th Floor, 125 Old Broad Street
London EC2N 1AR
United Kingdom

Elavon Financial Services Limited

5th Floor, 125 Old Broad Street
London EC2N 1AR
United Kingdom

Intertrust Trustees Limited

35 Great St. Helen's
London EC3A 6AP
United Kingdom

Intertrust (Deutschland) GmbH

Grüneburgweg 58-62
60322 Frankfurt am Main
Germany

Rating Agencies:

Moody's Deutschland GmbH

Strutred Finance Monitoring
An der Welle 5
60322 Frankfurt am Main
Germany

Fitch Ratings Limited

Strutred Finance Monitoring
30 North Colonnade, Canary Wharf
London E14 5GN
United Kingdom

Standard & Poor's Ratings Services

Structured Finance
20 Canada Square
E14 5LH London
United Kingdom

Moody's			Fitch			S & P			Counterparty status
Long Term (CRA)	Short Term (CRA)	Outlook	Long Term	Short Term	Outlook	Long Term	Short Term	Outlook	
A3(cr)	P-2(cr)	STABLE	A	F1	STABLE	A	A-1	STABLE	performing
Aa2(cr)	P-1(cr)	STABLE	AA-	F1+	-	AA-	A-1+	STABLE	performing
Aa3(cr)	P-1(cr)	STABLE	A-	F1	STABLE	-	-	-	performing
-	P-1	STABLE	AA-	F1+	STABLE	AA-	A-1+	STABLE	performing
-	P-1	STABLE	AA-	F1+	STABLE	AA-	A-1+	STABLE	performing
-	-	-	-	-	-	-	-	-	performing
-	-	-	-	-	-	-	-	-	performing

Ratings as of 31.08.2019, data source: Bloomberg

**SC Germany Auto 2016-1
Monthly Investor Report**

24. Issuer Information



Reporting Date		11.09.2019				
Payment Date		13.09.2019				
Period No		40				
Monthly Period		Sep 2019				
Interest Period	from	13.08.2019	to	13.09.2019	=	31 days
Collection Period	from	01.08.2019	to	31.08.2019		

Deal Name: SC Germany Auto 2016-1

Issuer: SC Germany Auto 2016-1 UG (haftungsbeschränkt)
The Managing Directors
Steinweg 3-5
60313 Frankfurt am Main
Germany
eMail fradirectors@wilmingtontrust.com
fax +49 (0) 69 2992 5387

LEI: 52990093HIMTZBXGPE94

Seller of the Receivables: Santander Consumer Bank AG

Servicer Name: Santander Consumer Bank AG

Reporting Entity: Santander Consumer Bank AG
Capital Markets
Santander-Platz 1
41061 Mönchengladbach
Germany
eMail abs_ger@santander.de
fax +49 (0) 2161 690 7077

SPV-Administrator: Wilmington Trust SP Services (Frankfurt) GmbH
Steinweg 3-5
60313 Frankfurt am Main
Germany
eMail fradirectors@wilmingtontrust.com
fax +49 (0) 69 2992 5387

**SC Germany Auto 2016-1
Monthly Investor Report**

25. Santander Consumer Bank



Contact Details

Capital Markets

Peter René Müller +49-2161-690-7337
 Tomasz Osipowicz +49-2161-690-7046
 Robert Westermann +49-2161-690-7424
 Bastian Menges +49-2161-690-7085
 Stefan Zilligen +49-2161-690-6069
 Team ABS

peterrene.mueller@santander.de
tomasz.osipowicz@santander.de
robert.westermann@santander.de
bastian.menges@santander.de
stefan.zilligen@santander.de
abs_ger@santander.de

Reporting Date	11.09.2019				
Payment Date	13.09.2019				
Period No	40				
Monthly Period	Sep 2019				
Interest Period	from	13.08.2019	to	13.09.2019	= 31 days
Collection Period	from	01.08.2019	to	31.08.2019	

Ratings Santander

Banco Santander S.A.

Santander Consumer Finance S.A.

Santander Consumer Bank AG

Moody's			Fitch			S & P		
Long Term (CRA)	Short Term (CRA)	Outlook	Long Term	Short Term	Outlook	Long Term	Short Term	Outlook
A3(cr)	P-2(cr)	STABLE	A	F1	STABLE	A	A-1	STABLE
A3(cr)	P-2(cr)	STABLE	A-	F2	STABLE	A-	A-2	STABLE
-	-	-	A-	F2	STABLE	A-	A-2	STABLE

Ratings as of 31.08.2019, data source: Bloomberg

SC Germany Auto 2016-1 Monthly Investor Report

26. Glossary



Reporting Date		11.09.2019				
Payment Date		13.09.2019				
Period No		40				
Monthly Period		Sep 2019				
Interest Period	from	13.08.2019	to	13.09.2019	=	31 days
Collection Period	from	01.08.2019	to	31.08.2019		

Aggregate Outstanding Principal Amount:	Shall mean in respect of all Purchased Receivables at any time, the aggregate of the Outstanding Principal Amounts of all Purchased Receivables which, as of such time, are not defaulted receivables.
Balloon Loan:	A loan where the final payment due is higher than any of the previous loan instalments payable by the relevant debtor.
Balloon Payment:	The final payment of a balloon loan.
Defaulted Contracts/Defaults:	Shall mean as of any date, any purchased receivable which has been declared due and payable in full in accordance to the Credit and Collection Policy which in principal is between 120 and 180 calendar days after the due date.
Delinquent Receivable:	Shall mean as of any date, any purchased receivable which is more than 30 days overdue and not a defaulted contract.
Downpayment:	The initial upfront portion of the total net amount due at the time of finalizing the contract.
Excess Spread:	Excess Spread equals WA Portfolio Yield minus Fixed Swap Rate minus WA Notes Margin
Gap Insurance:	Insurance which covers the risk that loss is incurred if the relevant Financed Vehicle has to be completely written off (total damage) due to fire, accident (irrespective of whether such accident was caused by the Debtor or a third party), flooding or theft
Legal Maturity:	Final Payment date on which all outstanding notes will mature.
Expected Maturity:	Maturity date of the notes under the assumption of inter alia (a) a 14% constant prepayment rate, (b) an exercised Clean-Up Call at 10% and (c) 0% cumulative gross losses.
Leisure:	Is composed of motorised and not motorised caravans and campers.
Payment Protection Insurance:	Insurance, composed of life insurance and/or accident insurance and/or temporary disability insurance and/or unemployment insurance, which covers the risk that a Debtor in its capacity as insured person is unable to pay the Loan Instalments owed by such Debtor life insurance
Recoveries:	Any amount received on defaulted contracts
Repair Cost Insurance:	Insurance which covers repair costs for the repair of certain important components of the Financed Vehicle
Set-Off Reserves (X/Y):	Protection against set-off risks due to (X) capitalized service fees (e.g. Payment Protection Insurance, Gap Insurance, Repair Cost Insurance) and (Y) deposits
Used Vehicle	Shall mean any Financed Vehicle the date of purchase of which by the relevant debtor was later than 12 months after the date of first registration of such Financed Vehicle