

SC Germany Auto 2016-1 Monthly Investor Report



DEUTSCHER
VERBRIEFUNGSSTANDARD



**SC Germany Auto 2016-1
Monthly Investor Report**

Cover Sheet Monthly Investor Report



Reporting Date	09.11.2017				
Payment Date	13.11.2017				
Period No	18				
Monthly Period	Nov 2017				
Interest Period from	13.10.2017	to	13.11.2017	=	31 days
Collection Period from	01.10.2017	to	31.10.2017		

Index

Page

1. Portfolio Information	1
2. Reserve Accounts	2
3. Delinquency Data	3
4. Default Data	4
4.1 Default Data per Quarter	5
5. Outstanding Notes	6
6. Original Principal Balance	7
6.1 Original PB (Graph)	8
7. Current Principal Balance	9
7.1 Current PB (Graph)	10
8. Borrower Concentration	11
9. Geographical Distribution	12
9.1 Geographical (Graph)	13
10. Object/Vehicle Type	14
11. Insurances	15
12. Contract Type	16
13. Payment Methods	17
14. Downpayment	18
15. Customer Yield	19
15.1 Customer Yield (Graph)	20
16. Seasoning	21
16.1 Seasoning (Graph)	22
17. Remaining Term	23
17.1 Remaining Term (Graph)	24
18. Original Term	25
18.1 Original Term (Graph)	26
19. Manufacturer Brands	27
20. Priority of Payments + Transaction Costs	28
21.1 Swap Counterparty 1 Data	29
21.2 Swap Counterparty 2 Data	30
22. Retention	31
23. Counterparties	32
24. Issuer Information	33
25. Santander Consumer Bank	34
26. Glossary	35

**SC Germany Auto 2016-1
Monthly Investor Report**

1. Portfolio Information



Reporting Date	09.11.2017	
Payment Date	13.11.2017	
Period No	18	
Monthly Period	Nov 2017	
Interest Period from	13.10.2017	to 13.11.2017 = 31 days
Collection Period from	01.10.2017	to 31.10.2017

	No. of Contracts	current period Aggregate Outstanding Principal Amount	previous period Aggregate Outstanding Principal Amount
Outstanding Receivables			
Beginning of Period	41.678	335.139.308,44 €	348.438.471,73 €
Scheduled Principal Payments		8.587.142,02 €	
Prepayment Principal		4.235.369,74 €	
Others		224.793,05 €	
Total Principal Collections		13.047.304,81 €	13.265.868,97 €
Total Interest Collections		1.372.172,77 €	1.416.965,08 €
Defaults		41.530,96 €	33.294,32 €
End of Period	40.570	322.050.472,67 €	335.139.308,44 €
Current Prepayment Rate (annualised)		14,2%	

**SC Germany Auto 2016-1
Monthly Investor Report**

2. Reserve Accounts



Reporting Date	09.11.2017			
Payment Date	13.11.2017			
Period No	18			
Monthly Period	Nov 2017			
Interest Period from	13.10.2017	to	13.11.2017	= 31 days
Collection Period from	01.10.2017	to	31.10.2017	

Note Balance

Beginning of Period	335.139.334,35 €
End of Period	322.050.510,00 €

Reserve Accounts

Reserve Account	in %		Trigger Event y/n
Beginning of Period	1,79%	6.000.000,00 €	
Cash Outflow		- €	
Cash Inflow		- €	
End of Period	1,86%	6.000.000,00 €	
Required Reserve Fund	1,86%	6.000.000,00 €	
(thereof) Liquidity Reserve Account			
Beginning of Period	1,79%	6.000.000,00 €	
Cash Outflow		- €	
Cash Inflow		- €	
End of Period	1,86%	6.000.000,00 €	
Required Liquidity Reserve Fund		6.000.000,00 €	
Commingling Reserve			
Beginning of Period	8,15%	27.316.960,02 €	yes
Cash Outflow		948.386,79 €	
Cash Inflow		- €	
End of Period	8,19%	26.368.573,23 €	
Required Commingling Reserve Fund		26.368.573,23 €	
Set-Off Reserve (X)			
Beginning of Period	3,73%	12.509.262,92 €	
Cash Outflow		591.501,05 €	
Cash Inflow		- €	
End of Period	3,70%	11.917.761,87 €	
Required Set-Off Reserve (X) Fund		11.917.761,87 €	
Set-Off Reserve (Y)			
Beginning of Period	0,17%	576.399,78 €	yes
Cash Outflow		- €	
Cash Inflow		2.311,38 €	
End of Period	0,18%	578.711,16 €	
Required Set-Off Reserve (Y) Fund		578.711,16 €	
Current Set-Off (Y) Amount		578.711,16 €	
Set-Off Amount (per Loan)		14,26 €	
Set-Off Amount (in % of Outstanding Balance)		0,18%	

**SC Germany Auto 2016-1
Monthly Investor Report**

3. Delinquency Data



Reporting Date	09.11.2017				
Payment Date	13.11.2017				
Period No	18				
Monthly Period	Nov 2017				
Interest Period	from	13.10.2017	to	13.11.2017	= 31 days
Collection Period	from	01.10.2017	to	31.10.2017	

Note Balance

Beginning of Period	335.139.334,35 €
End of Period	322.050.510,00 €

Delinquency Data and Ratios

	3-MRA* / current ratio	Amount at risk	Overdue amount	Number of Loans
3-MRA* 1- 30 days past due	0,23%			
1- 30 days past due period before previous period		1.026.601,56 €	38.054,99 €	103
1- 30 days past due previous period		567.667,54 €	12.170,56 €	56
1- 30 days past due current period	0,22%	738.019,67 €	38.602,83 €	81
3-MRA* 31- 60 days past due	0,18%			
31- 60 days past due period before previous period		658.088,69 €	26.884,29 €	68
31- 60 days past due previous period		763.709,58 €	34.419,72 €	81
31- 60 days past due current period	0,12%	415.731,48 €	16.165,97 €	52
3-MRA* 61-90 days past due	0,08%			
61- 90 days past due period before previous period		228.763,31 €	30.352,43 €	28
61- 90 days past due previous period		262.351,88 €	17.288,83 €	31
61- 90 days past due current period	0,09%	288.123,73 €	17.897,38 €	34
3-MRA* 91-120 days past due	0,03%			
91- 120 days past due period before previous period		136.924,60 €	10.762,85 €	15
91- 120 days past due previous period		126.558,70 €	11.192,24 €	13
91- 120 days past due current period	0,02%	77.692,92 €	8.934,55 €	10
3-MRA* 121-150 days past due	0,02%			
121- 150 days past due period before previous period		68.390,55 €	12.822,73 €	10
121- 150 days past due previous period		90.942,01 €	9.013,37 €	11
121- 150 days past due current period	0,02%	78.623,02 €	9.860,78 €	9
3-MRA* 151-180 days past due	0,03%			
151- 180 days past due period before previous period		72.653,99 €	10.701,59 €	8
151- 180 days past due previous period		84.794,07 €	18.239,06 €	13
151- 180 days past due current period	0,03%	108.598,08 €	19.992,14 €	14

* 3-MRA stands for three months rolling average

SC Germany Auto 2016-1 Monthly Investor Report

4. Default Data



Reporting Date	09.11.2017				
Payment Date	13.11.2017				
Period No	18				
Monthly Period	Nov 2017				
Interest Period	from	13.10.2017	to	13.11.2017	= 31 days
Collection Period	from	01.10.2017	to	31.10.2017	

Note Balance

Beginning of Period	335.139.334,35 €
End of Period	322.050.510,00 €

Default Data and Ratios

Current Default

	Amount	Number of Loans
Current Period Gross Default	41.530,96 €	
Current Period Recoveries	2.648,60 €	
Current Period Net Default	38.882,36 €	
New Number of Defaulted Contracts		8

Cumulative Default

Cumulative Gross Default	642.581,11 €	
Cumulative Recoveries	23.656,89 €	
Cumulative Net Default	618.924,22 €	
Total Number of Defaulted Contracts		97

3-MRA* /
current ratio

Ratio

3-MRA* Annualised Net Default Ratio (New Default)

Annualised Loss Ratio period before previous period	0,12%	0,12%
Annualised Loss Ratio previous period		0,09%
Annualised Loss Ratio current period	0,14%	0,14%

Principal Deficiency

	Amount	Trigger Event y/n
Principal Deficiency period before previous period	- €	no
Principal Deficiency previous period	- €	
Principal Deficiency current period	- €	
PDL Trigger	7.500.000,00 €	

Repurchased Assets

Current Repurchased Asset Amount through breach of warranty or voluntary buyback	- €
Cumulative Repurchased Asset Amount through breach of warranty or voluntary buyback	- €

* 3-MRA stands for three months rolling average

**SC Germany Auto 2016-1
Monthly Investor Report**

4.1 Default Data per Quarter



Reporting Date	09.11.2017				
Payment Date	13.11.2017				
Period No	18				
Monthly Period	Nov 2017				
Interest Period	from	13.10.2017	to	13.11.2017	= 31 days
Collection Period	from	01.10.2017	to	31.10.2017	

Quarter of Default	Periods	New Defaults	Recoveries	Recoveries in Quarter						
				Q2 2016	Q3 2016	Q4 2016	Q1 2017	Q2 2017	Q3 2017	Q4 2017
Q2 2016	1-2	0,00	0,00	0,00	0,00	0,00	0,00	0,00	0,00	0,00
Q3 2016	3-5	59.238,42	4.047,98	0,00	270,00	739,00	680,00	595,00	1.643,98	120,00
Q4 2016	6-8	78.829,99	3.852,13	0,00	0,00	150,00	712,22	936,66	1.848,25	205,00
Q1 2017	9-11	127.211,89	8.567,02	0,00	0,00	0,00	1.002,34	1.400,87	5.104,97	1.058,84
Q2 2017	12-14	134.983,21	1.575,00	0,00	0,00	0,00	0,00	110,00	735,00	730,00
Q3 2017	15-17	200.786,64	5.614,76	0,00	0,00	0,00	0,00	0,00	5.080,00	534,76
Q4 2017	18-18	41.530,96	0,00	0,00	0,00	0,00	0,00	0,00	0,00	0,00
Total		642.581,11	23.656,89	0,00	270,00	889,00	2.394,56	3.042,53	14.412,20	2.648,60

**SC Germany Auto 2016-1
Monthly Investor Report**

5. Outstanding Notes



Reporting Date	09.11.2017			
Payment Date	13.11.2017			
Period No	18			
Monthly Period	Nov 2017			
Interest Period from	13.10.2017	to	13.11.2017	= 31 days
Collection Period from	01.10.2017	to	31.10.2017	

1. Note Balance

	All notes	Class A	Class B
General Note Information			
ISIN Code		XS1405757714	XS1405762045
Currency		EUR	EUR
Initial Tranching	in %	92,75%	7,25%
Legal Maturity		Dec 2025	Dec 2025
Expected Maturity		Jun 2020	Jun 2020
Original Rating (Fitch / Moody's / S&P)		AAAsf/Aaa(sf)/AAA (sf)	NR/NR/NR
Current Rating (Fitch / Moody's / S&P)*		AAAsf/Aaa(sf)/AAA (sf)	NR/NR/NR
Initial Notes Aggregate Principal Outstanding Balance	600.000.000,00 €	556.500.000,00 €	43.500.000,00 €
Initial Nominal per Note		100.000,00 €	100.000,00 €
Initial Number of Notes per Class		5.565	435
Current Note Information			
Class Principal Outstanding Balance Beginning of Period	335.139.334,35 €	291.639.334,35 €	43.500.000,00 €
Available Distribution Amount	20.429.183,83 €		
Amortisation	13.088.824,35 €		
Redemption per Class	13.088.824,35 €	13.088.824,35 €	0,00 €
Redemption per Note		2.351,99 €	0,00 €
Class Principal Outstanding Balance End of Period	322.050.510,00 €	278.550.510,00 €	43.500.000,00 €
Current Tranching		86,5%	13,5%
Current Pool Factor		0,50	1,00

2. Payments to Investors per Note

	All notes	Class A	Class B
Interest Rate Basis: 1-M Euribor / Spread / Fixed Rate	-0,372%	+32 bps	0,88%
DayCount Convention		act/360	act/360
Interest Days	31		
Principal Outstanding per Note Beginning of Period		52.405,99 €	100.000,00 €
> Principal Repayment per Note		2.351,99 €	0,00 €
Principal Outstanding per Note End of Period		50.054,00 €	100.000,00 €
> Interest accrued for the period		0,00 €	32.964,30 €
Interest Payment		0,00 €	32.964,30 €
Interest Payment per Note		0,00 €	75,78 €

3. Credit Enhancements

	Class A	Class B
Initial total CE (Subordination, Reserve)	8,25%	1,00%
Current CE (incl. Excess Spread)	19,28%	5,77%
Current CE (excl. Excess Spread)	15,37%	1,86%

4. Placement Disclosure

	Class A	Class B	
Pre-placed privately with investors which are not in the OG	- €	- €	At Closing
Retained by a member of the OG	- €	43.500.000 €	At Closing
Publicly offered to investors which are not in the OG	556.500.000 €	- €	At Closing
Privately-placed with investors which are not in the OG	- €	- €	Current Period
Retained by a member of the OG	- €	43.500.000 €	Current Period
Publicly-placed with investors which are not in the OG	278.550.510 €	- €	Current Period
Initially retained by a member of the OG, but subsequently placed with investors	- €	- €	Current Period

OG stands for Originator Group
* Last rating action as of 31.05.2016

**SC Germany Auto 2016-1
Monthly Investor Report**

6. Original Principal Balance



Reporting Date	09.11.2017	
Payment Date	13.11.2017	
Period No	18	
Monthly Period	Nov 2017	
Interest Period	from 13.10.2017	to 13.11.2017 = 31 days
Collection Period	from 01.10.2017	to 31.10.2017

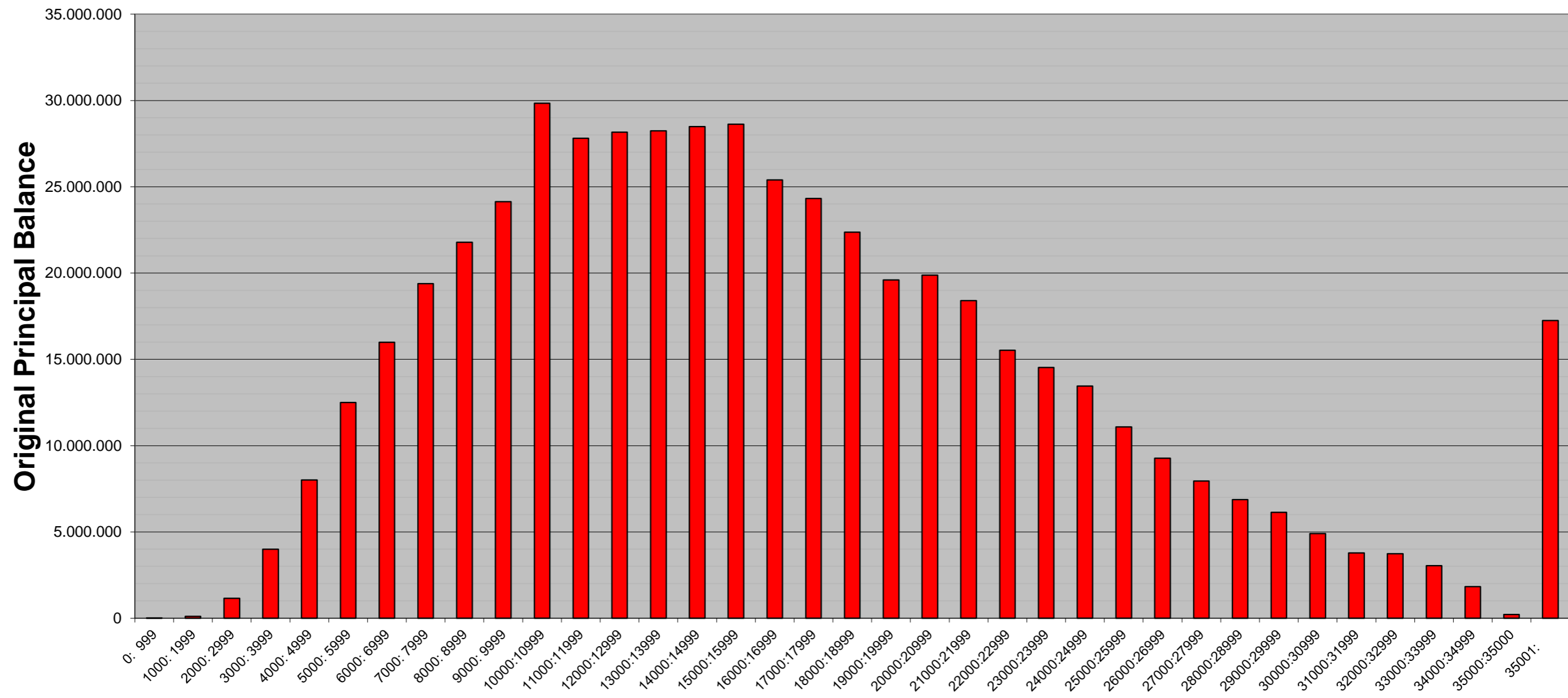
Original Principal Balance (Ranges in EUR)	Original Principal Balance in EUR	Percentage of Total Balance	Number of Loans	Percentage of Total Loans
0: 999	886,00	0,00%	1	0,00%
1000: 1999	114.117,41	0,02%	67	0,17%
2000: 2999	1.159.965,94	0,22%	453	1,12%
3000: 3999	3.996.226,06	0,76%	1.129	2,78%
4000: 4999	8.003.349,79	1,52%	1.771	4,37%
5000: 5999	12.500.640,28	2,37%	2.276	5,61%
6000: 6999	15.995.852,01	3,03%	2.457	6,06%
7000: 7999	19.384.658,31	3,67%	2.585	6,37%
8000: 8999	21.784.569,63	4,13%	2.561	6,31%
9000: 9999	24.138.483,96	4,57%	2.540	6,26%
10000:10999	29.834.484,47	5,65%	2.843	7,01%
11000:11999	27.814.441,06	5,27%	2.418	5,96%
12000:12999	28.171.339,21	5,34%	2.253	5,55%
13000:13999	28.238.276,37	5,35%	2.092	5,16%
14000:14999	28.486.775,46	5,40%	1.964	4,84%
15000:15999	28.627.291,44	5,42%	1.848	4,56%
16000:16999	25.391.131,29	4,81%	1.540	3,80%
17000:17999	24.319.288,41	4,61%	1.391	3,43%
18000:18999	22.360.837,76	4,24%	1.209	2,98%
19000:19999	19.596.612,08	3,71%	1.005	2,48%
20000:20999	19.870.424,11	3,77%	971	2,39%
21000:21999	18.409.562,89	3,49%	857	2,11%
22000:22999	15.533.150,96	2,94%	691	1,70%
23000:23999	14.523.690,92	2,75%	618	1,52%
24000:24999	13.452.020,75	2,55%	550	1,36%
25000:25999	11.078.557,85	2,10%	435	1,07%
26000:26999	9.267.126,47	1,76%	350	0,86%
27000:27999	7.941.055,28	1,50%	289	0,71%
28000:28999	6.867.165,37	1,30%	241	0,59%
29000:29999	6.132.900,06	1,16%	208	0,51%
30000:30999	4.907.567,98	0,93%	161	0,40%
31000:31999	3.776.053,83	0,72%	120	0,30%
32000:32999	3.738.352,03	0,71%	115	0,28%
33000:33999	3.044.510,74	0,58%	91	0,22%
34000:34999	1.830.283,86	0,35%	53	0,13%
35000:35000	210.000,00	0,04%	6	0,01%
35001:	17.245.140,13	3,27%	411	1,01%
Total	527.746.790,17	100,00%	40.570	100,00%

Statistics	in EUR
Average Amount	13.008,30

**SC Germany Auto 2016-1
Monthly Investor Report**

6.1 Original PB (Graph)

Reporting Date			09.11.2017			
Payment Date			13.11.2017			
Period No			18			
Monthly Period			Nov 2017			
Interest Period	from	13.10.2017	to	13.11.2017	=	31 days
Collection Period	from	01.10.2017	to	31.10.2017		



**SC Germany Auto 2016-1
Monthly Investor Report**

7. Current Principal Balance



Reporting Date	09.11.2017	
Payment Date	13.11.2017	
Period No	18	
Monthly Period	Nov 2017	
Interest Period	from 13.10.2017	to 13.11.2017 = 31 days
Collection Period	from 01.10.2017	to 31.10.2017

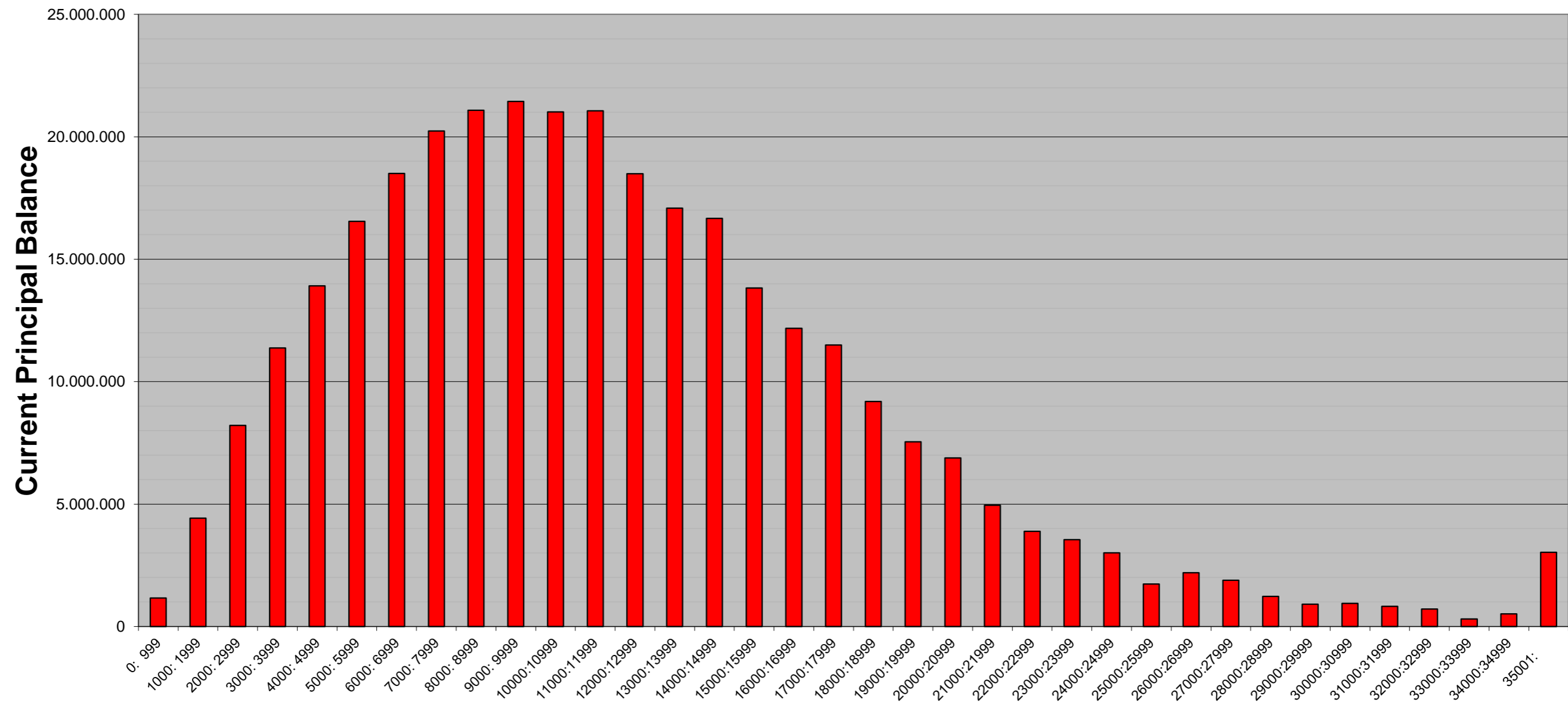
Current Principal Balance (Ranges in EUR)	Current Principal Balance in EUR	Percentage of Total Balance	Number of Loans	Percentage of Total Loans
0: 999	1.160.030,29	0,36%	2.327	5,74%
1000: 1999	4.426.184,94	1,37%	2.934	7,23%
2000: 2999	8.213.470,94	2,55%	3.271	8,06%
3000: 3999	11.378.978,86	3,53%	3.252	8,02%
4000: 4999	13.917.144,77	4,32%	3.094	7,63%
5000: 5999	16.548.714,72	5,14%	3.010	7,42%
6000: 6999	18.501.210,72	5,74%	2.849	7,02%
7000: 7999	20.234.076,72	6,28%	2.698	6,65%
8000: 8999	21.083.975,02	6,55%	2.483	6,12%
9000: 9999	21.451.023,08	6,66%	2.258	5,57%
10000:10999	21.021.492,62	6,53%	2.004	4,94%
11000:11999	21.066.584,93	6,54%	1.833	4,52%
12000:12999	18.486.861,23	5,74%	1.481	3,65%
13000:13999	17.089.091,41	5,31%	1.266	3,12%
14000:14999	16.665.430,22	5,17%	1.152	2,84%
15000:15999	13.825.487,20	4,29%	893	2,20%
16000:16999	12.174.730,22	3,78%	739	1,82%
17000:17999	11.493.810,04	3,57%	658	1,62%
18000:18999	9.195.782,55	2,86%	498	1,23%
19000:19999	7.544.054,98	2,34%	387	0,95%
20000:20999	6.885.331,02	2,14%	336	0,83%
21000:21999	4.955.132,25	1,54%	231	0,57%
22000:22999	3.884.177,07	1,21%	173	0,43%
23000:23999	3.542.823,86	1,10%	151	0,37%
24000:24999	3.008.971,82	0,93%	123	0,30%
25000:25999	1.733.341,23	0,54%	68	0,17%
26000:26999	2.197.256,53	0,68%	83	0,20%
27000:27999	1.891.965,21	0,59%	69	0,17%
28000:28999	1.227.956,94	0,38%	43	0,11%
29000:29999	914.557,00	0,28%	31	0,08%
30000:30999	948.551,01	0,29%	31	0,08%
31000:31999	820.633,33	0,25%	26	0,06%
32000:32999	715.024,00	0,22%	22	0,05%
33000:33999	302.116,06	0,09%	9	0,02%
34000:34999	517.220,31	0,16%	15	0,04%
35001:	3.027.279,57	0,94%	72	0,18%
Total	322.050.472,67	100,00%	40.570	100,00%

Statistics	in EUR
Average Amount	7.938,14

**SC Germany Auto 2016-1
Monthly Investor Report**

7.1 Current PB (Graph)

Reporting Date	09.11.2017	
Payment Date	13.11.2017	
Period No	18	
Monthly Period	Nov 2017	
Interest Period	from 13.10.2017	to 13.11.2017 = 31 days
Collection Period	from 01.10.2017	to 31.10.2017



**SC Germany Auto 2016-1
Monthly Investor Report**

8. Borrower Concentration



Reporting Date			09.11.2017			
Payment Date			13.11.2017			
Period No			18			
Monthly Period			Nov 2017			
Interest Period	from	13.10.2017	to	13.11.2017	=	31 days
Collection Period	from	01.10.2017	to	31.10.2017		

No	Current Principal Balance in EUR	Percentage of Balance	Number of Loans
1	89.205,19	0,0277%	1
2	87.633,59	0,0272%	1
3	76.341,38	0,0237%	1
4	68.967,01	0,0214%	1
5	65.043,68	0,0202%	1
6	64.429,72	0,0200%	1
7	51.897,54	0,0161%	1
8	49.280,00	0,0153%	1
9	47.614,33	0,0148%	1
10	46.905,04	0,0146%	1
11	46.398,81	0,0144%	1
12	46.146,70	0,0143%	1
13	44.595,39	0,0138%	1
14	44.566,01	0,0138%	1
15	44.519,08	0,0138%	1
16	43.511,99	0,0135%	1
17	43.310,27	0,0134%	1
18	42.329,71	0,0131%	1
19	42.101,58	0,0131%	1
20	41.981,01	0,0130%	1
21	41.243,21	0,0128%	1
22	41.138,53	0,0128%	1
23	41.009,10	0,0127%	1
24	40.821,61	0,0127%	1
25	40.003,41	0,0124%	1
	1.290.993,89	0,4009%	25

**SC Germany Auto 2016-1
Monthly Investor Report**

9. Geographical Distribution



Reporting Date	09.11.2017				
Payment Date	13.11.2017				
Period No	18				
Monthly Period	Nov 2017				
Interest Period	from	13.10.2017	to	13.11.2017	= 31 days
Collection Period	from	01.10.2017	to	31.10.2017	

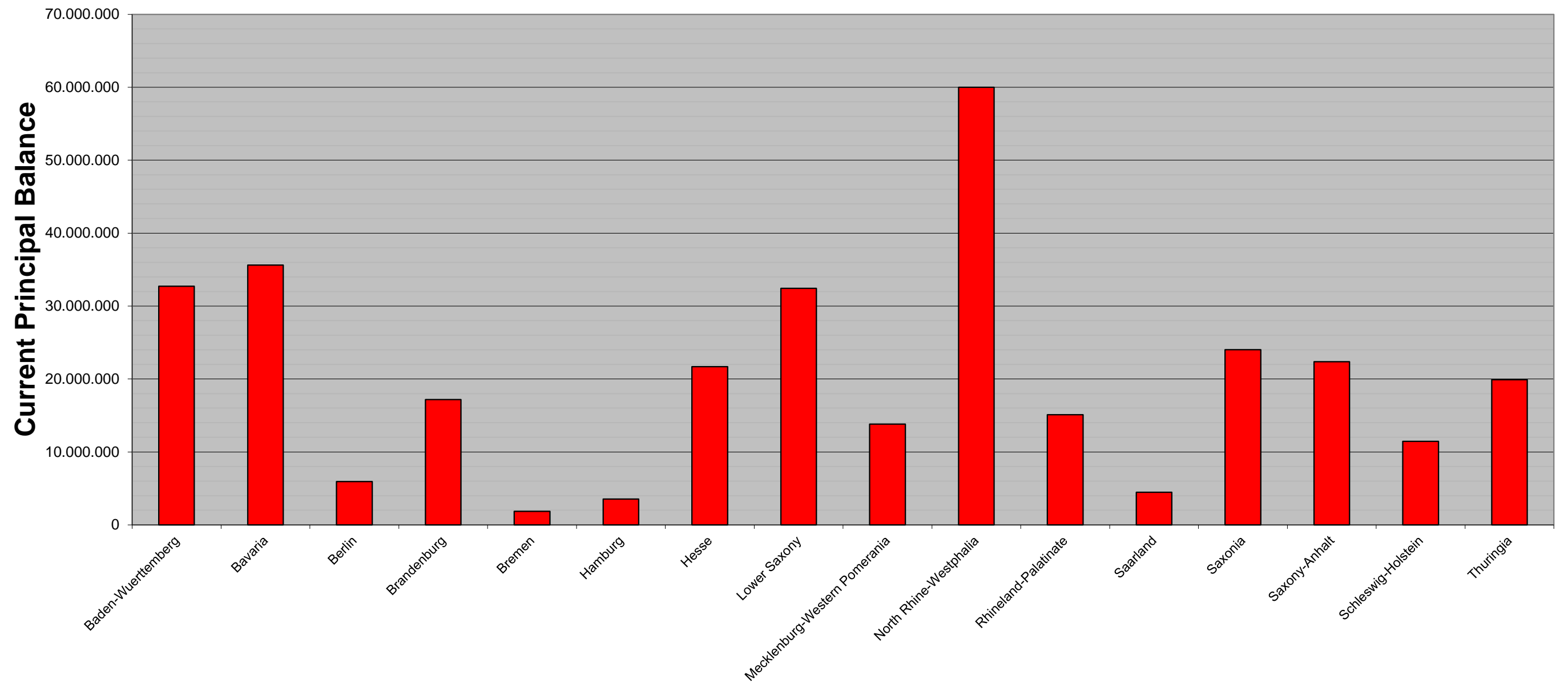
State	Current Principal Balance in EUR	Percentage of Total Balance	Number of Loans	Percentage of Total Loans
Baden-Wuerttemberg	32.721.671,28	10,16%	3.863	9,52%
Bavaria	35.613.900,93	11,06%	4.131	10,18%
Berlin	5.943.455,55	1,85%	811	2,00%
Brandenburg	17.174.537,61	5,33%	2.334	5,75%
Bremen	1.866.033,01	0,58%	239	0,59%
Hamburg	3.540.420,48	1,10%	440	1,08%
Hesse	21.676.495,29	6,73%	2.559	6,31%
Lower Saxony	32.414.277,91	10,06%	4.255	10,49%
Mecklenburg-Western	13.811.202,96	4,29%	1.969	4,85%
North Rhine-Westphalia	59.990.221,55	18,63%	7.468	18,41%
Rhineland-Palatinate	15.092.210,83	4,69%	1.799	4,43%
Saarland	4.478.472,87	1,39%	522	1,29%
Saxonia	24.025.679,83	7,46%	3.168	7,81%
Saxony-Anhalt	22.353.430,03	6,94%	3.022	7,45%
Schleswig-Holstein	11.441.324,07	3,55%	1.553	3,83%
Thuringia	19.907.138,47	6,18%	2.437	6,01%
Total	322.050.472,67	100,00%	40.570	100,00%

**SC Germany Auto 2016-1
Monthly Investor Report**

9.1 Geographical Distribution (Graph)



Reporting Date	09.11.2017				
Payment Date	13.11.2017				
Period No	18				
Monthly Period	Nov 2017				
Interest Period	from	13.10.2017	to	13.11.2017	= 31 days
Collection Period	from	01.10.2017	to	31.10.2017	



**SC Germany Auto 2016-1
Monthly Investor Report**

10. Object/Vehicle Type



Reporting Date			09.11.2017			
Payment Date			13.11.2017			
Period No			18			
Monthly Period			Nov 2017			
Interest Period	from	13.10.2017	to	13.11.2017	=	31 days
Collection Period	from	01.10.2017	to	31.10.2017		

<i>Vehicle Type</i>	<i>Current Principal Balance in EUR</i>	<i>Percentage of Total Balance</i>	<i>Number of Loans</i>	<i>Percentage of Total Loans</i>
New Vehicle	140.315.054,93	43,57%	14.163	34,91%
Used Vehicle	181.735.417,74	56,43%	26.407	65,09%
Total	322.050.472,67	100,00%	40.570	100,00%

<i>Object Type</i>	<i>Current Principal Balance in EUR</i>	<i>Percentage of Total Balance</i>	<i>Number of Loans</i>	<i>Percentage of Total Loans</i>
Car	316.045.170,45	98,14%	39.152	96,50%
Motorbike	3.997.834,60	1,24%	1.161	2,86%
Leisure	2.007.467,62	0,62%	257	0,63%
Total	322.050.472,67	100,00%	40.570	100,00%

**SC Germany Auto 2016-1
Monthly Investor Report**

11. Insurances



Reporting Date			09.11.2017			
Payment Date			13.11.2017			
Period No			18			
Monthly Period			Nov 2017			
Interest Period	from	13.10.2017	to	13.11.2017	=	31 days
Collection Period	from	01.10.2017	to	31.10.2017		

<i>Payment Protection Insurance</i>	<i>Current Principal Balance in EUR</i>	<i>Percentage of Total Balance</i>	<i>Number of Loans</i>	<i>Percentage of Total Loans</i>
No	105.063.538,46	32,62%	12.932	31,88%
Yes	216.986.934,21	67,38%	27.638	68,12%
Total	322.050.472,67	100,00%	40.570	100,00%

<i>Gap Insurance (Santander Safe)</i>	<i>Current Principal Balance in EUR</i>	<i>Percentage of Total Balance</i>	<i>Number of Loans</i>	<i>Percentage of Total Loans</i>
No	228.366.679,91	70,91%	29.635	73,05%
Yes	93.683.792,76	29,09%	10.935	26,95%
Total	322.050.472,67	100,00%	40.570	100,00%

<i>Repair Cost Insurance (Santander AutoCare)</i>	<i>Current Principal Balance in EUR</i>	<i>Percentage of Total Balance</i>	<i>Number of Loans</i>	<i>Percentage of Total Loans</i>
No	293.913.182,18	91,26%	36.929	91,03%
Yes	28.137.290,49	8,74%	3.641	8,97%
Total	322.050.472,67	100,00%	40.570	100,00%

**SC Germany Auto 2016-1
Monthly Investor Report**

12. Type of Contract



Reporting Date	09.11.2017				
Payment Date	13.11.2017				
Period No	18				
Monthly Period	Nov 2017				
Interest Period	from	13.10.2017	to	13.11.2017	= 31 days
Collection Period	from	01.10.2017	to	31.10.2017	

<i>Contracts w/Balloon Payments</i>	<i>Current Principal Balance in EUR</i>	<i>Percentage of Total Balance</i>	<i>Number of Loans</i>	<i>Percentage of Total Loans</i>
No	158.142.458,54	49,10%	27.018	66,60%
Yes	163.908.014,13	50,90%	13.552	33,40%
- of which balloon rates	101.761.778,28	31,60%		
- of which regular installments	62.146.235,85	19,30%		
Total	322.050.472,67	100,00%	40.570	100,00%

<i>Balloon Loans - Original Term in months</i>	<i>Balloon Rates in EUR</i>	<i>Balloon Rates in % of Total Balloon Rates</i>	<i>Number of Balloon Loans</i>	<i>Percentage of Total Balloon Loans</i>
13:25	701.512,12	0,69%	83	0,61%
26:38	9.702.200,44	9,53%	1.267	9,35%
39:51	34.549.987,80	33,95%	4.389	32,39%
52:64	56.786.361,92	55,80%	7.811	57,64%
65:72	5.520,00	0,01%	1	0,01%
73:	16.196,00	0,02%	1	0,01%
Total	101.761.778,28	100,00%	13.552	100,00%

<i>Balloon Loans - Remaining Term in months</i>	<i>Balloon Rates in EUR</i>	<i>Balloon Rates in % of Total Balloon Rates</i>	<i>Number of Balloon Loans</i>	<i>Percentage of Total Balloon Loans</i>
0:12	16.162.758,45	15,88%	2.097	15,47%
13:25	33.290.540,37	32,71%	4.391	32,40%
26:38	46.893.399,55	46,08%	6.363	46,95%
39:51	5.415.079,91	5,32%	701	5,17%
Total	101.761.778,28	100,00%	13.552	100,00%

**SC Germany Auto 2016-1
Monthly Investor Report**

13. Payment Methods



Reporting Date			09.11.2017			
Payment Date			13.11.2017			
Period No			18			
Monthly Period			Nov 2017			
Interest Period	from	13.10.2017	to	13.11.2017	=	31 days
Collection Period	from	01.10.2017	to	31.10.2017		

<i>Payment Method</i>	<i>Current Principal Balance in EUR</i>	<i>Percentage of Total Balance</i>	<i>Number of Loans</i>	<i>Percentage of Total Loans</i>
Direct Debit	319.417.056,43	99,18%	40.228	99,16%
Other	2.633.416,24	0,82%	342	0,84%
Total	322.050.472,67	100,00%	40.570	100,00%

<i>Cycle of Payment</i>	<i>Current Principal Balance in EUR</i>	<i>Percentage of Total Balance</i>	<i>Number of Loans</i>	<i>Percentage of Total Loans</i>
15th of month	149.066.641,51	46,29%	18.721	46,14%
1st of month	172.983.831,16	53,71%	21.849	53,86%
Total	322.050.472,67	100,00%	40.570	100,00%

**SC Germany Auto 2016-1
Monthly Investor Report**

14. Downpayment



Reporting Date		09.11.2017				
Payment Date		13.11.2017				
Period No		18				
Monthly Period		Nov 2017				
Interest Period	from	13.10.2017	to	13.11.2017	=	31 days
Collection Period	from	01.10.2017	to	31.10.2017		

<i>Downpayment (Ranges in EUR)</i>	<i>Original Principal Balance in EUR</i>	<i>Percentage of Total Balance</i>	<i>Number of Loans</i>	<i>Percentage of Total Loans</i>	<i>Downpayment / Purchase Price in %</i>
No Downpayment	100.015.013,62	31,06%	11.704	28,85%	0,00%
0: 999	11.764.834,60	3,65%	1.924	4,74%	5,46%
1000: 1999	26.606.429,56	8,26%	3.951	9,74%	11,08%
2000: 2999	31.828.572,78	9,88%	4.213	10,38%	16,41%
3000: 3999	27.337.173,10	8,49%	3.496	8,62%	21,29%
4000: 4999	21.232.133,71	6,59%	2.677	6,60%	25,83%
5000: 5999	25.310.097,11	7,86%	3.052	7,52%	28,79%
6000: 6999	15.592.778,85	4,84%	1.880	4,63%	32,49%
7000: 7999	12.001.900,03	3,73%	1.467	3,62%	36,07%
8000: 8999	10.081.453,21	3,13%	1.250	3,08%	39,10%
9000: 9999	5.833.474,86	1,81%	732	1,80%	42,60%
10000:10999	12.123.944,52	3,76%	1.414	3,49%	42,43%
11000:11999	3.680.304,62	1,14%	481	1,19%	46,84%
12000:12999	4.690.601,13	1,46%	577	1,42%	48,05%
13000:13999	2.381.613,76	0,74%	307	0,76%	50,69%
14000:14999	1.935.255,76	0,60%	261	0,64%	53,44%
15000:15000	2.059.982,09	0,64%	257	0,63%	52,33%
15001:	7.574.909,36	2,35%	927	2,28%	59,41%
Total	322.050.472,67	100,00%	40.570	100,00%	23,34%

<i>Downpayment and Purchase Price</i>	<i>All Contracts</i>	<i>Contracts with Downpayment</i>
Average downpayment	3.712,61 €	5.217,93 €
Average Purchase Price	15.903,84 €	17.180,27 €
Mimimum Downpayment		100,00 €
Maximum Downpayment		77.875,00 €
Downpayment in %	23,34%	30,37%

**SC Germany Auto 2016-1
Monthly Investor Report**

15. Customer Yield



Reporting Date			09.11.2017			
Payment Date			13.11.2017			
Period No			18			
Monthly Period			Nov 2017			
Interest Period	from	13.10.2017	to	13.11.2017	=	31 days
Collection Period	from	01.10.2017	to	31.10.2017		

Yield Range *	Current Principal Balance in EUR	Percentage of Total Balance	Number of Loans	Percentage of Total Loans
0: 0	187.923,11	0,06%	16	0,04%
1: 1	30.762.781,10	9,55%	2.778	6,85%
2: 2	59.194.223,08	18,38%	6.128	15,10%
3: 3	131.143.198,91	40,72%	14.542	35,84%
4: 4	65.683.440,32	20,40%	9.690	23,88%
5: 5	22.165.381,67	6,88%	4.356	10,74%
6: 6	8.660.360,66	2,69%	1.938	4,78%
7: 7	2.520.354,23	0,78%	675	1,66%
8: 8	1.126.843,55	0,35%	280	0,69%
9: 9	548.754,97	0,17%	154	0,38%
10:10	56.401,20	0,02%	12	0,03%
11:11	809,87	0,00%	1	0,00%
Total	322.050.472,67	100,00%	40.570	100,00%

Statistics	in %
WA Interest	3,90%

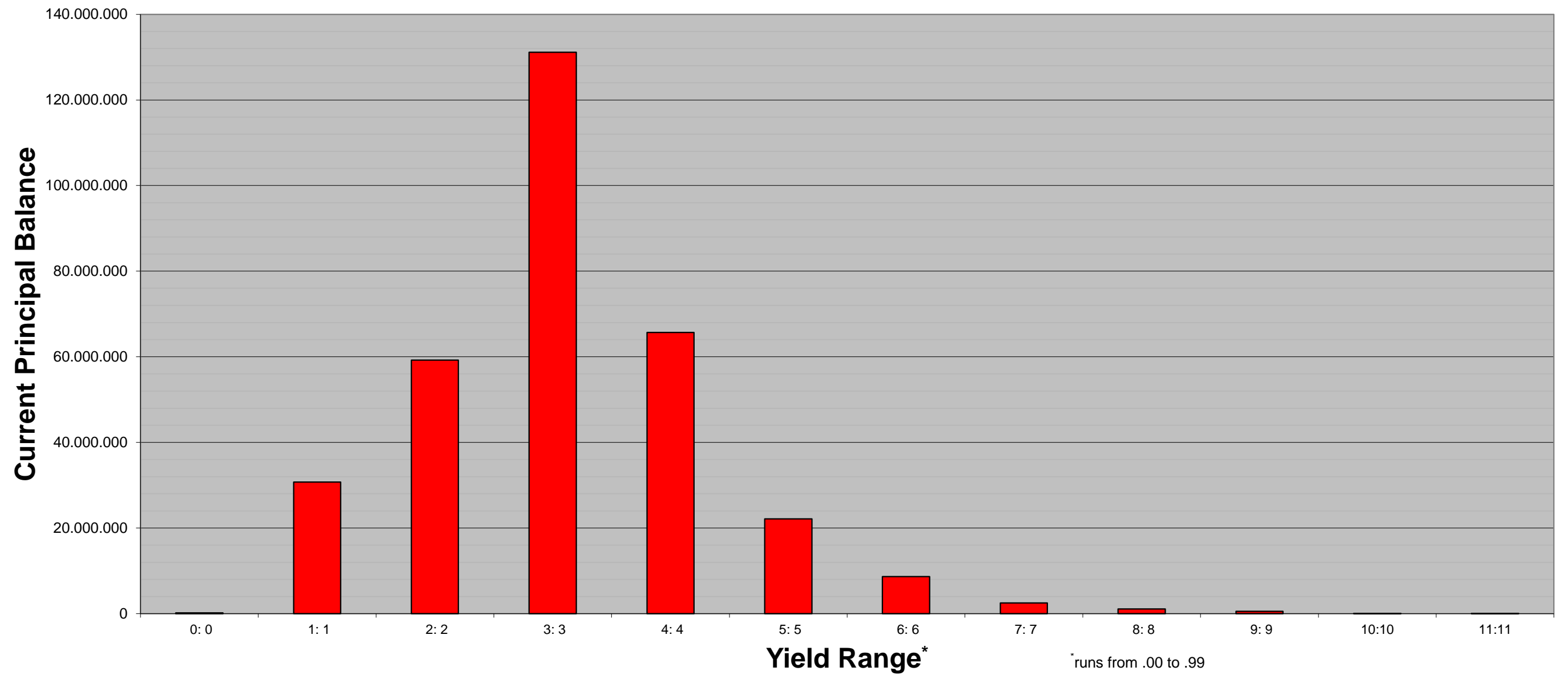
* runs from .00 to .99

**SC Germany Auto 2016-1
Monthly Investor Report**

15.1 Customer Yield (Graph)



Reporting Date			09.11.2017			
Payment Date			13.11.2017			
Period No			18			
Monthly Period			Nov 2017			
Interest Period	from	13.10.2017	to	13.11.2017	=	31 days
Collection Period	from	01.10.2017	to	31.10.2017		



**SC Germany Auto 2016-1
Monthly Investor Report**

16. Seasoning



Reporting Date	09.11.2017	
Payment Date	13.11.2017	
Period No	18	
Monthly Period	Nov 2017	
Interest Period	from 13.10.2017	to 13.11.2017 = 31 days
Collection Period	from 01.10.2017	to 31.10.2017

Seasoning in Months	Current Principal Balance in EUR	Percentage of Total Balance	Number of Loans	Percentage of Total Loans
18:20	1.119.219,49	0,35%	108	0,27%
21:23	68.034.643,34	21,13%	7.290	17,97%
24:26	79.962.106,47	24,83%	9.010	22,21%
27:29	64.496.783,00	20,03%	7.651	18,86%
30:32	43.711.969,64	13,57%	6.184	15,24%
33:35	23.869.680,67	7,41%	3.533	8,71%
36:38	18.984.463,95	5,89%	2.858	7,04%
39:41	12.167.694,49	3,78%	1.935	4,77%
42:44	3.775.137,88	1,17%	607	1,50%
45:47	1.944.396,65	0,60%	310	0,76%
48:50	1.082.302,60	0,34%	187	0,46%
51:53	1.067.572,38	0,33%	236	0,58%
54:56	795.131,78	0,25%	237	0,58%
57:59	365.253,85	0,11%	115	0,28%
60:62	246.689,17	0,08%	86	0,21%
63:65	229.316,96	0,07%	95	0,23%
66:68	106.943,05	0,03%	54	0,13%
69:71	45.402,86	0,01%	36	0,09%
72:74	13.822,84	0,00%	12	0,03%
75:77	20.523,34	0,01%	12	0,03%
78:80	9.260,00	0,00%	9	0,02%
81:	2.158,26	0,00%	5	0,01%
Total	322.050.472,67	100,00%	40.570	100,00%

Statistics

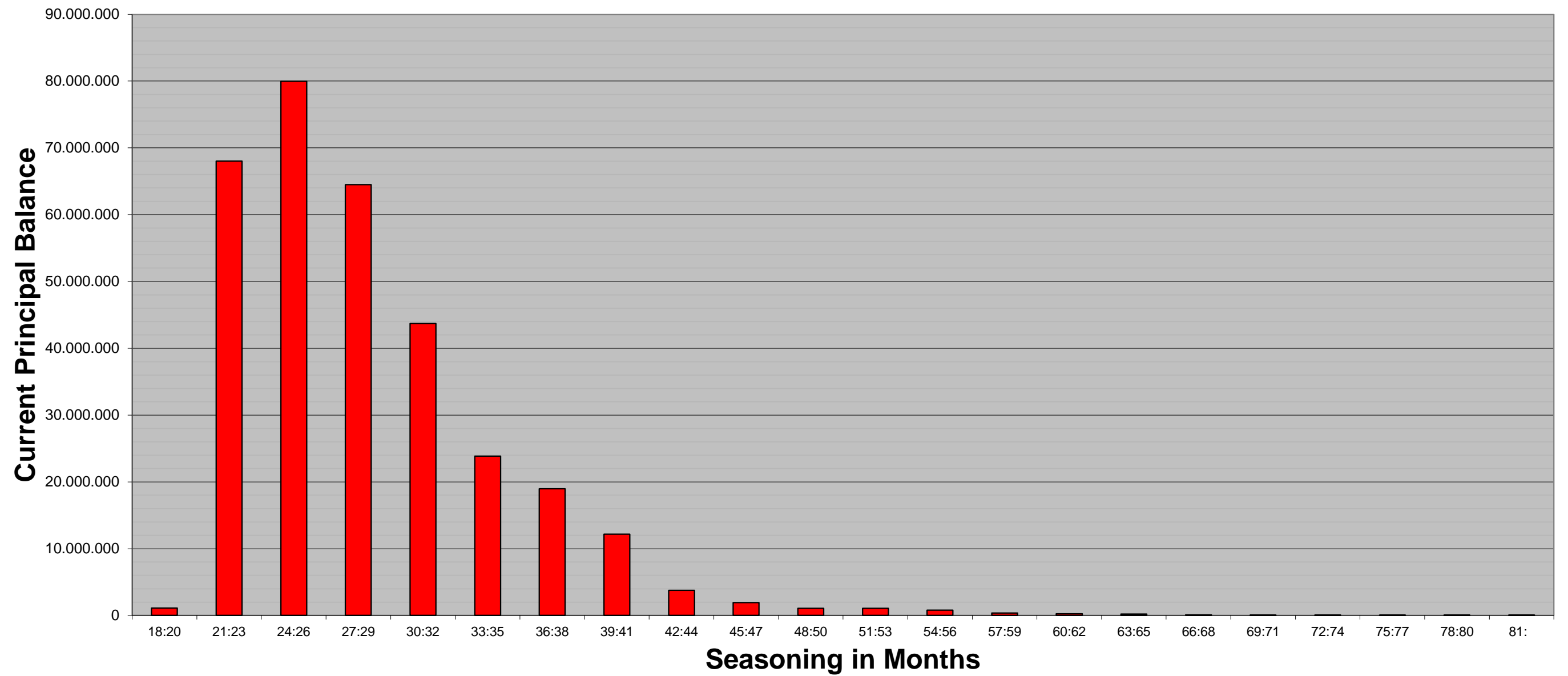
WA Seasoning	28,38
--------------	-------

**SC Germany Auto 2016-1
Monthly Investor Report**

16.1 Seasoning (Graph)



Reporting Date			09.11.2017		
Payment Date			13.11.2017		
Period No			18		
Monthly Period			Nov 2017		
Interest Period	from	13.10.2017	to	13.11.2017	= 31 days
Collection Period	from	01.10.2017	to	31.10.2017	



**SC Germany Auto 2016-1
Monthly Investor Report**

17. Remaining Term



Reporting Date	09.11.2017	
Payment Date	13.11.2017	
Period No	18	
Monthly Period	Nov 2017	
Interest Period	from 13.10.2017	to 13.11.2017 = 31 days
Collection Period	from 01.10.2017	to 31.10.2017

<i>Remaining Term in Months</i>	<i>Current Principal Balance in EUR</i>	<i>Percentage of Total Balance</i>	<i>Number of Loans</i>	<i>Percentage of Total Loans</i>
0: 6	7.808.236,96	2,42%	3.295	8,12%
7:13	23.294.770,22	7,23%	5.168	12,74%
14:20	32.279.552,70	10,02%	5.261	12,97%
21:27	57.179.579,48	17,75%	7.094	17,49%
28:34	61.708.850,53	19,16%	6.580	16,22%
35:41	70.883.164,38	22,01%	6.704	16,52%
42:48	24.017.022,48	7,46%	2.627	6,48%
49:55	17.340.250,68	5,38%	1.670	4,12%
56:62	22.455.971,81	6,97%	1.801	4,44%
63:69	5.062.564,53	1,57%	369	0,91%
70:76	20.508,90	0,01%	1	0,00%
Total	322.050.472,67	100,00%	40.570	100,00%

Statistics

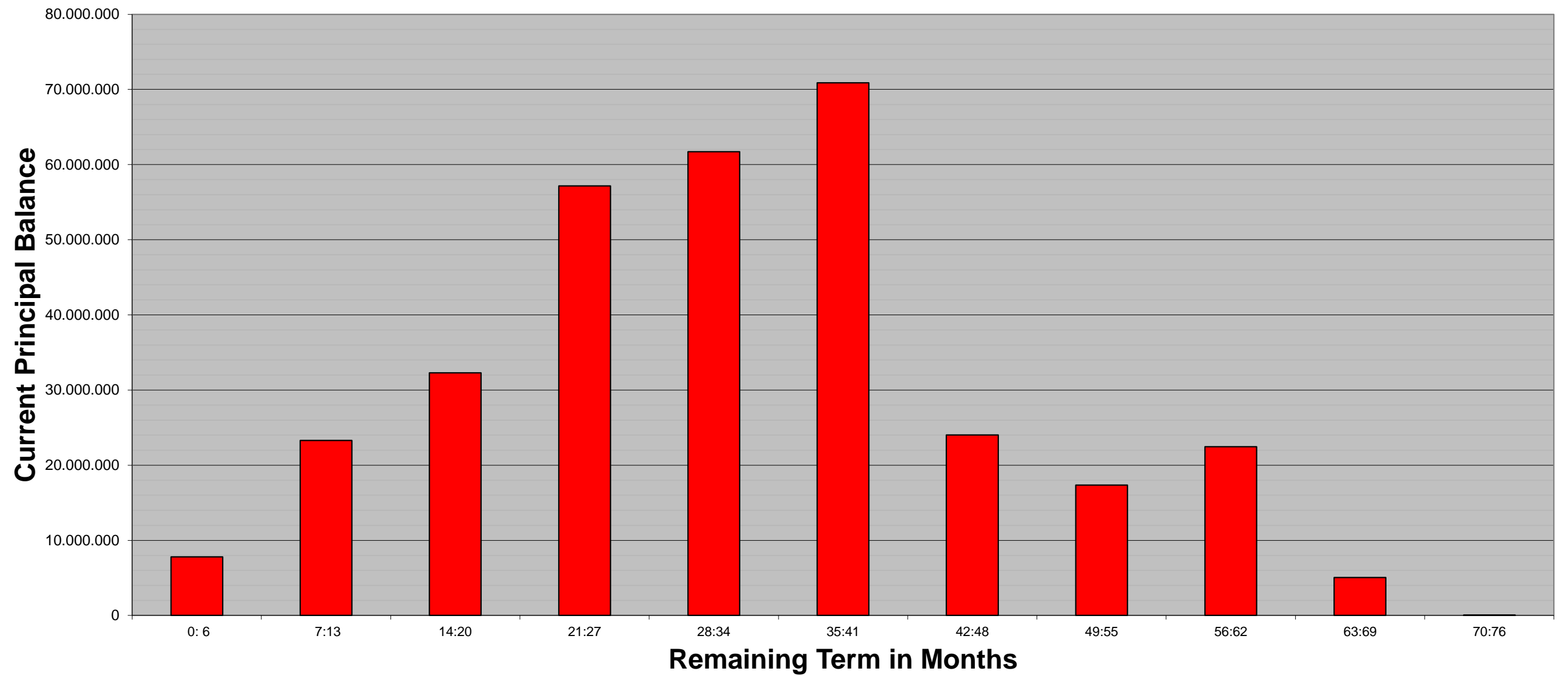
WA Remaining Term	32,34
-------------------	-------

**SC Germany Auto 2016-1
Monthly Investor Report**

17.1 Remaining Term (Graph)



Reporting Date	09.11.2017				
Payment Date	13.11.2017				
Period No	18				
Monthly Period	Nov 2017				
Interest Period	from	13.10.2017	to	13.11.2017	= 31 days
Collection Period	from	01.10.2017	to	31.10.2017	



**SC Germany Auto 2016-1
Monthly Investor Report**

18. Original Term



Reporting Date			09.11.2017			
Payment Date			13.11.2017			
Period No			18			
Monthly Period			Nov 2017			
Interest Period	from	13.10.2017	to	13.11.2017	=	31 days
Collection Period	from	01.10.2017	to	31.10.2017		

<i>Original Term in Months</i>	<i>Current Principal Balance in EUR</i>	<i>Percentage of Total Balance</i>	<i>Number of Loans</i>	<i>Percentage of Total Loans</i>
13:25	993.548,95	0,31%	699	1,72%
26:38	19.658.033,61	6,10%	5.565	13,72%
39:51	71.175.000,29	22,10%	10.147	25,01%
52:64	144.968.747,27	45,01%	15.201	37,47%
65:77	45.171.377,67	14,03%	5.417	13,35%
78:	40.083.764,88	12,45%	3.541	8,73%
Total	322.050.472,67	100,00%	40.570	100,00%

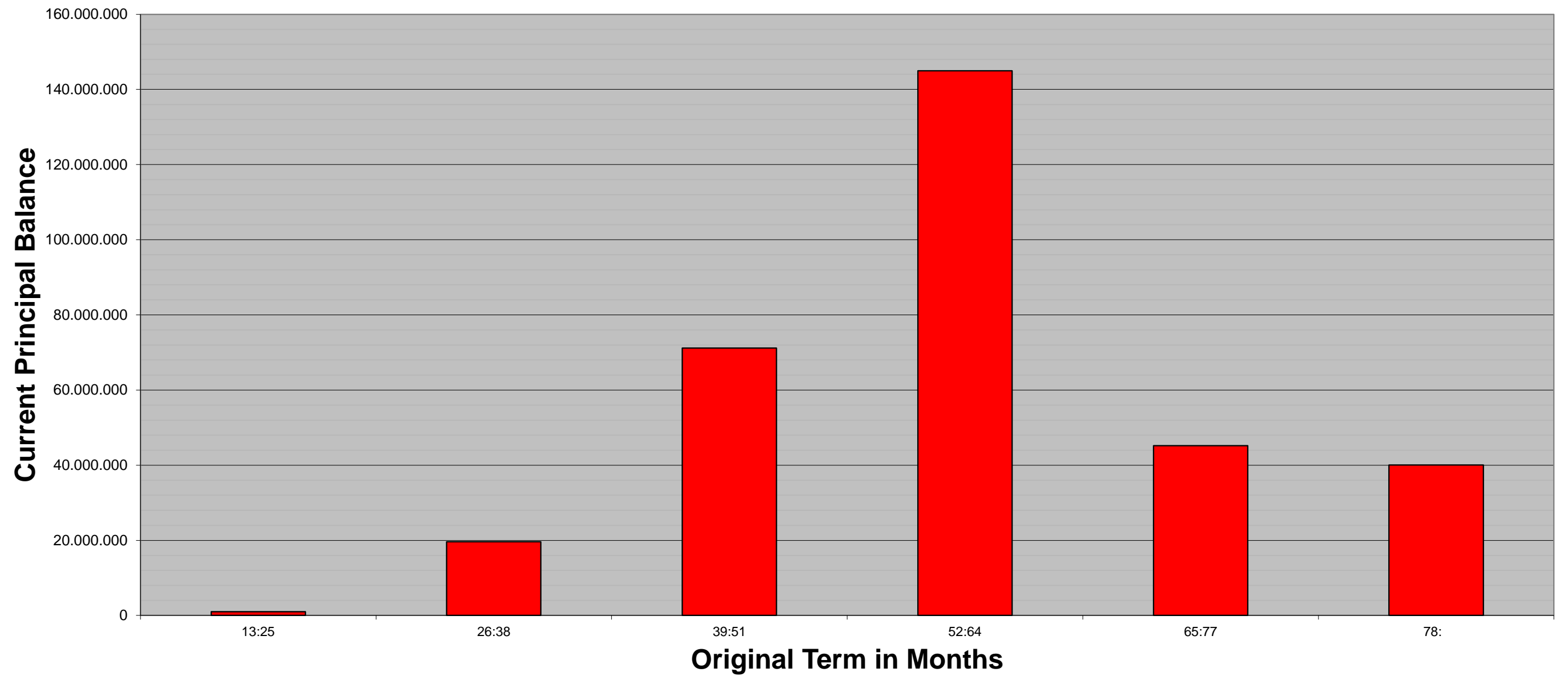
Statistics

WA Original Term	60,72
------------------	-------

**SC Germany Auto 2016-1
Monthly Investor Report**

18.1 Original Term (Graph)

Reporting Date	09.11.2017				
Payment Date	13.11.2017				
Period No	18				
Monthly Period	Nov 2017				
Interest Period	from	13.10.2017	to	13.11.2017	= 31 days
Collection Period	from	01.10.2017	to	31.10.2017	



**SC Germany Auto 2016-1
Monthly Investor Report**

19. Manufacturer Brands



Reporting Date	09.11.2017	
Payment Date	13.11.2017	
Period No	18	
Monthly Period	Nov 2017	
Interest Period	from 13.10.2017	to 13.11.2017 = 31 days
Collection Period	from 01.10.2017	to 31.10.2017

Manufacturer brands	Current Principal Balance in EUR	Percentage of Total Balance	Number of Loans	Percentage of Total Loans
1	39.640.381,41	12,31%	3.929	9,68%
2	35.985.125,34	11,17%	3.463	8,54%
3	30.074.443,39	9,34%	3.971	9,79%
4	27.990.296,71	8,69%	4.188	10,32%
5	27.136.752,67	8,43%	3.588	8,84%
6	24.727.994,73	7,68%	2.899	7,15%
7	14.413.925,91	4,48%	1.562	3,85%
8	12.376.863,52	3,84%	1.721	4,24%
9	12.128.591,30	3,77%	1.322	3,26%
10	10.912.576,37	3,39%	1.373	3,38%
11	10.879.315,51	3,38%	1.402	3,46%
12	8.726.681,36	2,71%	1.274	3,14%
13	8.710.760,99	2,70%	1.061	2,62%
14	7.375.167,05	2,29%	660	1,63%
15	7.284.540,46	2,26%	1.068	2,63%
	278.363.416,72	86,43%	33.481	82,53%

TOP 15 manufacturer brands in alphabetical order:
Audi, BMW, Citroen, Ford, Hyundai, Kia, Mazda, Mercedes, Nissan, Opel, SEAT (E), Skoda, Suzuki, Volvo, VW

**SC Germany Auto 2016-1
Monthly Investor Report**

20. Priority of Payments + Transaction Costs



Reporting Date			09.11.2017			
Payment Date			13.11.2017			
Period No			18			
Monthly Period			Nov 2017			
Interest Period	from	13.10.2017	to	13.11.2017	=	31 days
Collection Period	from	01.10.2017	to	31.10.2017		

Priority of Payments

Available Distribution Amount		20.429.183,83 €
Senior Expenses	-	17.420,69 €
Net Swap Payments	-	- €
Interest Notes Class A	-	- €
Interest Notes Class B	-	32.964,30 €
Payments to Liquidity Reserve Fund	-	6.000.000,00 €
Principal Payments Class A	-	13.088.824,35 €
Principal Payments Class B	-	- €
Payment due to rounding differences	-	37,33 €
Payments to Reserve Fund	-	- €
Payments to Commingling Reserve Ledger	-	n/a
Payments to Set-Off Reserve Ledger	-	n/a
Swap Termination Payments	-	n/a
Interest Subordinated Loan	-	8.473,33 €
Principal Payments Subordinated Loan	-	- €
Payments to Seller	=	1.281.463,83 €

Transaction Costs

	All notes	Class A	Class B
Senior Expenses	- 17.420,69 €		
Interest accrued for the Period	- 32.964,30 €	- €	- 32.964,30 €
Cumulative Interest accrued	- 577.379,85 €	- €	- 577.379,85 €
Interest Payments	- 32.964,30 €	- €	- 32.964,30 €
Cumulative Interest Payments	- 577.379,85 €	- €	- 577.379,85 €
Interest accrued on Subordinated Loan for the	- 8.473,33 €		
Cumulative Interest accrued on Subordinated L	- 148.419,99 €		
Interest Payments on Subordinated Loan	- 8.473,33 €		
Cumulative Interest Payments on Subordinatec	- 148.419,99 €		
Unpaid Interest for the Period	- €		
Cumulative Unpaid Interest	- €		

**SC Germany Auto 2016-1
Monthly Investor Report**

21.1 Swap Counterparty 1



Reporting Date	09.11.2017				
Payment Date	13.11.2017				
Period No	18				
Monthly Period	Nov 2017				
Interest Period	from	13.10.2017	to	13.11.2017	= 31 days
Collection Period	from	01.10.2017	to	31.10.2017	

Swap Counterparty

Swap Counterparty Abbey National Treasury Services plc
Swap Rating Trigger Breach no

Rating Trigger & Current Ratings	Consequenses	Moody's			Fitch			S & P			Trigger breach
		Long Term (CRA)	Short Term (CRA)	Outlook	Long Term	Short Term	Outlook	Long Term	Short Term	Outlook	
1st Rating Trigger	Collateral, Guarantee or Replacement	A3(cr)	-		A	F1		A	A-1		no
2nd Rating Trigger	Guarantee or Replacement	Baa1(cr)	-		BBB-	F3		BBB+	A-1		no
Current Counterparty Ratings		Aa2(cr)	P-1(cr)	STABLE	A	*+	F1	-	A	A-1	NEG

Current Swap Data

Swap Type Fixed Floating Interest Rate Swap
Notional Amount 145.819.667,18
Fixed Rate -0,4000%
Floating Rate (Euribor) -0,3720%
Net Swap Payments 3.515,87
Notional Amount next period 139.275.255,00

Swap Counterparty Details

Abbey National Treasury Services plc
FI Structuring
2 Triton Square
Regent's Place
London, NW1 3AN
United Kingdom
Phone +44 20 7756 6960
Email: robustiano.tubio@santandergercb.com

Counterparty Replacement

Old Counterparty Abbey National Treasury Services plc
Current Counterparty Abbey National Treasury Services plc

Swap Collateral

Beginning of Period - €
Cash Outflow - €
Cash Inflow - €
End of Period - €

Ratings as of 31.10.2017, data source: Bloomberg

**SC Germany Auto 2016-1
Monthly Investor Report**

21.2 Swap Counterparty 2



Reporting Date	09.11.2017				
Payment Date	13.11.2017				
Period No	18				
Monthly Period	Nov 2017				
Interest Period	from	13.10.2017	to	13.11.2017	= 31 days
Collection Period	from	01.10.2017	to	31.10.2017	

Swap Counterparty

Swap Counterparty DZ Bank AG
Swap Rating Trigger Breach no

Rating Trigger & Current Ratings	Consequenses	Moody's			Fitch			S & P			Trigger breach
		Long Term (CRA)	Short Term (CRA)	Outlook	Long Term	Short Term	Outlook	Long Term	Short Term	Outlook	
1st Rating Trigger	Collateral, Guarantee or Replacement	A3(cr)	-		A	F1		A	A-1		no
2nd Rating Trigger	Guarantee or Replacement	Baa1(cr)	-		BBB-	F3		BBB+	A-1		no
Current Counterparty Ratings		Aa1(cr)	P-1(cr)	STABLE	AA-	F1+	STABLE	AA-	A-1+	STABLE	

Current Swap Data

Swap Type	Fixed Floating Interest Rate Swap
Notional Amount	145.819.667,18
Fixed Rate	-0,4000%
Floating Rate (Euribor)	-0,3720%
Net Swap Payments	3.515,87
Notional Amount next period	139.275.255,00

Swap Counterparty Details

DZ Bank AG
Kapitalmärkte Handel / ABS-Emissionen
Platz der Republik
60265 Frankfurt am Main
Germany
Phone +49 69 7447 4341
Email: Tom.Oelrich@dzbank.de

Counterparty Replacement

Old Counterparty	DZ Bank AG
Current Counterparty	DZ Bank AG

Swap Collateral

Begining of Period	- €
Cash Outflow	- €
Cash Inflow	- €
End of Period	- €

Ratings as of 31.10.2017, data source: Bloomberg

SC Germany Auto 2016-1 Monthly Investor Report

22. Retention



Reporting Date	09.11.2017				
Payment Date	13.11.2017				
Period No	18				
Monthly Period	01.11.2017				
Interest Period	from	13.10.2017	to	13.11.2017	= 31 days
Collection Period	from	01.10.2017	to	31.10.2017	

Santander Consumer Bank AG confirms its compliance to have continuously retained a net economic interest in the SC Germany Auto 2016-1 securitisation transaction of at least 5% of the securitised Purchased Receivables pursuant to Art. 405 of the CRR (Regulation (EU) No 575/2013 of the European Parliament and of the Council of 26 June 2013) by retaining the regulatory first loss tranche which is represented by the Subordinated Loan of at least 1% and by retaining the regulatory second loss tranche which is represented by the Class B Notes of at least 4%.

Outstanding Principal Balance of Purchased Receivables as of the Offer Date:	599.999.999,80 €
Outstanding Principal Balance of Purchased Receivables as of the beginning of the Monthly Period:	335.139.308,44 €
Outstanding Principal Balance of Purchased Receivables as of the end of the Monthly Period:	322.050.472,67 €
Outstanding Principal Balance of the Subordinated Loan as of the Offer Date:	6.000.000,00 €
Outstanding Principal Balance of the Subordinated Loan as of the beginning of the Monthly Period:	6.000.000,00 €
Outstanding Principal Balance of the Subordinated Loan as of the end of the Monthly Period:	6.000.000,00 €
Outstanding Balance of the Class B Notes as of the Offer Date:	43.500.000,00 €
Outstanding Balance of the Class B Notes as of the beginning of the Monthly Period:	43.500.000,00 €
Outstanding Balance of the Class B Notes as of the end of the Monthly Period:	43.500.000,00 €
Net Economic Interest Ratio as of Offer Date:	8,25%
Net Economic Interest Ratio as of the beginning of the Monthly Period:	14,77%
Net Economic Interest Ratio as of the end of the Monthly Period:	15,37%

**SC Germany Auto 2016-1
Monthly Investor Report**

23. Counterparties



Reporting Date	09.11.2017				
Payment Date	13.11.2017				
Period No	18				
Monthly Period	Nov 2017				
Interest Period	from	13.10.2017	to	13.11.2017	= 31 days
Collection Period	from	01.10.2017	to	31.10.2017	

Join Lead Managers:

eMail: shaun.baddeley@santanderpcb.com
Phone: +44 20 7756 4309

eMail: anne-clairelerin@hsbc.com
Phone: +44 20 7991 5727

eMail: rainer.bohn@lbbw.de
Phone: +49 711 12749651

Paying Agent:

eMail: mbs.erg.london@usbank.com
Phone: +44(20)733-02000

Transaction Account:

eMail: mbs.erg.london@usbank.com
Phone: +44(20)733-02000

Transaction Security Trustee:

directors-uk@intertrustgroup.com
Phone: +44 207 398 6300

Data Trustee:

eMail: frankfurt@intertrustgroup.com
Phone: +49 69 643 50 8900

Rating Agencies:

Banco Santander S.A.
Santander Global Banking and Markets
2 Triton Square
Regent's Place
London NW1 3AN
United Kingdom

HSBC
8 Canada Square
London E14 5HQ
United Kingdom

LBBW
Am Hauptbahnhof 2
70173 Stuttgart
Germany

Elavon Financial Services Limited
5th Floor, 125 Old Broad Street
London EC2N 1Ar
United Kingdom

Elavon Financial Services Limited
5th Floor, 125 Old Broad Street
London EC2N 1Ar
United Kingdom

Intertrust Trustees Limited
35 Great St. Helen's
London EC3A 6AP
United Kingdom

Intertrust (Deutschland) GmbH
Grüneburgweg 58-62
60322 Frankfurt am Main
Germany

Moody's Deutschland GmbH
Strutred Finance Monitoring
An der Welle 5
60322 Frankfurt am Main
Germany

Fitch Ratings Limited
Strutred Finance Monitoring
30 North Colonnade, Canary Wharf
London E14 5GN
United Kingdom

Standard & Poor's Ratings Services
Structured Finance
20 Canada Square
E14 5LH London
United Kingdom

Moody's			Fitch			S & P			Counterparty status
Long Term (CRA)	Short Term (CRA)	Outlook	Long Term	Short Term	Outlook	Long Term	Short Term	Outlook	
A3(cr)	P-2(cr)	STABLE	A-	F2	STABLE	A-	A-2	STABLE	performing
Aa2(cr)	P-1(cr)	NEG	AA-	F1+	STABLE	AA-	A-1+	NEG	performing
Aa3(cr)	P-1(cr)	STABLE	A-	F1	STABLE	-	-	-	performing
-	P-1	STABLE	AA	F1+	STABLE	AA-	A-1+	STABLE	performing
-	P-1	STABLE	AA	F1+	STABLE	AA-	A-1+	STABLE	performing
-	-	-	-	-	-	-	-	-	performing
-	-	-	-	-	-	-	-	-	performing

Ratings as of 31.10.2017, data source: Bloomberg

**SC Germany Auto 2016-1
Monthly Investor Report**

24. Issuer Information



Reporting Date		09.11.2017			
Payment Date		13.11.2017			
Period No		18			
Monthly Period		Nov 2017			
Interest Period	from	13.10.2017	to	13.11.2017	= 31 days
Collection Period	from	01.10.2017	to	31.10.2017	

Deal Name:

SC Germany Auto 2016-1

Issuer:

SC Germany Auto 2016-1 UG (haftungsbeschränkt)

The Managing Directors
Steinweg 3-5
60313 Frankfurt am Main
Germany
eMail fradirectors@wilmingtontrust.com
fax +49 (0) 69 2992 5387

Seller of the Receivables:

Santander Consumer Bank AG

Servicer Name:

Santander Consumer Bank AG

Reporting Entity:

Santander Consumer Bank AG

Capital Markets
Santander-Platz 1
41061 Mönchengladbach
Germany
eMail abs_ger@santander.de
fax +49 (0) 2161 690 7077

SPV-Administrator:

Wilmington Trust SP Services (Frankfurt) GmbH

Steinweg 3-5
60313 Frankfurt am Main
Germany
eMail fradirectors@wilmingtontrust.com
fax +49 (0) 69 2992 5387

**SC Germany Auto 2016-1
Monthly Investor Report**

25. Santander Consumer Bank



Reporting Date	09.11.2017	
Payment Date	13.11.2017	
Period No	18	
Monthly Period	Nov 2017	
Interest Period	from 13.10.2017	to 13.11.2017 = 31 days
Collection Period	from 01.10.2017	to 31.10.2017

Contact Details

Capital Markets

Peter René Müller	+49-2161-690-7337	peterrene.mueller@santander.de
Ralf Schüring	+49-2161-690-5464	ralf.schuering@santander.de
Bastian Menges	+49-2161-690-7085	bastian.menges@santander.de
Stefan Zilligen	+49-2161-690-6069	stefan.zilligen@santander.de
Tobias Daners	+49-2161-690-7410	tobias.daners@santander.de
Ronja Dahmen	+49-2161-690-9453	ronja.dahmen@santander.de
Team ABS		abs_ger@santander.de

Ratings Santander

Moody's			Fitch			S & P			
Long Term (CRA)	Short Term (CRA)	Outlook	Long Term	Short Term	Outlook	Long Term	Short Term	Outlook	
Banco Santander S.A.	A3(cr)	P-2(cr)	STABLE	A-	F2	STABLE	A-	A-2	STABLE
Santander Consumer Finance S.A.	A3(cr)	P-2(cr)	STABLE	A-	F2	STABLE	BBB+	A-2	STABLE
Santander Consumer Bank AG	-	-	-	A-	F2	STABLE	BBB+	A-2	STABLE

Ratings as of 31.10.2017, data source: Bloomberg

SC Germany Auto 2016-1 Monthly Investor Report

26. Glossary



Reporting Date		09.11.2017				
Payment Date		13.11.2017				
Period No		18				
Monthly Period		Nov 2017				
Interest Period	from	13.10.2017	to	13.11.2017	=	31 days
Collection Period	from	01.10.2017	to	31.10.2017		

Aggregate Outstanding Principal Amount:	Shall mean in respect of all Purchased Receivables at any time, the aggregate of the Outstanding Principal Amounts of all Purchased Receivables which, as of such time, are not defaulted receivables.
Balloon Loan:	A loan where the final payment due is higher than any of the previous loan instalments payable by the relevant debtor.
Balloon Payment:	The final payment of a balloon loan.
Defaulted Contracts/Defaults:	Shall mean as of any date, any purchased receivable which has been declared due and payable in full in accordance to the Credit and Collection Policy which in principal is between 120 and 180 calendar days after the due date.
Delinquent Receivable:	Shall mean as of any date, any purchased receivable which is more than 30 days overdue and not a defaulted contract.
Downpayment:	The initial upfront portion of the total net amount due at the time of finalizing the contract.
Excess Spread:	Excess Spread equals WA Portfolio Yield minus Fixed Swap Rate minus WA Notes Margin
Gap Insurance:	Insurance which covers the risk that loss is incurred if the relevant Financed Vehicle has to be completely written off (total damage) due to fire, accident (irrespective of whether such accident was caused by the Debtor or a third party), flooding or theft
Legal Maturity:	Final Payment date on which each Class A Note will be redeemed in full.
Expected Maturity:	Maturity date of the notes under the assumption of (a) a 14% constant prepayment rate, (b) an exercised Clean-Up Call at 10% and (c) a 2,7% Gross Loss Assumption.
Leisure:	Is composed of motorised and not motorised caravans and campers.
Payment Protection Insurance:	Insurance, composed of life insurance and/or accident insurance and/or temporary disability insurance and/or unemployment insurance, which covers the risk that a Debtor in its capacity as insured person is unable to pay the Loan Instalments owed by such Debtor life insurance
Recoveries:	Any amount received on defaulted contracts
Repair Cost Insurance:	Insurance which covers repair costs for the repair of certain important components of the Financed Vehicle
Set-Off Reserves (X/Y):	Protection against set-off risks due to (X) capitalized service fees (e.g. Payment Protection Insurance, Gap Insurance, Repair Cost Insurance) and (Y) deposits
Used Vehicle	Shall mean any Financed Vehicle the date of purchase of which by the relevant debtor was later than 12 months after the date of first registration of such Financed Vehicle