

SC Germany Auto 2017-1 Monthly Investor Report



DEUTSCHER
VERBRIEFUNGSSTANDARD



**SC Germany Auto 2017-1
Monthly Investor Report**

Cover Sheet Monthly Investor Report



Reporting Date	10.12.2017				
Payment Date	13.12.2017				
Period No	6				
Monthly Period	Dez 2017				
Interest Period from	13.11.2017	to	13.12.2017	=	30 days
Collection Period from	01.11.2017	to	30.11.2017		

Index

Page

1. Portfolio Information	1
2. Reserve Accounts	2
3. Delinquency Data	3
4. Default Data	4
4.1 Default Data per Quarter	5
5. Outstanding Notes	6
6. Original Principal Balance	7
6.1 Original PB (Graph)	8
7. Current Principal Balance	9
7.1 Current PB (Graph)	10
8. Borrower Concentration	11
9. Geographical Distribution	12
9.1 Geographical (Graph)	13
10. Object/Vehicle Type	14
11. Insurances	15
12. Contract Type	16
13. Payment Methods	17
14. Downpayment	18
15. Customer Yield	19
15.1 Customer Yield (Graph)	20
16. Seasoning	21
16.1 Seasoning (Graph)	22
17. Remaining Term	23
17.1 Remaining Term (Graph)	24
18. Original Term	25
18.1 Original Term (Graph)	26
19. Manufacturer Brands	27
20. Priority of Payments + Transaction Costs	28
21.1 Swap Counterparty 1 Data	29
21.2 Swap Counterparty 2 Data	30
22. Retention	31
23. Counterparties	32
24. Issuer Information	33
25. Santander Consumer Bank	34
26. Glossary	35

**SC Germany Auto 2017-1
Monthly Investor Report**

1. Portfolio Information



Reporting Date	10.12.2017	
Payment Date	13.12.2017	
Period No	6	
Monthly Period	Dez 2017	
Interest Period from	13.11.2017	to 13.12.2017 = 30 days
Collection Period from	01.11.2017	to 30.11.2017

	No. of Contracts	current period Aggregate Outstanding Principal Amount	previous period Aggregate Outstanding Principal Amount
Outstanding Receivables			
Beginning of Period	49.129	523.946.876,97 €	538.470.049,49 €
Scheduled Principal Payments		10.004.134,08 €	
Prepayment Principal		4.972.811,28 €	
Others		441.282,85 €	
Total Principal Collections		15.418.228,21 €	14.504.198,13 €
Total Interest Collections		2.038.448,59 €	2.030.049,09 €
Defaults		38.531,38 €	18.974,39 €
End of Period	48.339	508.490.117,38 €	523.946.876,97 €
Current Prepayment Rate (annualised)		10,8%	

**SC Germany Auto 2017-1
Monthly Investor Report**

2. Reserve Accounts



Reporting Date	10.12.2017			
Payment Date	13.12.2017			
Period No	6			
Monthly Period	Dez 2017			
Interest Period from	13.11.2017	to	13.12.2017	= 30 days
Collection Period from	01.11.2017	to	30.11.2017	

Note Balance

Beginning of Period	523.946.887,80 €
End of Period	508.490.120,40 €

Reserve Accounts

Reserve Account	in %		Trigger Event y/n
Beginning of Period	1,15%	6.000.000,00 €	
Cash Outflow		- €	
Cash Inflow		- €	
End of Period	1,18%	6.000.000,00 €	
Required Reserve Fund	1,18%	6.000.000,00 €	
(thereof) Liquidity Reserve Account			
Beginning of Period	1,15%	6.000.000,00 €	
Cash Outflow		- €	
Cash Inflow		- €	
End of Period	1,18%	6.000.000,00 €	
Required Liquidity Reserve Fund		6.000.000,00 €	
Commingling Reserve			
Beginning of Period	6,64%	34.773.922,50 €	yes
Cash Outflow		378.344,19 €	
Cash Inflow		- €	
End of Period	6,76%	34.395.578,31 €	
Required Commingling Reserve Fund		34.395.578,31 €	
Set-Off Reserve (X)			
Beginning of Period	in %	n/a	no
Cash Outflow		n/a	
Cash Inflow		n/a	
End of Period		n/a	
Required Set-Off Reserve (X) Fund		n/a	
Set-Off Reserve (Y)			
Beginning of Period	in %	n/a	no
Cash Outflow		n/a	
Cash Inflow		n/a	
End of Period		n/a	
Required Set-Off Reserve (Y) Fund		n/a	
Current Set-Off (Y) Amount		n/a	
Set-Off Amount (per Loan)		n/a	
Set-Off Amount (in % of Outstanding Balance)		n/a	

**SC Germany Auto 2017-1
Monthly Investor Report**

3. Delinquency Data



Reporting Date	10.12.2017				
Payment Date	13.12.2017				
Period No	6				
Monthly Period	Dez 2017				
Interest Period	from	13.11.2017	to	13.12.2017	= 30 days
Collection Period	from	01.11.2017	to	30.11.2017	

Note Balance

Beginning of Period	523.946.887,80 €
End of Period	508.490.120,40 €

Delinquency Data and Ratios

	3-MRA* / current ratio	Amount at risk	Overdue amount	Number of Loans
3-MRA* 1- 30 days past due	0,14%			
1- 30 days past due period before previous period		403.718,25 €	13.831,57 €	35
1- 30 days past due previous period		904.159,89 €	19.714,52 €	88
1- 30 days past due current period	0,17%	877.928,91 €	51.688,13 €	91
3-MRA* 31- 60 days past due	0,10%			
31- 60 days past due period before previous period		584.428,49 €	19.308,33 €	60
31- 60 days past due previous period		387.671,34 €	13.898,77 €	37
31- 60 days past due current period	0,11%	598.643,66 €	18.937,27 €	57
3-MRA* 61-90 days past due	0,03%			
61- 90 days past due period before previous period		204.509,25 €	12.870,56 €	21
61- 90 days past due previous period		181.847,17 €	8.008,86 €	19
61- 90 days past due current period	0,03%	133.967,85 €	7.996,99 €	14
3-MRA* 91-120 days past due	0,03%			
91- 120 days past due period before previous period		88.709,12 €	6.618,74 €	11
91- 120 days past due previous period		221.969,72 €	15.599,83 €	19
91- 120 days past due current period	0,02%	113.082,27 €	11.278,65 €	17
3-MRA* 121-150 days past due	0,01%			
121- 150 days past due period before previous period		9.084,47 €	2.900,03 €	2
121- 150 days past due previous period		37.145,03 €	3.215,89 €	4
121- 150 days past due current period	0,03%	149.605,82 €	12.455,17 €	13
3-MRA* 151-180 days past due	0,00%			
151- 180 days past due period before previous period		- €	- €	0
151- 180 days past due previous period		9.124,63 €	3.556,53 €	2
151- 180 days past due current period	0,01%	32.233,20 €	3.021,12 €	3

* 3-MRA stands for three months rolling average

SC Germany Auto 2017-1 Monthly Investor Report

4. Default Data



Reporting Date	10.12.2017				
Payment Date	13.12.2017				
Period No	6				
Monthly Period	Dez 2017				
Interest Period	from	13.11.2017	to	13.12.2017	= 30 days
Collection Period	from	01.11.2017	to	30.11.2017	

Note Balance

Beginning of Period	523.946.887,80 €
End of Period	508.490.120,40 €

Default Data and Ratios

Current Default

	Amount	Number of Loans
Current Period Gross Default	38.531,38 €	
Current Period Recoveries	- €	
Current Period Net Default	38.531,38 €	
New Number of Defaulted Contracts		5

Cumulative Default

Cumulative Gross Default	62.625,75 €	
Cumulative Recoveries	- €	
Cumulative Net Default	62.625,75 €	
Total Number of Defaulted Contracts		11

3-MRA* /
current ratio

Ratio

3-MRA* Annualised Net Default Ratio (New Default)

Annualised Loss Ratio period before previous period	0,01%
Annualised Loss Ratio previous period	0,04%
Annualised Loss Ratio current period	0,09%

Principal Deficiency

	Amount	Trigger Event y/n
Principal Deficiency period before previous period	- €	no
Principal Deficiency previous period	- €	
Principal Deficiency current period	- €	
PDL Trigger	7.500.000,00 €	

Repurchased Assets

Current Repurchased Asset Amount through breach of warranty or voluntary buyback	- €
Cumulative Repurchased Asset Amount through breach of warranty or voluntary buyback	- €

* 3-MRA stands for three months rolling average

**SC Germany Auto 2017-1
Monthly Investor Report**

4.1 Default Data per Quarter



Reporting Date	10.12.2017				
Payment Date	13.12.2017				
Period No	6				
Monthly Period	Dez 2017				
Interest Period	from	13.11.2017	to	13.12.2017	= 30 days
Collection Period	from	01.11.2017	to	30.11.2017	

Quarter of Default	Periods	New Defaults	Recoveries	Recoveries in Quarter		
				Q2 2017	Q3 2017	Q4 2017
Q2 2017	1-1	0,00	0,00	0,00	0,00	0,00
Q3 2017	2-4	5.119,98	0,00	0,00	0,00	0,00
Q4 2017	5-6	57.505,77	0,00	0,00	0,00	0,00
Total		62.625,75	0,00	0,00	0,00	0,00

**SC Germany Auto 2017-1
Monthly Investor Report**

5. Outstanding Notes



Reporting Date	10.12.2017			
Payment Date	13.12.2017			
Period No	6			
Monthly Period	Dez 2017			
Interest Period from	13.11.2017	to	13.12.2017	= 30 days
Collection Period from	01.11.2017	to	30.11.2017	

1. Note Balance

	All notes	Class A	Class B
General Note Information			
ISIN Code		XS1626609264	XS1626616046
Currency		EUR	EUR
Initial Tranching	in %	93,00%	7,00%
Legal Maturity		Dec 2026	Dec 2026
Expected Maturity		Jul 2021	Jul 2021
Original Rating (Moody's / S&P)		Aaa(sf)/AAA (sf)	NR/NR
Current Rating (Moody's / S&P)*		Aaa(sf)/AAA (sf)	NR/NR
Initial Notes Aggregate Principal Outstanding Balance	600.000.000,00 €	558.000.000,00 €	42.000.000,00 €
Initial Nominal per Note		100.000,00 €	100.000,00 €
Initial Number of Notes per Class		5.580	420
Current Note Information			
Class Principal Outstanding Balance Beginning of Period	523.946.887,80 €	481.946.887,80 €	42.000.000,00 €
Available Distribution Amount	23.456.687,63 €		
Amortisation	15.456.767,40 €		
Redemption per Class	15.456.767,40 €	15.456.767,40 €	0,00 €
Redemption per Note		2.770,03 €	0,00 €
Class Principal Outstanding Balance End of Period	508.490.120,40 €	466.490.120,40 €	42.000.000,00 €
Current Tranching		91,7%	8,3%
Current Pool Factor		0,84	1,00

2. Payments to Investors per Note

	All notes	Class A	Class B
Interest Rate Basis: 1-M Euribor / Spread / Fixed Rate	-0,371%	+40 bps	0,50%
DayCount Convention		act/360	act/360
Interest Days	30		
Principal Outstanding per Note Beginning of Period		86.370,41 €	100.000,00 €
> Principal Repayment per Note		2.770,03 €	0,00 €
Principal Outstanding per Note End of Period		83.600,38 €	100.000,00 €
> Interest accrued for the period		11.662,20 €	17.501,40 €
Interest Payment		11.662,20 €	17.501,40 €
Interest Payment per Note		2,09 €	41,67 €

3. Credit Enhancements

	Class A	Class B
Initial total CE (Subordination, Reserve)	8,00%	1,00%
Current CE (incl. Excess Spread)	12,98%	4,72%
Current CE (excl. Excess Spread)	9,44%	1,18%

4. Placement Disclosure

	Class A	Class B	
Pre-placed privately with investors which are not in the OG	- €	- €	At Closing
Retained by a member of the OG	- €	42.000.000 €	At Closing
Publicly offered to investors which are not in the OG	558.000.000 €	- €	At Closing
Privately-placed with investors which are not in the OG	- €	- €	Current Period
Retained by a member of the OG	- €	42.000.000 €	Current Period
Publicly-placed with investors which are not in the OG	466.490.120 €	- €	Current Period
Initially retained by a member of the OG, but subsequently placed with investors	- €	- €	Current Period

OG stands for Originator Group
* Last rating action as of 21.06.2017

**SC Germany Auto 2017-1
Monthly Investor Report**

6. Original Principal Balance



Reporting Date	10.12.2017				
Payment Date	13.12.2017				
Period No	6				
Monthly Period	Dez 2017				
Interest Period	from	13.11.2017	to	13.12.2017	= 30 days
Collection Period	from	01.11.2017	to	30.11.2017	

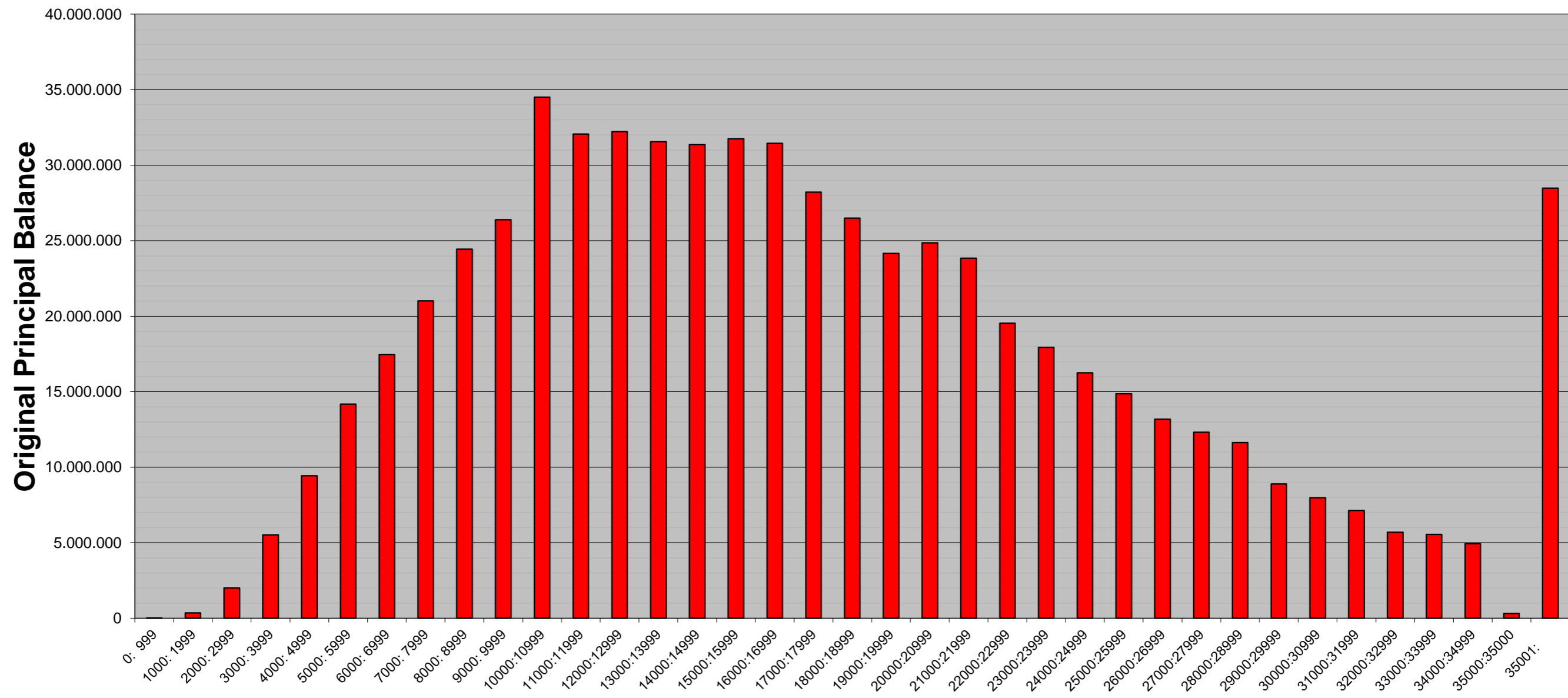
Original Principal Balance (Ranges in EUR)	Original Principal Balance in EUR	Percentage of Total Balance	Number of Loans	Percentage of Total Loans
0: 999	8.731,90	0,00%	11	0,02%
1000: 1999	347.000,20	0,05%	210	0,43%
2000: 2999	2.003.695,43	0,31%	791	1,64%
3000: 3999	5.523.976,89	0,85%	1.577	3,26%
4000: 4999	9.437.180,71	1,46%	2.101	4,35%
5000: 5999	14.174.650,17	2,19%	2.587	5,35%
6000: 6999	17.457.388,46	2,69%	2.686	5,56%
7000: 7999	21.006.518,10	3,24%	2.801	5,79%
8000: 8999	24.434.841,59	3,77%	2.874	5,95%
9000: 9999	26.395.656,77	4,07%	2.776	5,74%
10000:10999	34.505.085,71	5,33%	3.285	6,80%
11000:11999	32.069.108,93	4,95%	2.791	5,77%
12000:12999	32.223.386,05	4,97%	2.577	5,33%
13000:13999	31.549.910,49	4,87%	2.337	4,83%
14000:14999	31.369.976,17	4,84%	2.164	4,48%
15000:15999	31.752.610,96	4,90%	2.050	4,24%
16000:16999	31.455.654,87	4,85%	1.909	3,95%
17000:17999	28.211.859,60	4,35%	1.614	3,34%
18000:18999	26.502.365,63	4,09%	1.433	2,96%
19000:19999	24.158.190,27	3,73%	1.240	2,57%
20000:20999	24.864.698,58	3,84%	1.215	2,51%
21000:21999	23.837.638,02	3,68%	1.109	2,29%
22000:22999	19.533.016,82	3,01%	868	1,80%
23000:23999	17.946.996,81	2,77%	764	1,58%
24000:24999	16.253.426,61	2,51%	664	1,37%
25000:25999	14.868.527,39	2,29%	583	1,21%
26000:26999	13.176.699,40	2,03%	497	1,03%
27000:27999	12.313.541,52	1,90%	448	0,93%
28000:28999	11.624.293,24	1,79%	408	0,84%
29000:29999	8.882.823,43	1,37%	301	0,62%
30000:30999	7.978.345,10	1,23%	262	0,54%
31000:31999	7.125.413,19	1,10%	226	0,47%
32000:32999	5.683.701,75	0,88%	175	0,36%
33000:33999	5.559.021,88	0,86%	166	0,34%
34000:34999	4.932.002,03	0,76%	143	0,30%
35000:35000	315.000,00	0,05%	9	0,02%
35001:	28.488.990,36	4,40%	687	1,42%
Total	647.971.925,03	100,00%	48.339	100,00%

Statistics	in EUR
Average Amount	13.404,74

**SC Germany Auto 2017-1
Monthly Investor Report**

6.1 Original PB (Graph)

Reporting Date			10.12.2017			
Payment Date			13.12.2017			
Period No			6			
Monthly Period			Dez 2017			
Interest Period	from	13.11.2017	to	13.12.2017	=	30 days
Collection Period	from	01.11.2017	to	30.11.2017		



**SC Germany Auto 2017-1
Monthly Investor Report**

7. Current Principal Balance



Reporting Date	10.12.2017	
Payment Date	13.12.2017	
Period No	6	
Monthly Period	Dez 2017	
Interest Period	from 13.11.2017	to 13.12.2017 = 30 days
Collection Period	from 01.11.2017	to 30.11.2017

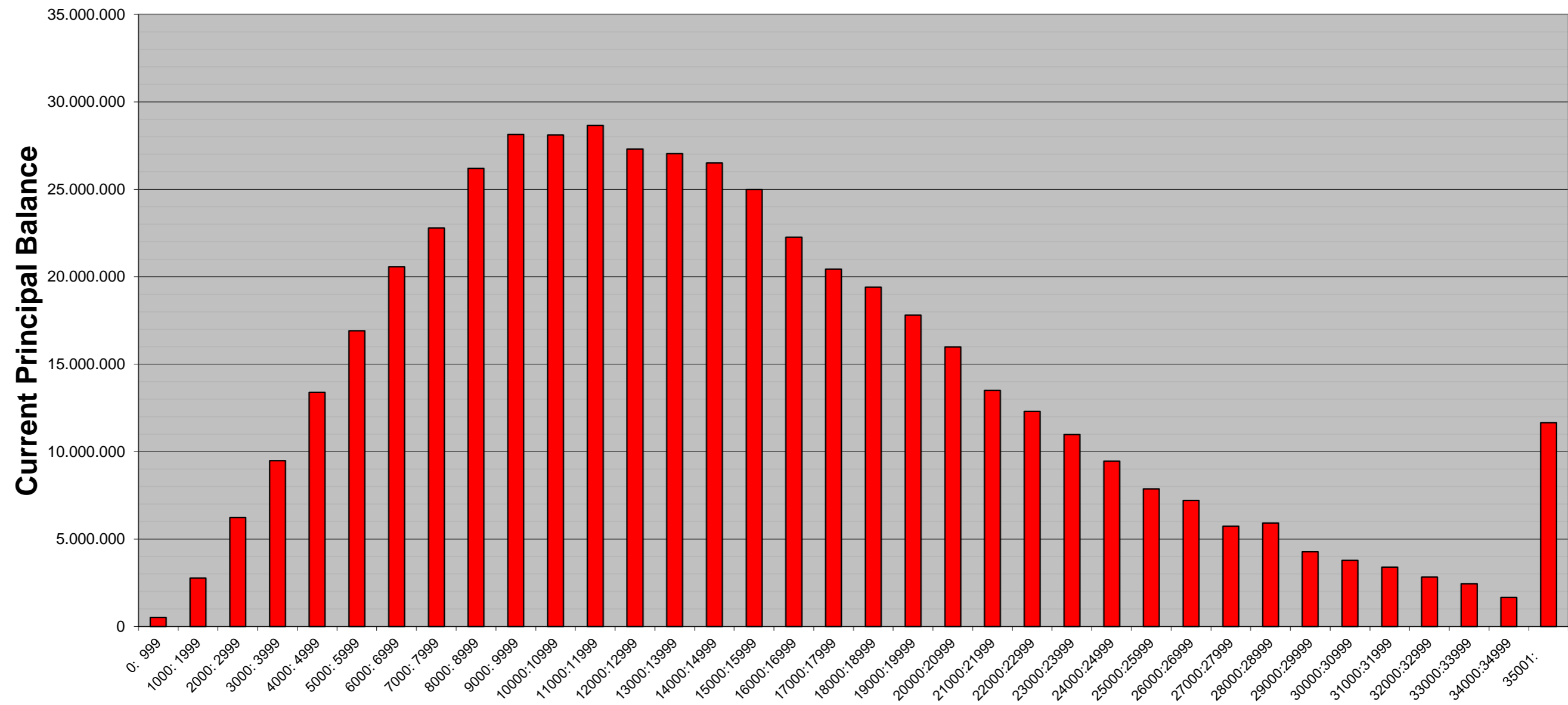
<i>Current Principal Balance (Ranges in EUR)</i>	<i>Current Principal Balance in EUR</i>	<i>Percentage of Total Balance</i>	<i>Number of Loans</i>	<i>Percentage of Total Loans</i>
0: 999	517.437,45	0,10%	1.125	2,33%
1000: 1999	2.768.497,56	0,54%	1.797	3,72%
2000: 2999	6.224.872,23	1,22%	2.468	5,11%
3000: 3999	9.488.221,76	1,87%	2.702	5,59%
4000: 4999	13.392.235,49	2,63%	2.969	6,14%
5000: 5999	16.908.954,57	3,33%	3.076	6,36%
6000: 6999	20.564.354,03	4,04%	3.163	6,54%
7000: 7999	22.789.947,13	4,48%	3.037	6,28%
8000: 8999	26.192.945,74	5,15%	3.082	6,38%
9000: 9999	28.128.391,60	5,53%	2.961	6,13%
10000:10999	28.107.691,19	5,53%	2.677	5,54%
11000:11999	28.663.154,01	5,64%	2.494	5,16%
12000:12999	27.310.428,21	5,37%	2.186	4,52%
13000:13999	27.045.358,75	5,32%	2.003	4,14%
14000:14999	26.505.947,66	5,21%	1.830	3,79%
15000:15999	24.974.780,89	4,91%	1.612	3,33%
16000:16999	22.259.103,02	4,38%	1.350	2,79%
17000:17999	20.436.927,30	4,02%	1.169	2,42%
18000:18999	19.399.580,60	3,82%	1.049	2,17%
19000:19999	17.808.112,97	3,50%	914	1,89%
20000:20999	15.993.372,14	3,15%	781	1,62%
21000:21999	13.491.114,46	2,65%	628	1,30%
22000:22999	12.302.098,35	2,42%	547	1,13%
23000:23999	10.971.736,94	2,16%	467	0,97%
24000:24999	9.454.141,26	1,86%	386	0,80%
25000:25999	7.874.594,60	1,55%	309	0,64%
26000:26999	7.205.678,28	1,42%	272	0,56%
27000:27999	5.740.727,20	1,13%	209	0,43%
28000:28999	5.925.451,62	1,17%	208	0,43%
29000:29999	4.275.509,78	0,84%	145	0,30%
30000:30999	3.783.684,82	0,74%	124	0,26%
31000:31999	3.399.646,06	0,67%	108	0,22%
32000:32999	2.823.051,08	0,56%	87	0,18%
33000:33999	2.449.245,23	0,48%	73	0,15%
34000:34999	1.654.865,15	0,33%	48	0,10%
35001:	11.658.258,25	2,29%	283	0,59%
Total	508.490.117,38	100,00%	48.339	100,00%

Statistics	in EUR
Average Amount	10.519,25

**SC Germany Auto 2017-1
Monthly Investor Report**

7.1 Current PB (Graph)

Reporting Date	10.12.2017	
Payment Date	13.12.2017	
Period No	6	
Monthly Period	Dez 2017	
Interest Period	from 13.11.2017	to 13.12.2017 = 30 days
Collection Period	from 01.11.2017	to 30.11.2017



**SC Germany Auto 2017-1
Monthly Investor Report**

8. Borrower Concentration



Reporting Date			10.12.2017			
Payment Date			13.12.2017			
Period No			6			
Monthly Period			Dez 2017			
Interest Period	from	13.11.2017	to	13.12.2017	=	30 days
Collection Period	from	01.11.2017	to	30.11.2017		

No	Current Principal Balance in EUR	Percentage of Balance	Number of Loans
1	100.856,38	0,0198%	1
2	88.525,82	0,0174%	1
3	74.101,07	0,0146%	1
4	73.628,12	0,0145%	1
5	65.769,00	0,0129%	1
6	64.161,03	0,0126%	1
7	61.191,49	0,0120%	1
8	60.546,63	0,0119%	1
9	59.448,03	0,0117%	1
10	59.232,52	0,0116%	2
11	58.484,79	0,0115%	1
12	57.726,66	0,0114%	1
13	56.786,03	0,0112%	1
14	56.759,48	0,0112%	1
15	56.734,41	0,0112%	1
16	56.583,10	0,0111%	1
17	55.319,97	0,0109%	1
18	52.576,10	0,0103%	1
19	52.304,54	0,0103%	1
20	51.667,21	0,0102%	1
21	51.519,25	0,0101%	1
22	50.361,97	0,0099%	1
23	50.336,55	0,0099%	1
24	49.988,84	0,0098%	1
25	49.954,39	0,0098%	1
	1.514.563,38	0,2979%	26

**SC Germany Auto 2017-1
Monthly Investor Report**

9. Geographical Distribution



Reporting Date	10.12.2017	
Payment Date	13.12.2017	
Period No	6	
Monthly Period	Dez 2017	
Interest Period	from 13.11.2017	to 13.12.2017 = 30 days
Collection Period	from 01.11.2017	to 30.11.2017

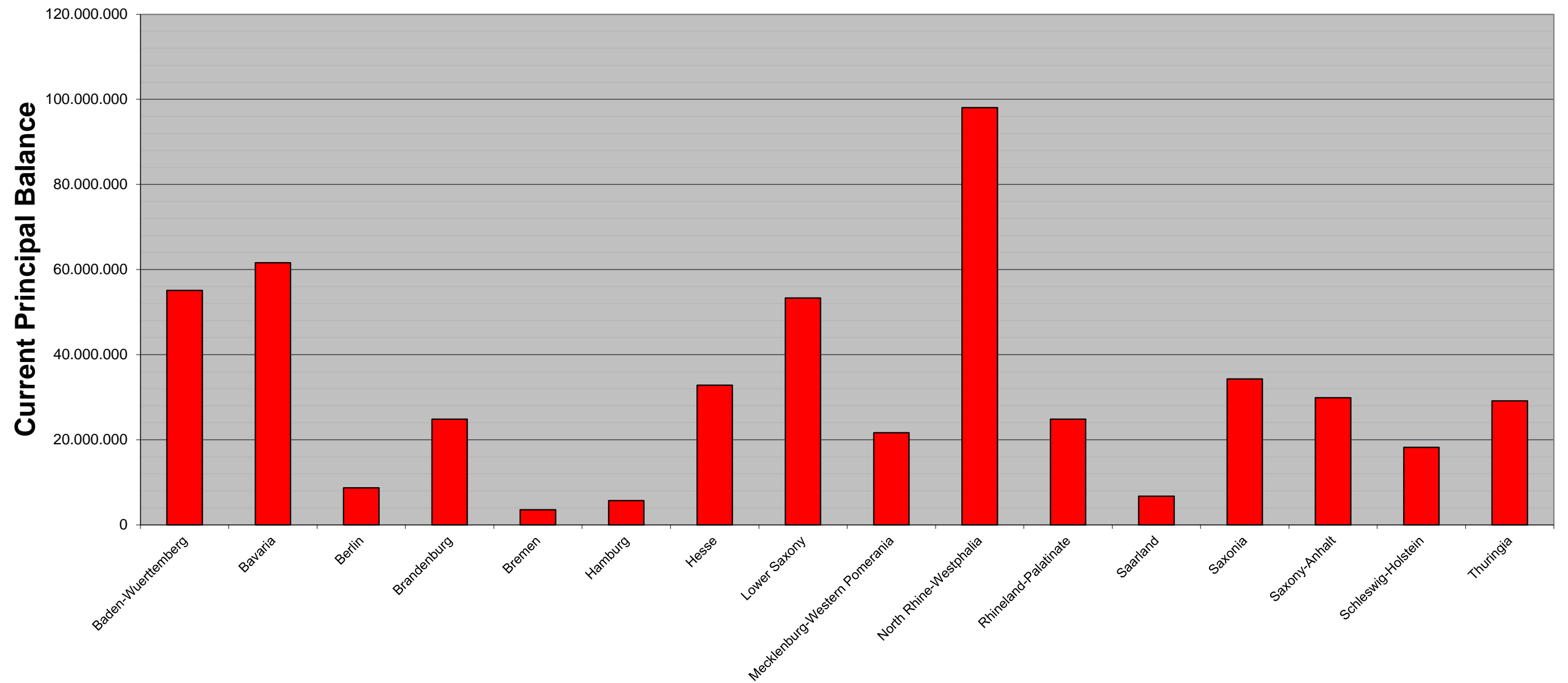
State	Current Principal Balance in EUR	Percentage of Total Balance	Number of Loans	Percentage of Total Loans
Baden-Wuerttemberg	55.117.876,54	10,84%	5.029	10,40%
Bavaria	61.619.212,43	12,12%	5.540	11,46%
Berlin	8.704.497,30	1,71%	865	1,79%
Brandenburg	24.852.388,54	4,89%	2.503	5,18%
Bremen	3.529.783,67	0,69%	315	0,65%
Hamburg	5.694.806,56	1,12%	524	1,08%
Hesse	32.800.325,65	6,45%	3.114	6,44%
Lower Saxony	53.303.955,45	10,48%	5.050	10,45%
Mecklenburg-Western	21.665.296,59	4,26%	2.164	4,48%
North Rhine-Westphalia	98.076.153,77	19,29%	9.286	19,21%
Rhineland-Palatinate	24.846.213,60	4,89%	2.287	4,73%
Saarland	6.718.380,85	1,32%	632	1,31%
Saxonia	34.286.693,89	6,74%	3.516	7,27%
Saxony-Anhalt	29.875.311,44	5,88%	2.943	6,09%
Schleswig-Holstein	18.243.461,05	3,59%	1.815	3,75%
Thuringia	29.155.760,05	5,73%	2.756	5,70%
Total	508.490.117,38	100,00%	48.339	100,00%

**SC Germany Auto 2017-1
Monthly Investor Report**

9.1 Geographical Distribution (Graph)



Reporting Date			10.12.2017		
Payment Date			13.12.2017		
Period No			6		
Monthly Period			Dez 2017		
Interest Period	from	13.11.2017	to	13.12.2017	= 30 days
Collection Period	from	01.11.2017	to	30.11.2017	



**SC Germany Auto 2017-1
Monthly Investor Report**

10. Object/Vehicle Type



Reporting Date			10.12.2017			
Payment Date			13.12.2017			
Period No			6			
Monthly Period			Dez 2017			
Interest Period	from	13.11.2017	to	13.12.2017	=	30 days
Collection Period	from	01.11.2017	to	30.11.2017		

<i>Vehicle Type</i>	<i>Current Principal Balance in EUR</i>	<i>Percentage of Total Balance</i>	<i>Number of Loans</i>	<i>Percentage of Total Loans</i>
New Vehicle	209.675.880,26	41,23%	15.996	33,09%
Used Vehicle	298.814.237,12	58,77%	32.343	66,91%
Total	508.490.117,38	100,00%	48.339	100,00%

<i>Object Type</i>	<i>Current Principal Balance in EUR</i>	<i>Percentage of Total Balance</i>	<i>Number of Loans</i>	<i>Percentage of Total Loans</i>
Car	497.726.568,13	97,88%	46.510	96,22%
Motorbike	7.445.820,21	1,46%	1.551	3,21%
Leisure	3.317.729,04	0,65%	278	0,58%
Total	508.490.117,38	100,00%	48.339	100,00%

**SC Germany Auto 2017-1
Monthly Investor Report**

11. Insurances



Reporting Date			10.12.2017			
Payment Date			13.12.2017			
Period No			6			
Monthly Period			Dez 2017			
Interest Period	from	13.11.2017	to	13.12.2017	=	30 days
Collection Period	from	01.11.2017	to	30.11.2017		

<i>Payment Protection Insurance</i>	<i>Current Principal Balance in EUR</i>	<i>Percentage of Total Balance</i>	<i>Number of Loans</i>	<i>Percentage of Total Loans</i>
No	149.494.247,87	29,40%	14.142	29,26%
Yes	358.995.869,51	70,60%	34.197	70,74%
Total	508.490.117,38	100,00%	48.339	100,00%

<i>Gap Insurance (Santander Safe)</i>	<i>Current Principal Balance in EUR</i>	<i>Percentage of Total Balance</i>	<i>Number of Loans</i>	<i>Percentage of Total Loans</i>
No	363.596.124,62	71,51%	35.842	74,15%
Yes	144.893.992,76	28,49%	12.497	25,85%
Total	508.490.117,38	100,00%	48.339	100,00%

<i>Repair Cost Insurance (Santander AutoCare)</i>	<i>Current Principal Balance in EUR</i>	<i>Percentage of Total Balance</i>	<i>Number of Loans</i>	<i>Percentage of Total Loans</i>
No	471.984.642,76	92,82%	44.805	92,69%
Yes	36.505.474,62	7,18%	3.534	7,31%
Total	508.490.117,38	100,00%	48.339	100,00%

**SC Germany Auto 2017-1
Monthly Investor Report**

12. Type of Contract



Reporting Date	10.12.2017	
Payment Date	13.12.2017	
Period No	6	
Monthly Period	Dez 2017	
Interest Period	from 13.11.2017	to 13.12.2017 = 30 days
Collection Period	from 01.11.2017	to 30.11.2017

<i>Contracts w/Balloon Payments</i>	<i>Current Principal Balance in EUR</i>	<i>Percentage of Total Balance</i>	<i>Number of Loans</i>	<i>Percentage of Total Loans</i>
No	228.923.957,08	45,02%	29.403	60,83%
Yes	279.566.160,30	54,98%	18.936	39,17%
- of which balloon rates	151.451.017,43	29,78%		
- of which regular installments	128.115.142,87	25,20%		
Total	508.490.117,38	100,00%	48.339	100,00%

<i>Balloon Loans - Original Term in months</i>	<i>Balloon Rates in EUR</i>	<i>Balloon Rates in % of Total Balloon Rates</i>	<i>Number of Balloon Loans</i>	<i>Percentage of Total Balloon Loans</i>
0:12	111.187,40	0,07%	17	0,09%
13:25	3.081.024,05	2,03%	396	2,09%
26:38	13.775.823,48	9,10%	1.761	9,30%
39:51	50.083.511,64	33,07%	5.923	31,28%
52:64	84.293.389,32	55,66%	10.830	57,19%
65:72	43.881,89	0,03%	4	0,02%
73:	62.199,65	0,04%	5	0,03%
Total	151.451.017,43	100,00%	18.936	100,00%

<i>Balloon Loans - Remaining Term in months</i>	<i>Balloon Rates in EUR</i>	<i>Balloon Rates in % of Total Balloon Rates</i>	<i>Number of Balloon Loans</i>	<i>Percentage of Total Balloon Loans</i>
0:12	7.066.509,32	4,67%	892	4,71%
13:25	18.225.561,13	12,03%	2.390	12,62%
26:38	51.081.211,27	33,73%	6.195	32,72%
39:51	74.858.546,68	49,43%	9.439	49,85%
52:64	178.589,38	0,12%	17	0,09%
65:72	31.499,65	0,02%	2	0,01%
73:	9.100,00	0,01%	1	0,01%
Total	151.451.017,43	100,00%	18.936	100,00%

**SC Germany Auto 2017-1
Monthly Investor Report**

13. Payment Methods



Reporting Date			10.12.2017			
Payment Date			13.12.2017			
Period No			6			
Monthly Period			Dez 2017			
Interest Period	from	13.11.2017	to	13.12.2017	=	30 days
Collection Period	from	01.11.2017	to	30.11.2017		

<i>Payment Method</i>	<i>Current Principal Balance in EUR</i>	<i>Percentage of Total Balance</i>	<i>Number of Loans</i>	<i>Percentage of Total Loans</i>
Direct Debit	506.793.438,88	99,67%	48.152	99,61%
Other	1.696.678,50	0,33%	187	0,39%
Total	508.490.117,38	100,00%	48.339	100,00%

<i>Cycle of Payment</i>	<i>Current Principal Balance in EUR</i>	<i>Percentage of Total Balance</i>	<i>Number of Loans</i>	<i>Percentage of Total Loans</i>
15th of month	227.597.459,89	44,76%	21.665	44,82%
1st of month	280.892.657,49	55,24%	26.674	55,18%
Total	508.490.117,38	100,00%	48.339	100,00%

**SC Germany Auto 2017-1
Monthly Investor Report**

14. Downpayment



Reporting Date			10.12.2017			
Payment Date			13.12.2017			
Period No			6			
Monthly Period			Dez 2017			
Interest Period	from	13.11.2017	to	13.12.2017	=	30 days
Collection Period	from	01.11.2017	to	30.11.2017		

<i>Downpayment (Ranges in EUR)</i>	<i>Original Principal Balance in EUR</i>	<i>Percentage of Total Balance</i>	<i>Number of Loans</i>	<i>Percentage of Total Loans</i>	<i>Downpayment / Purchase Price in %</i>
No Downpayment	151.955.502,25	29,88%	13.454	27,83%	0,00%
0: 999	16.976.442,09	3,34%	2.129	4,40%	5,39%
1000: 1999	40.757.411,38	8,02%	4.659	9,64%	10,97%
2000: 2999	49.076.164,89	9,65%	5.062	10,47%	16,31%
3000: 3999	42.632.778,86	8,38%	4.186	8,66%	21,02%
4000: 4999	34.390.361,55	6,76%	3.209	6,64%	24,90%
5000: 5999	41.720.805,98	8,20%	3.737	7,73%	27,96%
6000: 6999	23.991.546,92	4,72%	2.207	4,57%	32,39%
7000: 7999	19.280.429,88	3,79%	1.745	3,61%	35,44%
8000: 8999	16.246.713,15	3,20%	1.485	3,07%	38,15%
9000: 9999	9.694.356,81	1,91%	922	1,91%	41,78%
10000:10999	20.795.480,00	4,09%	1.787	3,70%	41,79%
11000:11999	6.786.824,79	1,33%	599	1,24%	45,13%
12000:12999	6.479.859,57	1,27%	634	1,31%	48,99%
13000:13999	4.474.853,82	0,88%	418	0,86%	49,97%
14000:14999	3.382.813,29	0,67%	316	0,65%	51,91%
15000:15000	4.707.310,14	0,93%	400	0,83%	51,12%
15001:	15.140.462,01	2,98%	1.390	2,88%	59,80%
Total	508.490.117,38	100,00%	48.339	100,00%	23,75%

<i>Downpayment and Purchase Price</i>	<i>All Contracts</i>	<i>Contracts with Downpayment</i>
Average downpayment	3.908,82 €	5.416,33 €
Average Purchase Price	16.455,77 €	17.689,17 €
Mimimum Downpayment		100,00 €
Maximum Downpayment		77.000,00 €
Downpayment in %	23,75%	30,62%

**SC Germany Auto 2017-1
Monthly Investor Report**

15. Customer Yield



Reporting Date			10.12.2017			
Payment Date			13.12.2017			
Period No			6			
Monthly Period			Dez 2017			
Interest Period	from	13.11.2017	to	13.12.2017	=	30 days
Collection Period	from	01.11.2017	to	30.11.2017		

Yield Range *	Current Principal Balance in EUR	Percentage of Total Balance	Number of Loans	Percentage of Total Loans
0: 0	255.988,12	0,05%	19	0,04%
1: 1	50.786.209,83	9,99%	3.615	7,48%
2: 2	137.948.656,36	27,13%	10.817	22,38%
3: 3	211.312.897,00	41,56%	19.254	39,83%
4: 4	71.321.695,83	14,03%	8.528	17,64%
5: 5	24.682.987,17	4,85%	3.817	7,90%
6: 6	8.259.235,36	1,62%	1.492	3,09%
7: 7	2.252.438,36	0,44%	451	0,93%
8: 8	1.132.199,41	0,22%	216	0,45%
9: 9	417.700,02	0,08%	106	0,22%
10:10	120.109,92	0,02%	24	0,05%
Total	508.490.117,38	100,00%	48.339	100,00%

Statistics	in %
WA Interest	3,68%

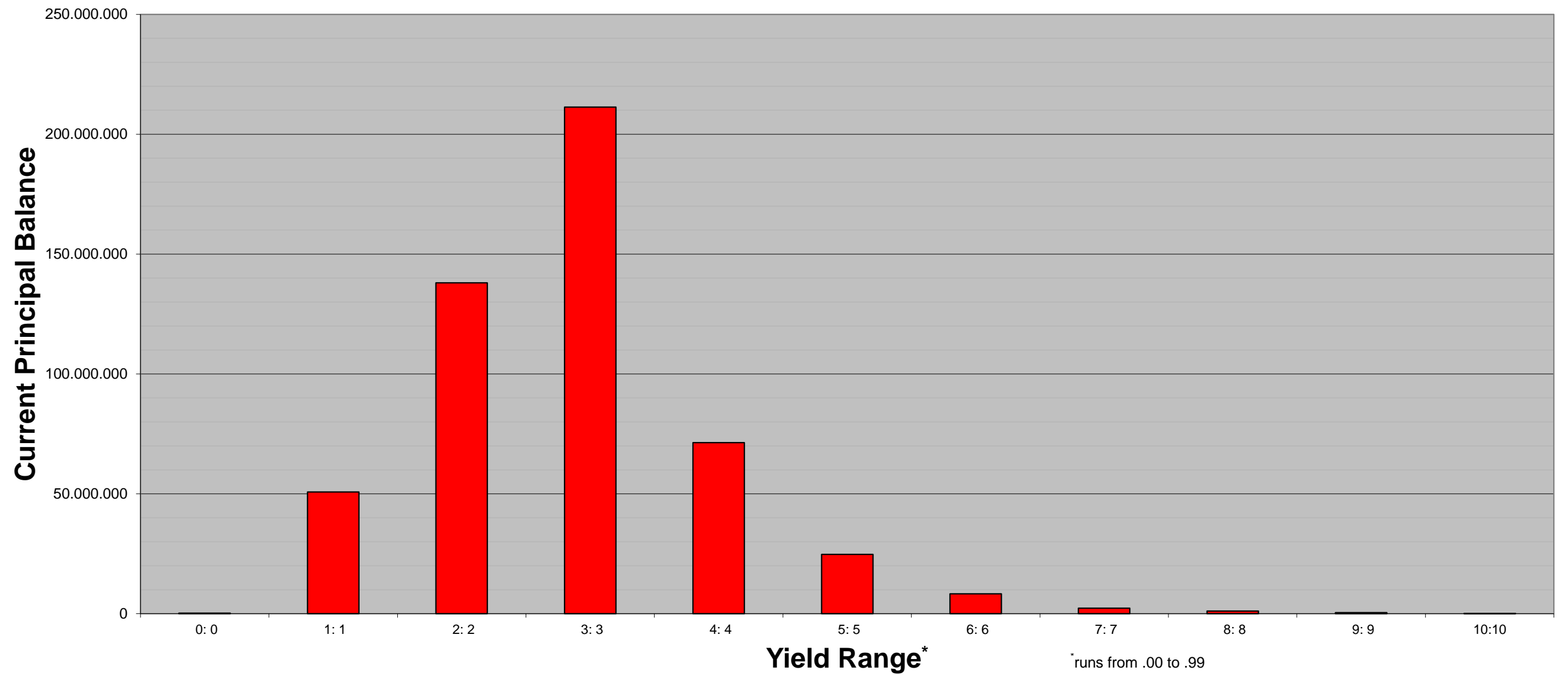
* runs from .00 to .99

**SC Germany Auto 2017-1
Monthly Investor Report**

15.1 Customer Yield (Graph)



Reporting Date			10.12.2017		
Payment Date			13.12.2017		
Period No			6		
Monthly Period			Dez 2017		
Interest Period	from	13.11.2017	to	13.12.2017	= 30 days
Collection Period	from	01.11.2017	to	30.11.2017	



**SC Germany Auto 2017-1
Monthly Investor Report**

16. Seasoning



Reporting Date	10.12.2017	
Payment Date	13.12.2017	
Period No	6	
Monthly Period	Dez 2017	
Interest Period	from 13.11.2017	to 13.12.2017 = 30 days
Collection Period	from 01.11.2017	to 30.11.2017

Seasoning in Months	Current Principal Balance in EUR	Percentage of Total Balance	Number of Loans	Percentage of Total Loans
6: 8	1.813.879,88	0,36%	116	0,24%
9:11	125.715.939,69	24,72%	10.927	22,60%
12:14	110.795.087,64	21,79%	9.728	20,12%
15:17	113.940.705,45	22,41%	10.549	21,82%
18:20	70.142.554,10	13,79%	6.933	14,34%
21:23	31.104.817,45	6,12%	3.167	6,55%
24:26	17.931.950,04	3,53%	1.911	3,95%
27:29	13.356.397,34	2,63%	1.540	3,19%
30:32	7.101.234,47	1,40%	986	2,04%
33:35	6.005.130,38	1,18%	802	1,66%
36:38	3.821.843,83	0,75%	535	1,11%
39:41	3.449.753,08	0,68%	481	1,00%
42:44	1.395.352,38	0,27%	211	0,44%
45:47	676.325,06	0,13%	114	0,24%
48:50	190.564,77	0,04%	39	0,08%
51:53	395.932,36	0,08%	81	0,17%
54:56	371.229,48	0,07%	105	0,22%
57:59	146.711,50	0,03%	45	0,09%
60:62	45.307,38	0,01%	16	0,03%
63:65	37.563,86	0,01%	13	0,03%
66:68	11.029,12	0,00%	9	0,02%
69:71	18.088,12	0,00%	14	0,03%
72:74	7.898,36	0,00%	7	0,01%
75:77	8.856,56	0,00%	5	0,01%
78:80	2.405,77	0,00%	2	0,00%
81:	3.559,31	0,00%	3	0,01%
Total	508.490.117,38	100,00%	48.339	100,00%

Statistics

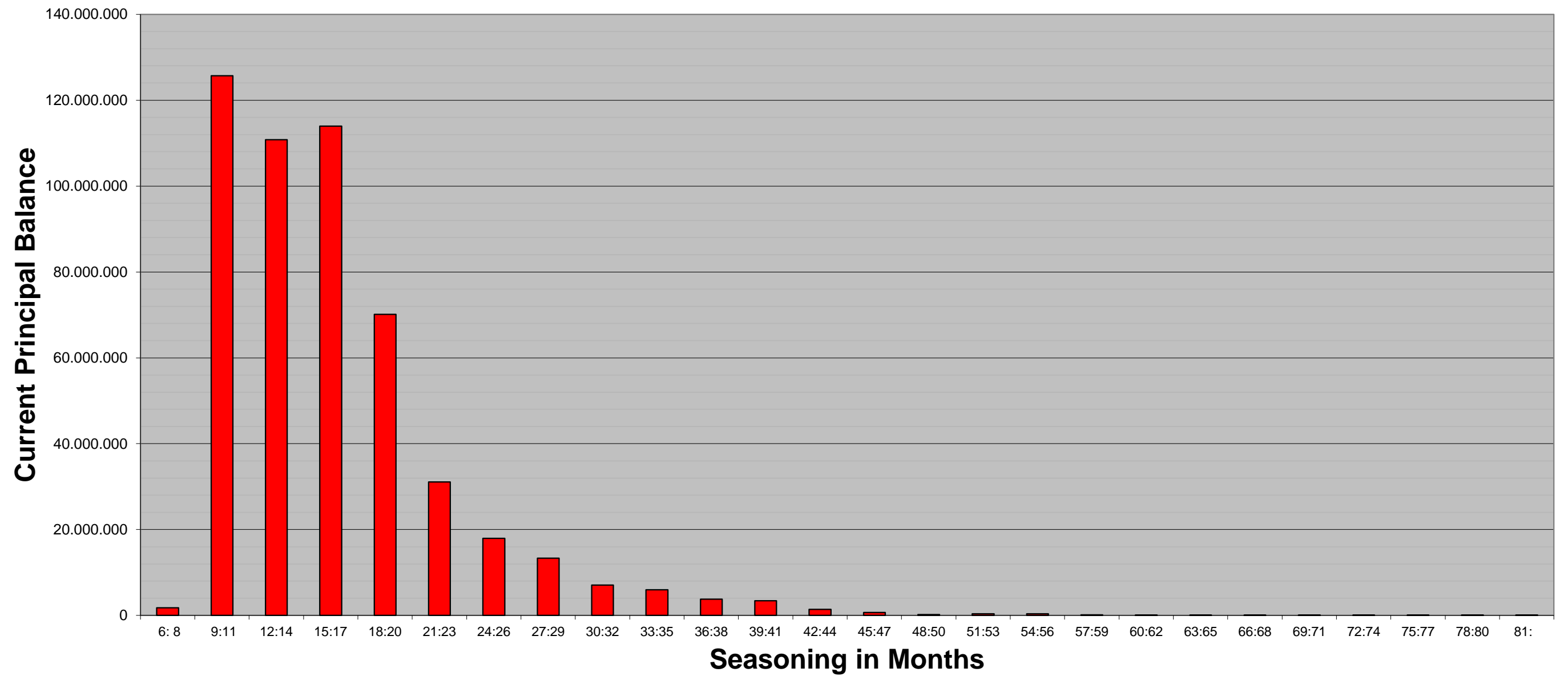
WA Seasoning	16,14
--------------	-------

**SC Germany Auto 2017-1
Monthly Investor Report**

16.1 Seasoning (Graph)



Reporting Date			10.12.2017			
Payment Date			13.12.2017			
Period No			6			
Monthly Period			Dez 2017			
Interest Period	from	13.11.2017	to	13.12.2017	=	30 days
Collection Period	from	01.11.2017	to	30.11.2017		



**SC Germany Auto 2017-1
Monthly Investor Report**

17. Remaining Term



Reporting Date			10.12.2017			
Payment Date			13.12.2017			
Period No			6			
Monthly Period			Dez 2017			
Interest Period	from	13.11.2017	to	13.12.2017	=	30 days
Collection Period	from	01.11.2017	to	30.11.2017		

<i>Remaining Term in Months</i>	<i>Current Principal Balance in EUR</i>	<i>Percentage of Total Balance</i>	<i>Number of Loans</i>	<i>Percentage of Total Loans</i>
0: 6	3.763.981,09	0,74%	1.522	3,15%
7:13	11.011.278,16	2,17%	2.671	5,53%
14:20	21.417.834,74	4,21%	3.743	7,74%
21:27	42.000.064,24	8,26%	5.554	11,49%
28:34	65.584.314,80	12,90%	6.427	13,30%
35:41	83.697.642,88	16,46%	7.233	14,96%
42:48	121.392.757,61	23,87%	9.185	19,00%
49:55	73.840.543,66	14,52%	5.477	11,33%
56:62	31.545.098,49	6,20%	2.679	5,54%
63:69	24.898.684,91	4,90%	1.874	3,88%
70:76	29.171.705,50	5,74%	1.964	4,06%
77:83	166.211,30	0,03%	10	0,02%
Total	508.490.117,38	100,00%	48.339	100,00%

Statistics

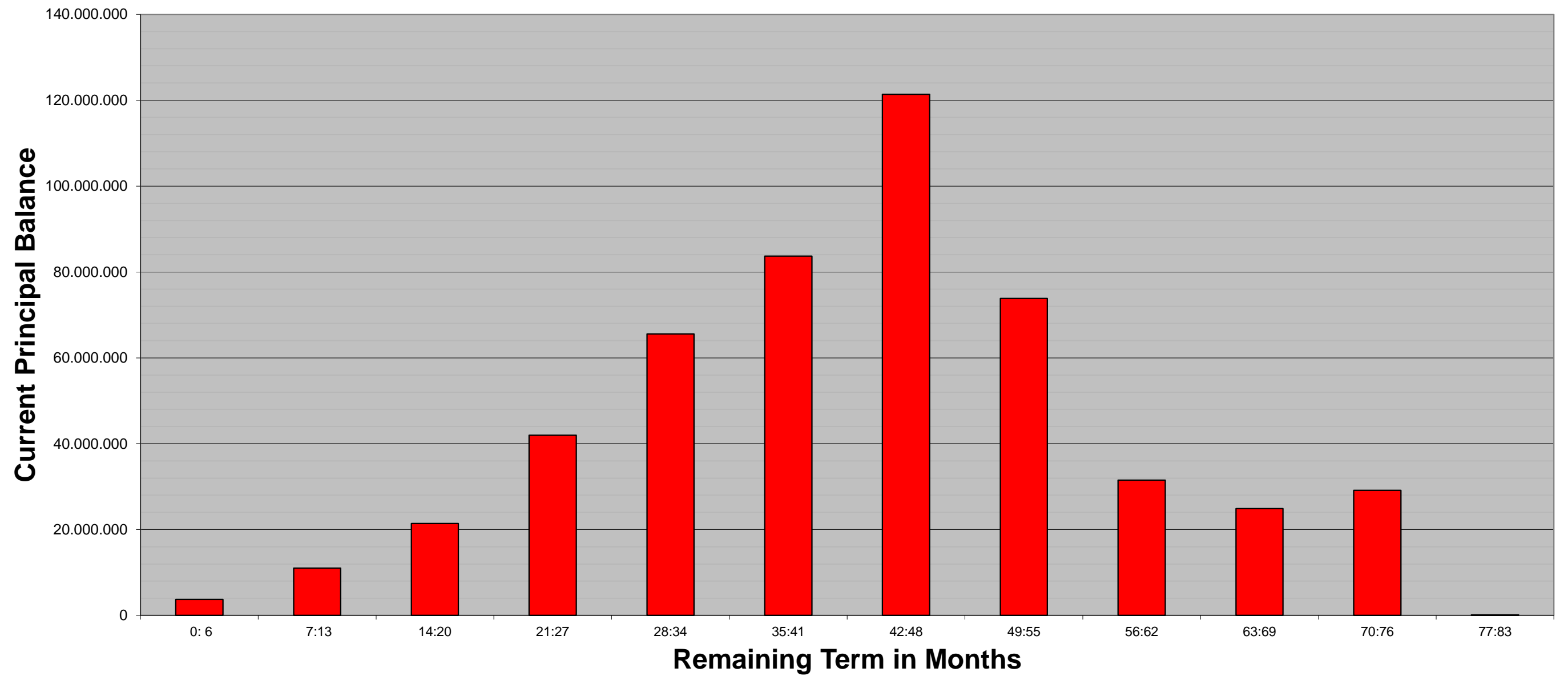
WA Remaining Term	42,54
-------------------	-------

**SC Germany Auto 2017-1
Monthly Investor Report**

17.1 Remaining Term (Graph)



Reporting Date			10.12.2017			
Payment Date			13.12.2017			
Period No			6			
Monthly Period			Dez 2017			
Interest Period	from	13.11.2017	to	13.12.2017	=	30 days
Collection Period	from	01.11.2017	to	30.11.2017		



**SC Germany Auto 2017-1
Monthly Investor Report**

18. Original Term



Reporting Date	10.12.2017	
Payment Date	13.12.2017	
Period No	6	
Monthly Period	Dez 2017	
Interest Period	from 13.11.2017	to 13.12.2017 = 30 days
Collection Period	from 01.11.2017	to 30.11.2017

<i>Original Term in Months</i>	<i>Current Principal Balance in EUR</i>	<i>Percentage of Total Balance</i>	<i>Number of Loans</i>	<i>Percentage of Total Loans</i>
0:12	211.448,01	0,04%	142	0,29%
13:25	8.948.885,61	1,76%	2.798	5,79%
26:38	40.233.389,76	7,91%	6.736	13,93%
39:51	120.520.949,87	23,70%	11.835	24,48%
52:64	231.670.790,83	45,56%	17.998	37,23%
65:77	52.524.672,22	10,33%	4.892	10,12%
78:	54.379.981,08	10,69%	3.938	8,15%
Total	508.490.117,38	100,00%	48.339	100,00%

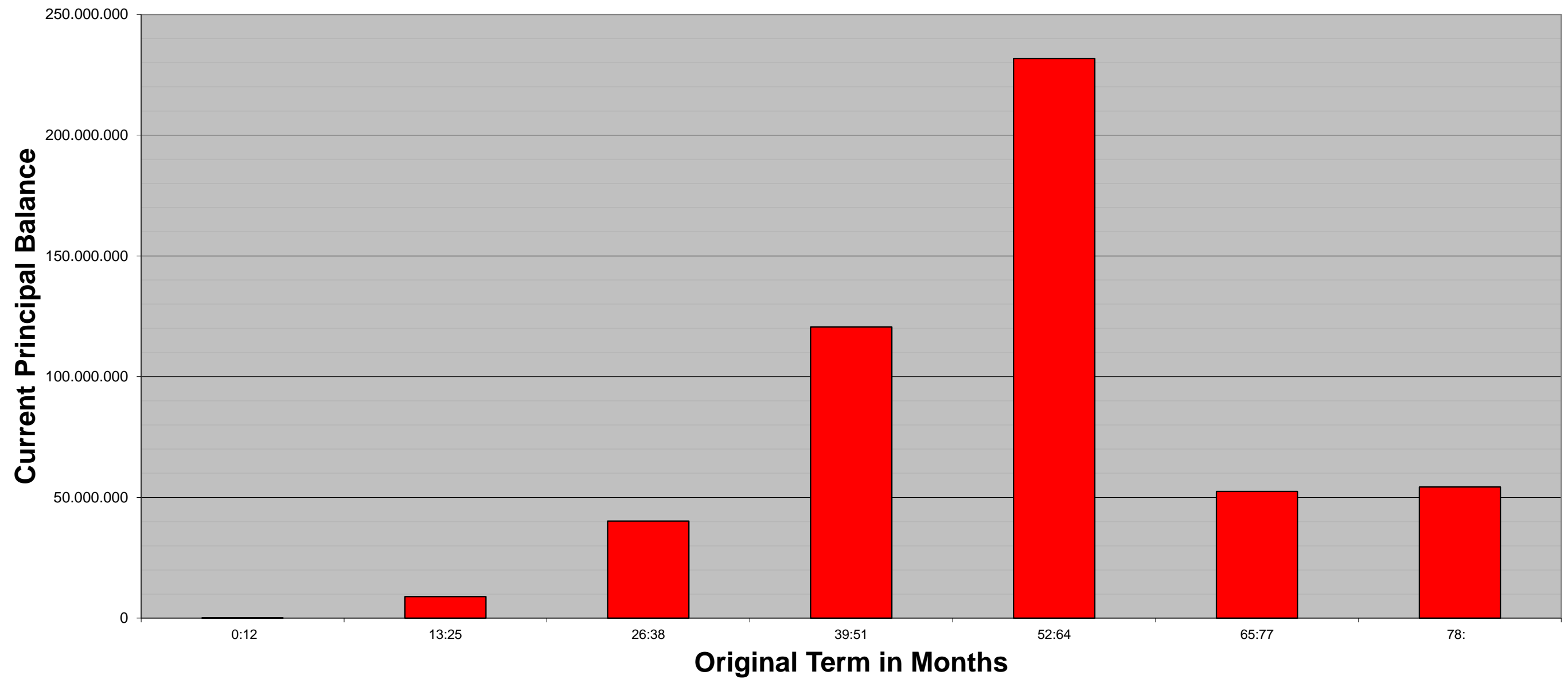
Statistics

WA Original Term	58,68
------------------	-------

**SC Germany Auto 2017-1
Monthly Investor Report**

18.1 Original Term (Graph)

Reporting Date			10.12.2017			
Payment Date			13.12.2017			
Period No			6			
Monthly Period			Dez 2017			
Interest Period	from	13.11.2017	to	13.12.2017	=	30 days
Collection Period	from	01.11.2017	to	30.11.2017		



**SC Germany Auto 2017-1
Monthly Investor Report**

19. Manufacturer Brands



Reporting Date	10.12.2017	
Payment Date	13.12.2017	
Period No	6	
Monthly Period	Dez 2017	
Interest Period	from 13.11.2017	to 13.12.2017 = 30 days
Collection Period	from 01.11.2017	to 30.11.2017

Manufacturer brands	Current Principal Balance in EUR	Percentage of Total Balance	Number of Loans	Percentage of Total Loans
1	67.104.527,45	13,20%	4.925	10,19%
2	50.407.518,42	9,91%	3.999	8,27%
3	49.036.154,29	9,64%	5.026	10,40%
4	46.427.867,20	9,13%	4.563	9,44%
5	44.683.537,87	8,79%	3.780	7,82%
6	42.511.685,41	8,36%	4.709	9,74%
7	25.893.745,45	5,09%	2.212	4,58%
8	22.774.687,21	4,48%	1.879	3,89%
9	20.628.146,66	4,06%	1.968	4,07%
10	19.798.278,83	3,89%	2.007	4,15%
11	16.462.193,32	3,24%	1.583	3,27%
12	12.178.601,80	2,40%	831	1,72%
13	10.977.214,60	2,16%	1.068	2,21%
14	9.718.647,44	1,91%	1.128	2,33%
15	9.206.505,03	1,81%	1.098	2,27%
	447.809.310,98	88,07%	40.776	84,35%

TOP 15 manufacturer brands in alphabetical order:
Audi, BMW, Citroen, Ford, Hyundai, Kia, Mazda, Mercedes, Nissan, Opel, SEAT (E), Skoda, Suzuki, Volvo, VW

**SC Germany Auto 2017-1
Monthly Investor Report**

20. Priority of Payments + Transaction Costs



Reporting Date			10.12.2017			
Payment Date			13.12.2017			
Period No			6			
Monthly Period			Dez 2017			
Interest Period	from	13.11.2017	to	13.12.2017	=	30 days
Collection Period	from	01.11.2017	to	30.11.2017		

Priority of Payments

Available Distribution Amount		23.456.687,63 €
Senior Expenses	-	- €
Net Swap Payments	-	40.563,88 €
Interest Notes Class A	-	11.662,20 €
Interest Notes Class B	-	17.501,40 €
Payments to Liquidity Reserve Fund	-	6.000.000,00 €
Principal Payments Class A	-	15.456.767,40 €
Principal Payments Class B	-	- €
Payment due to rounding differences	-	3,02 €
Payments to Reserve Fund	-	- €
Payments to Commingling Reserve Ledger	-	n/a
Payments to Set-Off Reserve Ledger	-	n/a
Swap Termination Payments	-	n/a
Interest Commingling/Set-Off Reserve	-	289,78 €
Interest Subordinated Loan	-	5.350,00 €
Principal Payments Subordinated Loan	-	- €
Payments to Seller	=	1.924.549,95 €

Transaction Costs

	All notes	Class A	Class B
Senior Expenses	- €		
Interest accrued for the Period	- 29.163,60 €	- 11.662,20 €	- 17.501,40 €
Cumulative Interest accrued	- 170.667,60 €	- 68.578,20 €	- 102.089,40 €
Interest Payments	- 29.163,60 €	- 11.662,20 €	- 17.501,40 €
Cumulative Interest Payments	- 170.667,60 €	- 68.578,20 €	- 102.089,40 €
Interest accrued on Subordinated Loan for the	- 5.350,00 €		
Cumulative Interest accrued on Subordinated L	- 31.208,33 €		
Interest Payments on Subordinated Loan	- 5.350,00 €		
Cumulative Interest Payments on Subordinatec	- 31.208,33 €		
Unpaid Interest for the Period	- €		
Cumulative Unpaid Interest	- €		

**SC Germany Auto 2017-1
Monthly Investor Report**

21.1 Swap Counterparty 1



Reporting Date	10.12.2017				
Payment Date	13.12.2017				
Period No	6				
Monthly Period	Dez 2017				
Interest Period	from	13.11.2017	to	13.12.2017	= 30 days
Collection Period	from	01.11.2017	to	30.11.2017	

Swap Counterparty

Swap Counterparty Banco Santander S.A.
Swap Rating Trigger Breach yes

Rating Trigger & Current Ratings	Consequenses	Moody's			S & P			Trigger breach
		Long Term (CRA)	Long Term	Outlook	Long Term	Short Term	Outlook	
1st Rating Trigger	Collateral, Guarantee or Replacement	A3 (cr)	A3		A	A-2		yes
2nd Rating Trigger	Guarantee or Replacement	Baa1 (cr)	Baa		A-	A-2		no
Current Counterparty Ratings		A3(cr)	(P)A3	STABLE	A-	A-2	STABLE	

Current Swap Data

Swap Type Fixed Floating Interest Rate Swap
Notional Amount 240.973.443,90
Fixed Rate -0,2700%
Floating Rate (Euribor) -0,3710%
Net Swap Payments -20.281,94
Notional Amount next period 233.245.060,20

Swap Counterparty Details

Banco Santander S.A.
Santander GCB
Paseo de Pereda 9-12
39004 Santander
Spain
Phone +44 20 7756 6960
Email: robustiano.tubio@santandergcb.com

Counterparty Replacement

Old Counterparty Banco Santander S.A.
Current Counterparty Banco Santander S.A.

Swap Collateral

Begining of Period - €
Cash Outflow - €
Cash Inflow - €
End of Period - €

Ratings as of 30.11.2017, data source: Bloomberg

**SC Germany Auto 2017-1
Monthly Investor Report**

21.2 Swap Counterparty 2



Reporting Date	10.12.2017				
Payment Date	13.12.2017				
Period No	6				
Monthly Period	Dez 2017				
Interest Period	from	13.11.2017	to	13.12.2017	= 30 days
Collection Period	from	01.11.2017	to	30.11.2017	

Swap Counterparty

Swap Counterparty DZ Bank AG
Swap Rating Trigger Breach no

Rating Trigger & Current Ratings	Consequenses	Moody's			S & P			Trigger breach
		Long Term (CRA)	Long Term	Outlook	Long Term	Short Term	Outlook	
1st Rating Trigger	Collateral, Guarantee or Replacement	A3 (cr)	A3		A	A-1		no
2nd Rating Trigger	Guarantee or Replacement	Baa1 (cr)	Baa1		BBB+	A-2		no
Current Counterparty Ratings		Aa1(cr)	Aa3	STABLE	AA-	A-1+	STABLE	

Current Swap Data

Swap Type Fixed Floating Interest Rate Swap
Notional Amount 240.973.443,90
Fixed Rate -0,2700%
Floating Rate (Euribor) -0,3710%
Net Swap Payments -20.281,94
Notional Amount next period 233.245.060,20

Swap Counterparty Details

DZ Bank AG
Kapitalmärkte Handel / ABS-Emissionen
Platz der Republik
60265 Frankfurt am Main
Germany
Phone +49 69 7447 4341
Email: Tom.Oelrich@dzbank.de

Counterparty Replacement

Old Counterparty DZ Bank AG
Current Counterparty DZ Bank AG

Swap Collateral

Begining of Period - €
Cash Outflow - €
Cash Inflow - €
End of Period - €

Ratings as of 30.11.2017, data source: Bloomberg

SC Germany Auto 2017-1 Monthly Investor Report

22. Retention



Reporting Date	10.12.2017				
Payment Date	13.12.2017				
Period No	6				
Monthly Period	13.12.2017				
Interest Period	from	13.11.2017	to	13.12.2017	= 30 days
Collection Period	from	01.11.2017	to	30.11.2017	

Santander Consumer Bank AG confirms its compliance to have continuously retained a net economic interest in the SC Germany Auto 2017-1 securitisation transaction of at least 5% of the securitised Purchased Receivables pursuant to Art. 405 of the CRR (Regulation (EU) No 575/2013 of the European Parliament and of the Council of 26 June 2013) by retaining the regulatory first loss tranche which is represented by the Subordinated Loan of at least 1% and by retaining the regulatory second loss tranche which is represented by the Class B Notes of at least 4%.

Outstanding Principal Balance of Purchased Receivables as of the Offer Date:	599.999.999,37 €
Outstanding Principal Balance of Purchased Receivables as of the beginning of the Monthly Period:	523.946.876,97 €
Outstanding Principal Balance of Purchased Receivables as of the end of the Monthly Period:	508.490.117,38 €
Outstanding Principal Balance of the Subordinated Loan as of the Offer Date:	6.000.000,00 €
Outstanding Principal Balance of the Subordinated Loan as of the beginning of the Monthly Period:	6.000.000,00 €
Outstanding Principal Balance of the Subordinated Loan as of the end of the Monthly Period:	6.000.000,00 €
Outstanding Balance of the Class B Notes as of the Offer Date:	42.000.000,00 €
Outstanding Balance of the Class B Notes as of the beginning of the Monthly Period:	42.000.000,00 €
Outstanding Balance of the Class B Notes as of the end of the Monthly Period:	42.000.000,00 €
Net Economic Interest Ratio as of Offer Date:	8,00%
Net Economic Interest Ratio as of the beginning of the Monthly Period:	9,16%
Net Economic Interest Ratio as of the end of the Monthly Period:	9,44%

**SC Germany Auto 2017-1
Monthly Investor Report**

23. Counterparties



Reporting Date	10.12.2017				
Payment Date	13.12.2017				
Period No	6				
Monthly Period	Dez 2017				
Interest Period	from	13.11.2017	to	13.12.2017	= 30 days
Collection Period	from	01.11.2017	to	30.11.2017	

Join Lead Managers:

eMail: shaun.baddeley@santandergercb.com
Phone: +44 20 7756 4309

eMail: deniz.stoltenberg@unicredit.de
Phone: +49 89 378 12679

eMail: sean.white2@barclays.com
Phone: +44 20 7773 7956

Paying Agent:

eMail: Sibylle.baker@citi.com
Phone: +44 (0) 20 7500 5233

Transaction Account:

eMail: Sibylle.baker@citi.com
Phone: +44 (0) 20 7500 5233

Transaction Security Trustee:

eMail: Nita.Savjani@tmf-group.com
Phone: +44(0) 207 832 4900

Data Trustee:

eMail: angela.bartl@tmf-group.com
Phone: +49 (0) 69 663698 42

Rating Agencies:

Banco Santander S.A.
Santander Global Banking and Markets
2 Triton Square
Regent's Place
London NW1 3AN
United Kingdom

UniCredit Bank AG
Arabellastr. 12
81925 Munich
Germany

Barclays Bank plc
5 The North Colonnade
Canary Wharf, London, E14 4BB
United Kingdom

Citibank N.A., London Branch
Citigroup Centre, Canada Square
Canary Wharf, London E14 5LB
United Kingdom

Citibank N.A., London Branch
Citigroup Centre, Canada Square
Canary Wharf, London E14 5LB
United Kingdom

TMF Trustee Limited
6 St Andrew Street
London EC4A 3AE
United Kingdom

TMF Deutschland AG
Eschenheimer Anlage 1
60316 Frankfurt am Main
Germany

Moody's Deutschland GmbH
Structured Finance Monitoring
An der Welle 5
60322 Frankfurt am Main
Germany

Standard & Poor's Ratings Services
Structured Finance
20 Canada Square
E14 5LH London
United Kingdom

Moody's			S & P			Counterparty status
Long Term (CRA)	Short Term (CRA)	Outlook	Long Term	Short Term	Outlook	
A3(cr)	P-2(cr)	STABLE	A-	A-2	STABLE	performing
A1(cr)	P-1(cr)	STABLE	BBB+	A-2	DEVELOP	performing
A1(cr)	P-1(cr)	NEG	A	A-1	STABLE	performing
A1(cr)	P-1(cr)	POS	A+	A-1	STABLE	performing
A1(cr)	P-1(cr)	POS	A+	A-1	STABLE	performing
-	-	-	-	-	-	performing
-	-	-	-	-	-	performing

Ratings as of 30.11.2017, data source: Bloomberg

**SC Germany Auto 2017-1
Monthly Investor Report**

24. Issuer Information



Reporting Date		10.12.2017			
Payment Date		13.12.2017			
Period No		6			
Monthly Period		Dez 2017			
Interest Period	from	13.11.2017	to	13.12.2017	= 30 days
Collection Period	from	01.11.2017	to	30.11.2017	

Deal Name:

SC Germany Auto 2017-1

Issuer:

SC Germany Auto 2017-1 UG (haftungsbeschränkt)

The Managing Directors
Steinweg 3-5
60313 Frankfurt am Main
Germany
eMail fradirectors@wilmingtontrust.com
fax +49 (0) 69 2992 5387

Seller of the Receivables:

Santander Consumer Bank AG

Servicer Name:

Santander Consumer Bank AG

Reporting Entity:

Santander Consumer Bank AG

Capital Markets
Santander-Platz 1
41061 Mönchengladbach
Germany
eMail abs_ger@santander.de
fax +49 (0) 2161 690 7077

SPV-Administrator:

Wilmington Trust SP Services (Frankfurt) GmbH

Steinweg 3-5
60313 Frankfurt am Main
Germany
eMail fradirectors@wilmingtontrust.com
fax +49 (0) 69 2992 5387

**SC Germany Auto 2017-1
Monthly Investor Report**

25. Santander Consumer Bank



Reporting Date	10.12.2017				
Payment Date	13.12.2017				
Period No	6				
Monthly Period	Dez 2017				
Interest Period	from	13.11.2017	to	13.12.2017	= 30 days
Collection Period	from	01.11.2017	to	30.11.2017	

Contact Details

Capital Markets

Peter René Müller	+49-2161-690-7337	peterrene.mueller@santander.de
Ralf Schüring	+49-2161-690-5464	ralf.schuering@santander.de
Bastian Menges	+49-2161-690-7085	bastian.menges@santander.de
Stefan Zilligen	+49-2161-690-6069	stefan.zilligen@santander.de
Tobias Daners	+49-2161-690-7410	tobias.daners@santander.de
Ronja Dahmen	+49-2161-690-9453	ronja.dahmen@santander.de
Team ABS		abs_ger@santander.de

Ratings Santander

Banco Santander S.A.

Santander Consumer Finance S.A.

Santander Consumer Bank AG

Moody's			S & P		
Long Term (CRA)	Short Term (CRA)	Outlook	Long Term	Short Term	Outlook
A3(cr)	P-2(cr)	STABLE	A-	A-2	STABLE
A3(cr)	P-2(cr)	STABLE	BBB+	A-2	STABLE
-	-	-	BBB+	A-2	STABLE

Ratings as of 30.11.2017, data source: Bloomberg

SC Germany Auto 2017-1 Monthly Investor Report

26. Glossary



Reporting Date		10.12.2017				
Payment Date		13.12.2017				
Period No		6				
Monthly Period		Dez 2017				
Interest Period	from	13.11.2017	to	13.12.2017	=	30 days
Collection Period	from	01.11.2017	to	30.11.2017		

Aggregate Outstanding Principal Amount:	Shall mean in respect of all Purchased Receivables at any time, the aggregate of the Outstanding Principal Amounts of all Purchased Receivables which, as of such time, are not defaulted receivables.
Balloon Loan:	A loan where the final payment due is higher than any of the previous loan instalments payable by the relevant debtor.
Balloon Payment:	The final payment of a balloon loan.
Defaulted Contracts/Defaults:	Shall mean as of any date, any purchased receivable which has been declared due and payable in full in accordance to the Credit and Collection Policy which in principal is between 120 and 180 calendar days after the due date.
Delinquent Receivable:	Shall mean as of any date, any purchased receivable which is more than 30 days overdue and not a defaulted contract.
Downpayment:	The initial upfront portion of the total net amount due at the time of finalizing the contract.
Excess Spread:	Excess Spread equals WA Portfolio Yield minus Fixed Swap Rate minus WA Notes Margin
Gap Insurance:	Insurance which covers the risk that loss is incurred if the relevant Financed Vehicle has to be completely written off (total damage) due to fire, accident (irrespective of whether such accident was caused by the Debtor or a third party), flooding or theft
Legal Maturity:	Final Payment date on which each Class A Note will be redeemed in full.
Expected Maturity:	Maturity date of the notes under the assumption of (a) a 14% constant prepayment rate, (b) an exercised Clean-Up Call at 10% and (c) a 2,7% Gross Loss Assumption.
Leisure:	Is composed of motorised and not motorised caravans and campers.
Payment Protection Insurance:	Insurance, composed of life insurance and/or accident insurance and/or temporary disability insurance and/or unemployment insurance, which covers the risk that a Debtor in its capacity as insured person is unable to pay the Loan Instalments owed by such Debtor life insurance
Recoveries:	Any amount received on defaulted contracts
Repair Cost Insurance:	Insurance which covers repair costs for the repair of certain important components of the Financed Vehicle
Set-Off Reserves (X/Y):	Protection against set-off risks due to (X) capitalized service fees (e.g. Payment Protection Insurance, Gap Insurance, Repair Cost Insurance) and (Y) deposits
Used Vehicle	Shall mean any Financed Vehicle the date of purchase of which by the relevant debtor was later than 12 months after the date of first registration of such Financed Vehicle