

SC Germany Consumer 2015-1 Monthly Investor Report



**SC Germany Consumer 2015-1
Monthly Investor Report**

Cover Sheet Monthly Investor Report



Reporting Date	11.07.2018	
Payment Date	13.07.2018	
Period No	31	
Monthly Period	Jul 2018	
Interest Period from	13.06.2018	to 13.07.2018 = 30 days
Collection Period from	01.06.2018	to 30.06.2018

Index	Page
1. Portfolio Information	1
2. Reserve Accounts	2
3. Performance Data	3
4. Concentration Limits	4
5. Outstanding Notes	5
6. Original Principal Balance	6
6.1 Original PB (Graph)	7
7. Current Principal Balance	8
7.1 Current PB (Graph)	9
8. Borrower Concentration	10
9. Geographical Distribution	11
9.1 Geographical (Graph)	12
10. Collateral	13
11. Insurances	14
12. Payment Methods	15
13. Effective Interest Rate	16
13.1 Effective Interest Rate (Graph)	17
14. Seasoning	18
14.1 Seasoning (Graph)	19
15. Remaining Term	20
15.1 Remaining Term (Graph)	21
16. Original Term	22
16.1 Original Term (Graph)	23
17. Loan Concentration	24
18. Priority of Payments + Transaction Costs	25
19. Swap Counterparty Data	26
20. Retention	27
21. Counterparties	28
22. Issuer Information	29
23. Santander Consumer Bank	30

**SC Germany Consumer 2015-1
Monthly Investor Report**

1. Portfolio Information



Reporting Date	11.07.2018	
Payment Date	13.07.2018	
Period No	31	
Monthly Period	Jul 2018	
Interest Period from	13.06.2018	to 13.07.2018 = 30 days
Collection Period from	01.06.2018	to 30.06.2018

	No. of Contracts	current period Aggregate Outstanding Principal Amount	previous period Aggregate Outstanding Principal Amount
Outstanding Receivables			
Beginning of Period		537.872.184,57 €	566.311.216,95 €
Scheduled Principal Payments		15.025.459,00 €	
Prepayment Principal		12.780.407,15 €	
Total Principal Collections		27.805.866,15 €	27.397.081,27 €
Total Interest Collections		3.202.872,29 €	3.370.479,98 €
Defaults		1.277.947,09 €	1.041.951,11 €
Replenishment Amount		- €	- €
End of Period	72.638	508.788.371,33 €	537.872.184,57 €
Purchase Shortfall Amount		115,17 €	10,43 €
Total Assets (End of Period)		508.788.486,50 €	537.872.195,00 €
Current Prepayment Rate (annualised)		25,1%	

**SC Germany Consumer 2015-1
Monthly Investor Report**

2. Reserve Accounts



Reporting Date	11.07.2018				
Payment Date	13.07.2018				
Period No	31				
Monthly Period	Jul 2018				
Interest Period from	13.06.2018	to	13.07.2018	=	30 days
Collection Period from	01.06.2018	to	30.06.2018		

Note Balance

Beginning of Period	537.872.195,00 €
End of Period	508.788.486,50 €

Reserve Accounts

	in %		Trigger Event y/n
Liquidity Reserve			
Beginning of Period	0,5%	2.689.360,92 €	
Cash Outflow		- €	
Cash Inflow		145.419,06 €	
End of Period	0,5%	2.543.941,86 €	
Required Liquidity Reserve Fund	0,5%	2.543.941,86 €	
Commingling Reserve			
Beginning of Period	in %	n/a	no
Cash Outflow		n/a	
Cash Inflow		n/a	
End of Period		n/a	
Required Commingling Reserve Fund		n/a	
Set-Off Reserve			
Beginning of Period	in %	n/a	no
Cash Outflow		n/a	
Cash Inflow		n/a	
End of Period		n/a	
Required Set-Off Reserve Fund		n/a	
Current Set-Off Amount		n/a	
Set-Off Amount (per Loan)		n/a	
Set-Off Amount (in % of Outstanding Balance)		n/a	

**SC Germany Consumer 2015-1
Monthly Investor Report**

3. Performance Data



Reporting Date	11.07.2018				
Payment Date	13.07.2018				
Period No	31				
Monthly Period	Jul 2018				
Interest Period from	13.06.2018	to	13.07.2018	=	30 days
Collection Period from	01.06.2018	to	30.06.2018		

Note Balance

Beginning of Period	537.872.195,00 €
End of Period	508.788.486,50 €

Delinquency Data and Ratios

	3-MRA* / current ratio	Amount at risk	Overdue amount	Number of Loans
3-MRA* 31- 60 days past due	0,98%			
31- 60 days past due period before previous period		5.000.623,32 €	202.534,39 €	474
31- 60 days past due previous period		5.369.021,14 €	207.315,51 €	518
31- 60 days past due current period	1,01%	5.442.485,66 €	207.372,33 €	497
3-MRA* 61-90 days past due	0,49%			
61- 90 days past due period before previous period		2.819.351,67 €	177.380,26 €	270
61- 90 days past due previous period		2.416.701,49 €	169.790,33 €	235
61- 90 days past due current period	0,49%	2.614.417,93 €	170.831,43 €	258
3-MRA* 91-120 days past due	0,26%			
91- 120 days past due period before previous period		1.582.755,60 €	139.637,08 €	146
91- 120 days past due previous period		1.380.529,10 €	129.334,33 €	149
91- 120 days past due current period	0,23%	1.249.636,02 €	127.916,08 €	137

Default Data and Ratios

	Amount	Number of Loans
Current Default		
Current Period Gross Default	1.277.947,09 €	
Current Period Recoveries	276.251,59 €	
Current Period Net Default	1.001.695,50 €	
New Number of Defaulted Contracts		104
Cumulative Default		
Cumulative Gross Default	59.252.641,64 €	
Cumulative Recoveries	3.646.383,08 €	
Cumulative Net Default	55.606.258,56 €	
Total Number of Defaulted Contracts		4.347

	3-MRA* / current ratio	Ratio
3-MRA* Annualised Loss Ratio (Neue Rechtsakten)	1,99%	
Annualised Loss Ratio period before previous period		2,19%
Annualised Loss Ratio previous period		1,56%
Annualised Loss Ratio current period	2,23%	2,23%
Principal Deficiency		
Principal Deficiency period before previous period		- €
Principal Deficiency previous period		- €
Principal Deficiency current period		- €

* 3-MRA stands for three months rolling average

**SC Germany Consumer 2015-1
Monthly Investor Report**

4. Concentration Limits



Reporting Date	11.07.2018	
Payment Date	13.07.2018	
Period No	31	
Monthly Period	Jul 2018	
Interest Period from	13.06.2018	to 13.07.2018 = 30 days
Collection Period from	01.06.2018	to 30.06.2018

Current Transaction Status

Amortizing

Portfolio Concentrations	Minimum-Trigger	Maximum-Trigger	Current Value	Trigger Breach
Average Yield (applicable for Total Portfolio)	6,80%	-	-	no
Remaining Term (applicable for Total Portfolio)	-	67,00	-	no
Early Amortisation Events		Maximum-Trigger	Current Value	Trigger Breach
Cumulative Loss Ratio - prior to 31 December 2016		1,80%	-	no
Purchase Shortfall Event				no
Period before previous period			-	
Previous period			-	
Current period			-	
Principal Deficiency Event			-	no

**SC Germany Consumer 2015-1
Monthly Investor Report**

Reporting Date	11.07.2018				
Payment Date	13.07.2018				
Period No	31				
Monthly Period	Jul 2018				
Interest Period from	13.06.2018	to	13.07.2018	=	30 days
Collection Period from	01.06.2018	to	30.06.2018		

5. Outstanding Notes



1. Note Balance	All notes	Class A	Class B	Class C	Class D	Class E
General Note Information						
ISIN Code		XS1324497830	XS1324497913	XS1324498051	XS1324498135	XS1324498481
Currency		EUR	EUR	EUR	EUR	EUR
Initial Tranching	in %	82,5%	7,3%	2,8%	3,3%	4,2%
Legal Maturity		Dez 2028	Dez 2028	Dez 2028	Dez 2028	Dez 2028
Expected Maturity		Oktober 2019	Jul 2020	Jul 2020	Jul 2020	Jul 2020
Original Rating (DBRS / S&P)		AA (sf) / AA (sf)	A (sf) / A (sf)	BBB (sf) / A- (sf)	BB (sf) / BB+ (sf)	Not rated
Current Rating (DBRS / S&P)*		AAA (sf) / AA (sf)	AA high (sf) / A (sf)	AA (low) (sf) / A- (sf)	A (high) (sf) / BB+ (sf)	Not rated
Initial Notes Aggregate Principal Outstanding Balance	1.400.000.000,00 €	1.155.000.000,00 €	101.500.000,00 €	39.200.000,00 €	45.500.000,00 €	58.800.000,00 €
Initial Nominal per Note		100.000,00 €	100.000,00 €	100.000,00 €	100.000,00 €	100.000,00 €
Initial Number of Notes per Class		11.550	1.015	392	455	588

Current Note Information						
Class Principal Outstanding Balance Beginning of Period	537.872.195,00 €	292.872.195,00 €	101.500.000,00 €	39.200.000,00 €	45.500.000,00 €	58.800.000,00 €
Available Distribution Amount	31.285.000,46 €					
Replenishment	0,00 €					
Amortisation	29.083.708,50 €					
Redemption per Class	29.083.708,50 €	29.083.708,50 €	0,00 €	0,00 €	0,00 €	0,00 €
Redemption per Note		2.518,07 €	0,00 €	0,00 €	0,00 €	0,00 €
Class Principal Outstanding Balance End of Period	508.788.486,50 €	263.788.486,50 €	101.500.000,00 €	39.200.000,00 €	45.500.000,00 €	58.800.000,00 €
Current Tranching		51,8%	19,9%	7,7%	8,9%	11,6%
Current Pool Factor		0,23	1,00	1,00	1,00	1,00

2. Payments to Investors per Note	All notes	Class A	Class B	Class C	Class D	Class E
Interest Rate Basis: 1 M-Euribor / Fixed / Floating	-0,369%	0,350%	1,000%	1,750%	+545 bps	+1070 bps
DayCount Convention	30	act/360	act/360	act/360	act/360	act/360
Interest Days						
Principal Outstanding per Note Beginning of Period		25.356,90 €	100.000,00 €	100.000,00 €	100.000,00 €	100.000,00 €
> Principal Repayment per Note		2.518,07 €	0,00 €	0,00 €	0,00 €	0,00 €
Principal Outstanding per Note End of Period		22.838,83 €	100.000,00 €	100.000,00 €	100.000,00 €	100.000,00 €
> Interest accrued for the period		85.470,00 €	84.579,95 €	57.165,36 €	192.656,10 €	506.220,96 €
Interest Payment		85.470,00 €	84.579,95 €	57.165,36 €	192.656,10 €	506.220,96 €
Interest Payment per Note		7,40 €	83,33 €	145,83 €	423,42 €	860,92 €

3. Credit Enhancements	Class A	Class B	Class C	Class D	Class E
Initial total CE (Subordination, Reserve)	17,50%	10,25%	7,45%	4,20%	0,00%
Current CE (incl. Excess Spread)	53,42%	33,48%	25,77%	16,83%	5,27%
Current CE (excl. Excess Spread)	48,15%	28,20%	20,50%	11,56%	0,00%

* Last rating action as of 07.12.2017

SC Germany Consumer 2015-1
Monthly Investor Report

6. Original Principal Balance



Reporting Date	11.07.2018	
Payment Date	13.07.2018	
Period No	31	
Monthly Period	Jul 2018	
Interest Period	from 13.06.2018	to 13.07.2018 = 30 days
Collection Period	from 01.06.2018	to 30.06.2018

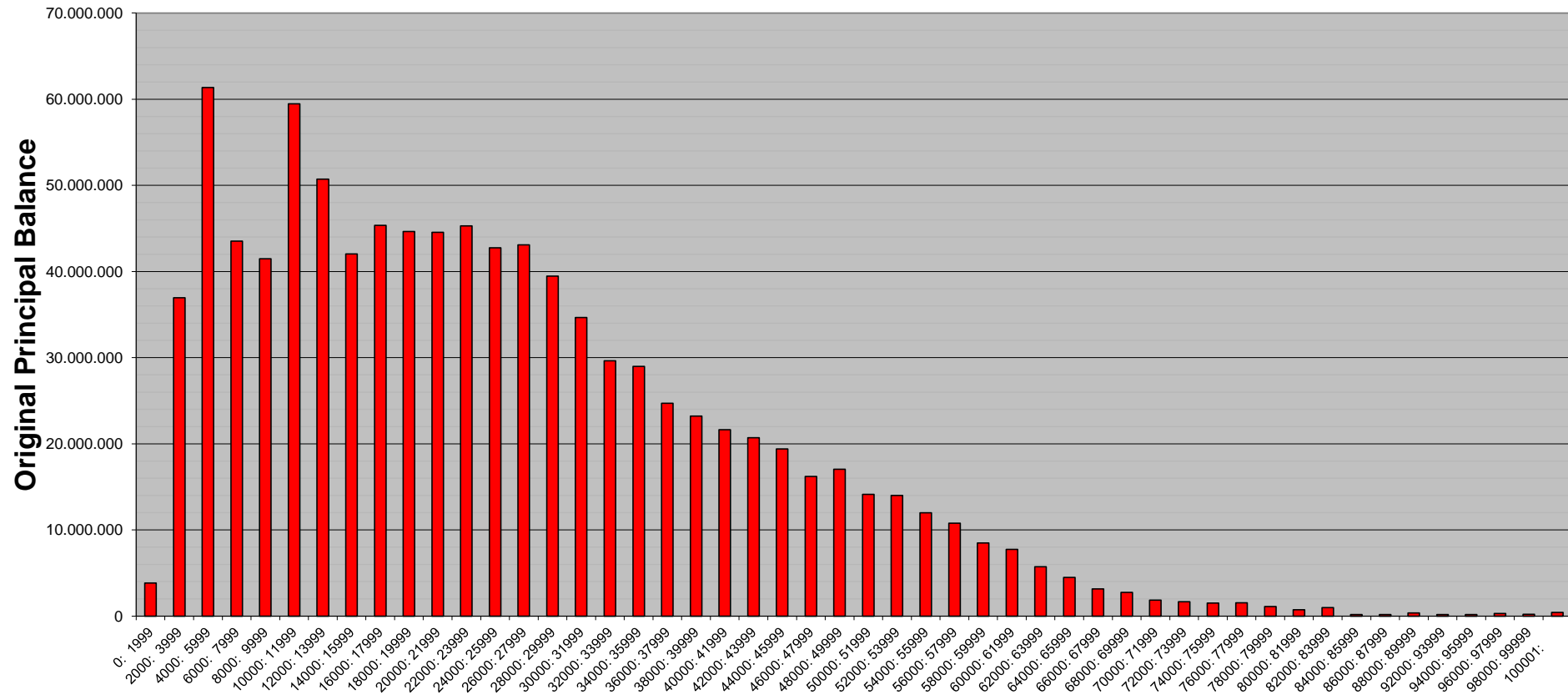
Original Principal Balance (Ranges in EUR)	Original Principal Balance in EUR	Percentage of Total Balance	Number of Loans	Percentage of Total Loans
0: 1999	3.828.807,96	0,39%	2.836	3,90%
2000: 3999	36.949.047,19	3,79%	12.312	16,95%
4000: 5999	61.373.830,90	6,29%	12.532	17,25%
6000: 7999	43.538.347,82	4,46%	6.350	8,74%
8000: 9999	41.495.780,36	4,25%	4.677	6,44%
10000: 11999	59.477.774,76	6,10%	5.524	7,60%
12000: 13999	50.730.715,03	5,20%	3.950	5,44%
14000: 15999	42.037.918,14	4,31%	2.807	3,86%
16000: 17999	45.350.983,62	4,65%	2.676	3,68%
18000: 19999	44.648.230,42	4,58%	2.353	3,24%
20000: 21999	44.558.618,03	4,57%	2.125	2,93%
22000: 23999	45.297.578,66	4,64%	1.970	2,71%
24000: 25999	42.742.852,11	4,38%	1.712	2,36%
26000: 27999	43.093.767,46	4,42%	1.595	2,20%
28000: 29999	39.474.620,85	4,05%	1.362	1,88%
30000: 31999	34.657.982,30	3,55%	1.120	1,54%
32000: 33999	29.646.767,10	3,04%	900	1,24%
34000: 35999	28.974.718,47	2,97%	829	1,14%
36000: 37999	24.700.712,89	2,53%	668	0,92%
38000: 39999	23.201.058,72	2,38%	595	0,82%
40000: 41999	21.639.522,42	2,22%	528	0,73%
42000: 43999	20.711.343,23	2,12%	482	0,66%
44000: 45999	19.393.406,46	1,99%	431	0,59%
46000: 47999	16.205.079,62	1,66%	345	0,47%
48000: 49999	17.045.241,58	1,75%	348	0,48%
50000: 51999	14.122.411,24	1,45%	277	0,38%
52000: 53999	13.994.413,33	1,43%	264	0,36%
54000: 55999	11.986.550,22	1,23%	218	0,30%
56000: 57999	10.773.644,35	1,10%	189	0,26%
58000: 59999	8.494.545,19	0,87%	144	0,20%
60000: 61999	7.743.016,64	0,79%	127	0,17%
62000: 63999	5.728.443,95	0,59%	91	0,13%
64000: 65999	4.482.354,18	0,46%	69	0,09%
66000: 67999	3.148.243,16	0,32%	47	0,06%
68000: 69999	2.761.619,17	0,28%	40	0,06%
70000: 71999	1.850.536,06	0,19%	26	0,04%
72000: 73999	1.676.305,10	0,17%	23	0,03%
74000: 75999	1.501.782,01	0,15%	20	0,03%
76000: 77999	1.539.881,25	0,16%	20	0,03%
78000: 79999	1.111.283,85	0,11%	14	0,02%
80000: 81999	728.314,88	0,07%	9	0,01%
82000: 83999	993.704,48	0,10%	12	0,02%
84000: 85999	169.781,27	0,02%	2	0,00%
86000: 87999	174.203,41	0,02%	2	0,00%
88000: 89999	354.939,24	0,04%	4	0,01%
92000: 93999	184.175,07	0,02%	2	0,00%
94000: 95999	189.057,65	0,02%	2	0,00%
96000: 97999	292.594,59	0,03%	3	0,00%
98000: 99999	196.702,79	0,02%	2	0,00%
100001:	417.201,30	0,04%	4	0,01%
Total	975.390.410,48	100,00%	72.638	100,00%

Statistics	in EUR
Average Amount	13.428,10

**SC Germany Consumer 2015-1
Monthly Investor Report**

6.1 Original PB (Graph)

Reporting Date	11.07.2018	
Payment Date	13.07.2018	
Period No	31	
Monthly Period	Jul 2018	
Interest Period	from 13.06.2018	to 13.07.2018 = 30 days
Collection Period	from 01.06.2018	to 30.06.2018



**SC Germany Consumer 2015-1
Monthly Investor Report**

7. Current Principal Balance



Reporting Date	11.07.2018				
Payment Date	13.07.2018				
Period No	31				
Monthly Period	Jul 2018				
Interest Period	from	13.06.2018	to	13.07.2018	= 30 days
Collection Period	from	01.06.2018	to	30.06.2018	

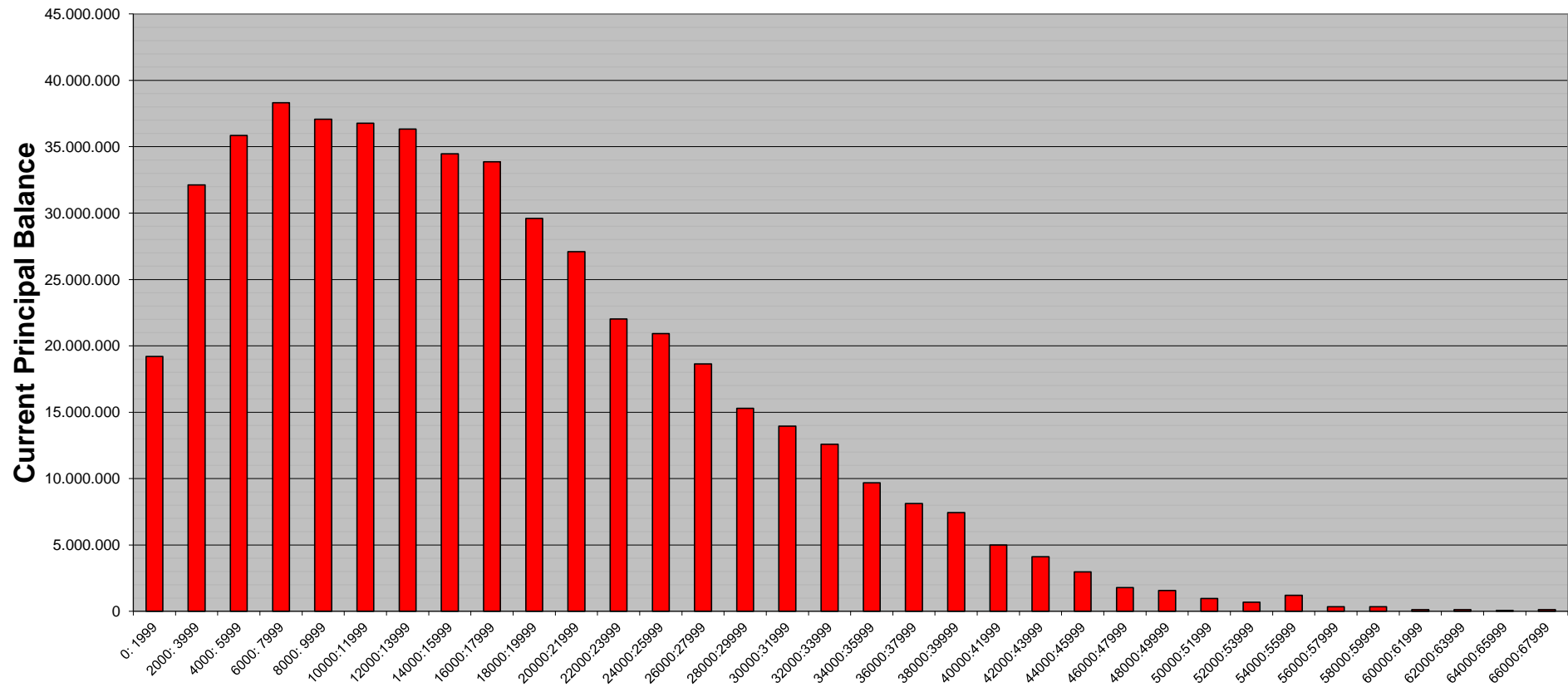
<i>Current Principal Balance (Ranges in EUR)</i>	<i>Current Principal Balance in EUR</i>	<i>Percentage of Total Balance</i>	<i>Number of Loans</i>	<i>Percentage of Total Loans</i>
0: 1999	19.204.318,86	3,77%	26.392	36,33%
2000: 3999	32.126.186,54	6,31%	11.077	15,25%
4000: 5999	35.854.081,54	7,05%	7.238	9,96%
6000: 7999	38.307.942,24	7,53%	5.519	7,60%
8000: 9999	37.067.344,36	7,29%	4.143	5,70%
10000:11999	36.763.020,33	7,23%	3.347	4,61%
12000:13999	36.332.882,79	7,14%	2.802	3,86%
14000:15999	34.473.038,56	6,78%	2.307	3,18%
16000:17999	33.874.427,50	6,66%	1.998	2,75%
18000:19999	29.590.480,89	5,82%	1.562	2,15%
20000:21999	27.099.519,13	5,33%	1.293	1,78%
22000:23999	22.021.042,37	4,33%	959	1,32%
24000:25999	20.923.171,34	4,11%	837	1,15%
26000:27999	18.637.736,61	3,66%	690	0,95%
28000:29999	15.283.917,36	3,00%	528	0,73%
30000:31999	13.948.990,79	2,74%	450	0,62%
32000:33999	12.592.224,71	2,47%	382	0,53%
34000:35999	9.682.710,60	1,90%	277	0,38%
36000:37999	8.113.665,69	1,59%	219	0,30%
38000:39999	7.448.009,84	1,46%	191	0,26%
40000:41999	5.001.412,55	0,98%	122	0,17%
42000:43999	4.116.079,03	0,81%	96	0,13%
44000:45999	2.965.872,45	0,58%	66	0,09%
46000:47999	1.786.791,87	0,35%	38	0,05%
48000:49999	1.566.205,72	0,31%	32	0,04%
50000:51999	970.527,80	0,19%	19	0,03%
52000:53999	687.271,53	0,14%	13	0,02%
54000:55999	1.205.814,31	0,24%	22	0,03%
56000:57999	340.879,39	0,07%	6	0,01%
58000:59999	357.168,99	0,07%	6	0,01%
60000:61999	122.314,45	0,02%	2	0,00%
62000:63999	126.089,01	0,02%	2	0,00%
64000:65999	64.804,34	0,01%	1	0,00%
66000:67999	132.427,84	0,03%	2	0,00%
Total	508.788.371,33	100,00%	72.638	100,00%

Statistics in EUR	
Average Amount	7.004,44

**SC Germany Consumer 2015-1
Monthly Investor Report**

7.1 Current PB (Graph)

Reporting Date	11.07.2018	
Payment Date	13.07.2018	
Period No	31	
Monthly Period	Jul 2018	
Interest Period	from 13.06.2018	to 13.07.2018 = 30 days
Collection Period	from 01.06.2018	to 30.06.2018



**SC Germany Consumer 2015-1
Monthly Investor Report**

8. Borrower Concentration



Reporting Date	11.07.2018	
Payment Date	13.07.2018	
Period No	31	
Monthly Period	Jul 2018	
Interest Period	from 13.06.2018	to 13.07.2018 = 30 days
Collection Period	from 01.06.2018	to 30.06.2018

No	Current Principal Balance in EUR	Percentage of Total Balance	Number of Loans
1	68.753,46	0,0135%	2
2	66.239,07	0,0130%	1
3	66.188,77	0,0130%	1
4	64.804,34	0,0127%	1
5	63.854,68	0,0126%	1
6	62.234,33	0,0122%	1
7	61.524,80	0,0121%	1
8	60.789,65	0,0119%	1
9	60.410,37	0,0119%	2
10	59.996,11	0,0118%	1
11	59.803,84	0,0118%	1
12	59.800,96	0,0118%	1
13	59.652,24	0,0117%	1
14	59.648,79	0,0117%	2
15	59.291,01	0,0117%	1
16	58.624,83	0,0115%	1
17	57.699,77	0,0113%	1
18	57.685,73	0,0113%	1
19	56.893,46	0,0112%	1
20	56.298,68	0,0111%	1
21	56.298,16	0,0111%	1
22	56.003,59	0,0110%	1
23	55.743,89	0,0110%	1
24	55.656,02	0,0109%	1
25	55.526,70	0,0109%	1
	1.499.423,25	0,2947%	28

**SC Germany Consumer 2015-1
Monthly Investor Report**

9. Geographical Distribution



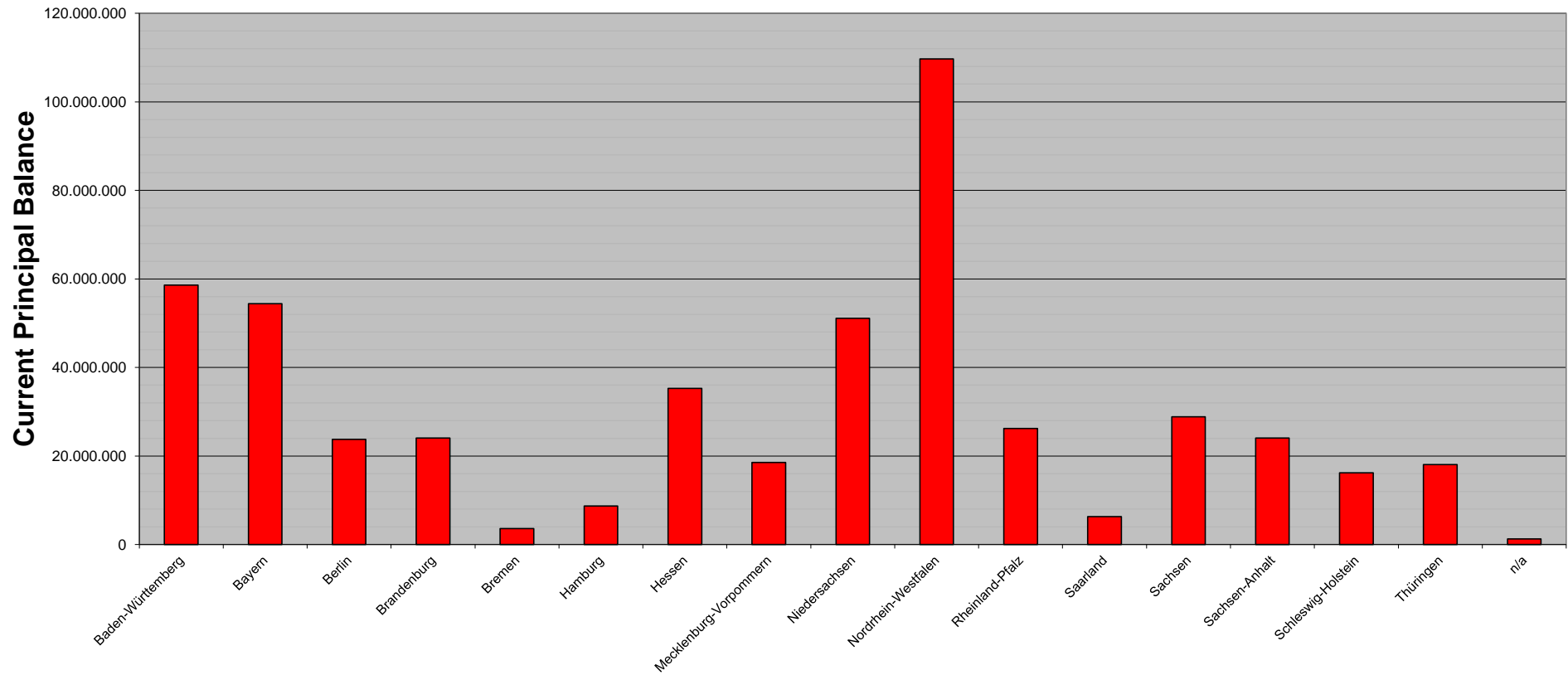
Reporting Date	11.07.2018	
Payment Date	13.07.2018	
Period No	31	
Monthly Period	Jul 2018	
Interest Period	from 13.06.2018	to 13.07.2018 = 30 days
Collection Period	from 01.06.2018	to 30.06.2018

State	Current Principal Balance in EUR	Percentage of Total Balance	Number of Loans	Percentage of Total Loans
Baden-Württemberg	58.612.719,63	11,52%	8.225	11,32%
Bayern	54.432.293,30	10,70%	8.397	11,56%
Berlin	23.770.526,98	4,67%	3.594	4,95%
Brandenburg	24.037.059,81	4,72%	3.547	4,88%
Bremen	3.629.226,44	0,71%	469	0,65%
Hamburg	8.721.550,70	1,71%	1.297	1,79%
Hessen	35.256.306,16	6,93%	4.956	6,82%
Mecklenburg-Vorpomm	18.555.812,07	3,65%	2.693	3,71%
Niedersachsen	51.135.325,24	10,05%	7.095	9,77%
Nordrhein-Westfalen	109.668.423,97	21,55%	14.886	20,49%
Rheinland-Pfalz	26.197.547,24	5,15%	3.585	4,94%
Saarland	6.334.648,05	1,25%	811	1,12%
Sachsen	28.886.743,29	5,68%	4.386	6,04%
Sachsen-Anhalt	24.041.541,45	4,73%	3.294	4,53%
Schleswig-Holstein	16.191.049,72	3,18%	2.472	3,40%
Thüringen	18.059.107,73	3,55%	2.768	3,81%
n/a	1.258.489,55	0,25%	163	0,22%
Total	508.788.371,33	100,00%	72.638	100,00%

**SC Germany Consumer 2015-1
Monthly Investor Report**

9.1 Geographical Distribution (Graph)

Reporting Date			11.07.2018			
Payment Date			13.07.2018			
Period No			31			
Monthly Period			Jul 2018			
Interest Period	from	13.06.2018	to	13.07.2018	=	30 days
Collection Period	from	01.06.2018	to	30.06.2018		



**SC Germany Consumer 2015-1
Monthly Investor Report**

10. Collateral



Reporting Date			11.07.2018		
Payment Date			13.07.2018		
Period No			31		
Monthly Period			Jul 2018		
Interest Period	from	13.06.2018	to	13.07.2018	= 30 days
Collection Period	from	01.06.2018	to	30.06.2018	

<i>Collateral</i>	<i>Current Principal Balance in EUR</i>	<i>Percentage of Total Balance</i>	<i>Number of Loans</i>	<i>Percentage of Total Loans</i>
secured	127.376.877,94	25,04%	8.198	11,29%
unsecured	381.411.493,39	74,96%	64.440	88,71%
Total	508.788.371,33	100,00%	72.638	100,00%

**SC Germany Consumer 2015-1
Monthly Investor Report**

11. Insurances



Reporting Date			11.07.2018			
Payment Date			13.07.2018			
Period No			31			
Monthly Period			Jul 2018			
Interest Period	from	13.06.2018	to	13.07.2018	=	30 days
Collection Period	from	01.06.2018	to	30.06.2018		

<i>Payment Protection Insurance</i>	<i>Current Principal Balance in EUR</i>	<i>Percentage of Total Balance</i>	<i>Number of Loans</i>	<i>Percentage of Total Loans</i>
No	73.591.353,97	14,46%	22.273	30,66%
Yes	435.197.017,36	85,54%	50.365	69,34%
Total	508.788.371,33	100,00%	72.638	100,00%

**SC Germany Consumer 2015-1
Monthly Investor Report**

12. Payment Methods



Reporting Date		11.07.2018			
Payment Date		13.07.2018			
Period No		31			
Monthly Period		Jul 2018			
Interest Period	from	13.06.2018	to	13.07.2018	= 30 days
Collection Period	from	01.06.2018	to	30.06.2018	

<i>Payment Method</i>	<i>Current Principal Balance in EUR</i>	<i>Percentage of Total Balance</i>	<i>Number of Loans</i>	<i>Percentage of Total Loans</i>
Direct Debit	476.979.859,28	93,75%	69.784	96,07%
Other	31.808.512,05	6,25%	2.854	3,93%
Total	508.788.371,33	100,00%	72.638	100,00%

<i>Cycle of Payment</i>	<i>Current Principal Balance in EUR</i>	<i>Percentage of Total Balance</i>	<i>Number of Loans</i>	<i>Percentage of Total Loans</i>
15th of month	150.725.781,56	29,62%	23.466	32,31%
1st of month	358.062.589,77	70,38%	49.172	67,69%
Total	508.788.371,33	100,00%	72.638	100,00%

**SC Germany Consumer 2015-1
Monthly Investor Report**

13. Effective Interest Rate



Reporting Date	11.07.2018	
Payment Date	13.07.2018	
Period No	31	
Monthly Period	Jul 2018	
Interest Period	from 13.06.2018	to 13.07.2018 = 30 days
Collection Period	from 01.06.2018	to 30.06.2018

Yield Range *	Current Principal Balance in EUR	Percentage of Total Balance	Number of Loans	Percentage of Total Loans
0: 0	314.458,31	0,06%	1.277	1,76%
1: 1	1.477.680,58	0,29%	4.230	5,82%
2: 2	2.640.145,29	0,52%	4.813	6,63%
3: 3	43.418.637,80	8,53%	11.705	16,11%
4: 4	38.776.290,82	7,62%	5.210	7,17%
5: 5	53.930.668,35	10,60%	4.340	5,97%
6: 6	60.153.671,75	11,82%	5.424	7,47%
7: 7	109.932.107,27	21,61%	11.256	15,50%
8: 8	103.461.826,01	20,33%	13.307	18,32%
9: 9	86.030.939,97	16,91%	9.773	13,45%
10:10	7.000.562,01	1,38%	1.008	1,39%
11:11	1.250.809,97	0,25%	213	0,29%
12:12	251.757,91	0,05%	49	0,07%
13:13	133.804,79	0,03%	30	0,04%
14:14	15.010,50	0,00%	3	0,00%
Total	508.788.371,33	100,00%	72.638	100,00%

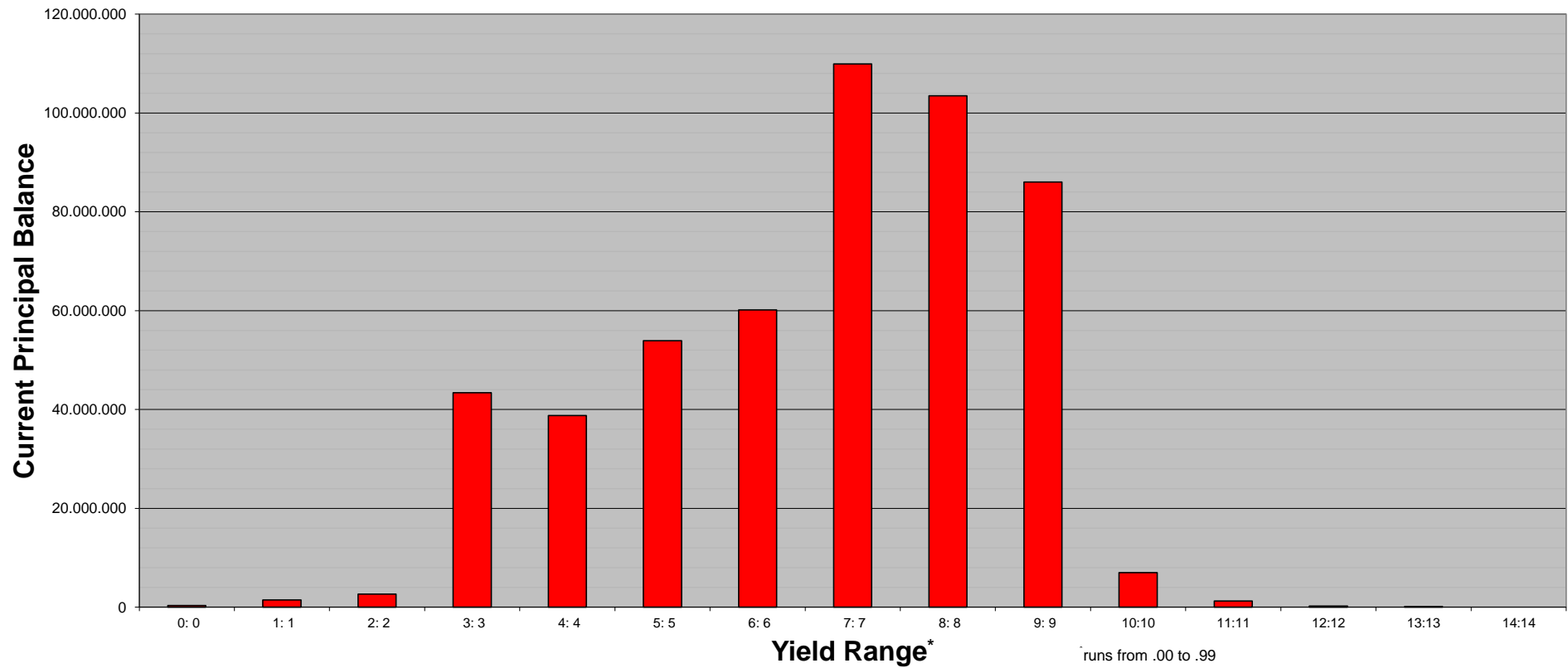
Statistics	in %
WA Interest	7,51%

* runs from .00 to .99

**SC Germany Consumer 2015-1
Monthly Investor Report**

13.1 Effective Interest Rate (Graph)

Reporting Date	11.07.2018	
Payment Date	13.07.2018	
Period No	31	
Monthly Period	Jul 2018	
Interest Period	from 13.06.2018	to 13.07.2018 = 30 days
Collection Period	from 01.06.2018	to 30.06.2018



**SC Germany Consumer 2015-1
Monthly Investor Report**

14. Seasoning



Reporting Date	11.07.2018	
Payment Date	13.07.2018	
Period No	31	
Monthly Period	Jul 2018	
Interest Period	from 13.06.2018	to 13.07.2018 = 30 days
Collection Period	from 01.06.2018	to 30.06.2018

Seasoning in Months	Current Principal Balance in EUR	Percentage of Total Balance	Number of Loans	Percentage of Total Loans
21:23	13.223.226,09	2,60%	1.839	2,53%
24:26	33.787.488,21	6,64%	4.897	6,74%
27:29	53.481.146,31	10,51%	7.401	10,19%
30:32	44.746.229,58	8,79%	6.658	9,17%
33:35	86.496.662,64	17,00%	13.947	19,20%
36:38	76.370.980,81	15,01%	11.023	15,18%
39:41	67.365.180,65	13,24%	8.064	11,10%
42:44	43.550.941,58	8,56%	5.988	8,24%
45:47	51.797.398,79	10,18%	7.689	10,59%
48:50	26.683.767,24	5,24%	3.277	4,51%
51:53	2.867.654,74	0,56%	250	0,34%
54:56	1.106.955,96	0,22%	166	0,23%
57:59	1.980.833,34	0,39%	468	0,64%
60:62	515.711,75	0,10%	55	0,08%
63:65	684.487,55	0,13%	77	0,11%
66:68	503.993,80	0,10%	61	0,08%
69:71	680.872,87	0,13%	105	0,14%
72:74	503.205,06	0,10%	68	0,09%
75:77	565.590,73	0,11%	116	0,16%
78:80	360.045,48	0,07%	80	0,11%
81:	1.515.998,15	0,30%	409	0,56%
Total	508.788.371,33	100,00%	72.638	100,00%

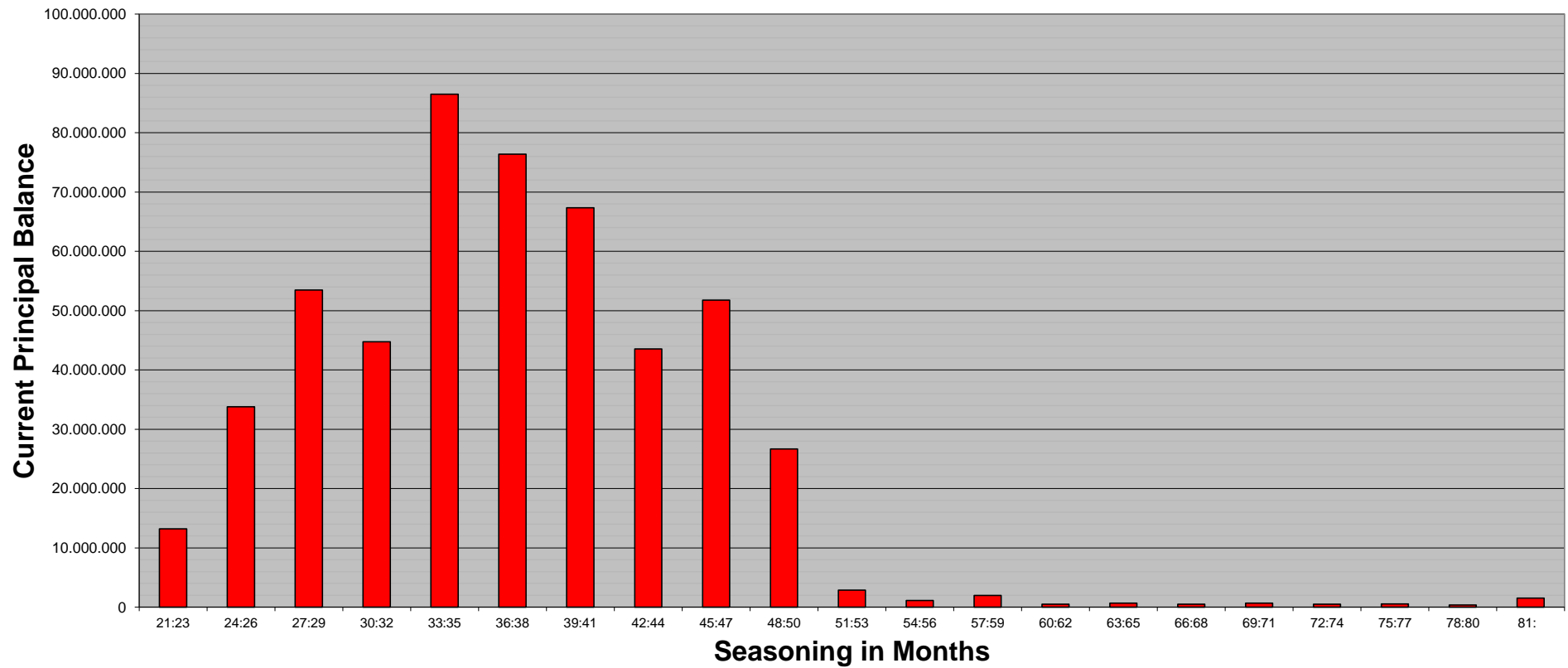
Statistics

WA Seasoning	36,95
--------------	-------

**SC Germany Consumer 2015-1
Monthly Investor Report**

14.1 Seasoning (Graph)

Reporting Date			11.07.2018			
Payment Date			13.07.2018			
Period No			31			
Monthly Period			Jul 2018			
Interest Period	from	13.06.2018	to	13.07.2018	=	30 days
Collection Period	from	01.06.2018	to	30.06.2018		



**SC Germany Consumer 2015-1
Monthly Investor Report**

15. Remaining Term



Reporting Date	11.07.2018	
Payment Date	13.07.2018	
Period No	31	
Monthly Period	Jul 2018	
Interest Period	from 13.06.2018	to 13.07.2018 = 30 days
Collection Period	from 01.06.2018	to 30.06.2018

Remaining Term in Months	Current Principal Balance in EUR	Percentage of Total Balance	Number of Loans	Percentage of Total Loans
0: 6	3.982.185,52	0,78%	12.456	17,15%
7: 13	13.195.667,45	2,59%	8.989	12,38%
14: 20	23.891.952,43	4,70%	7.697	10,60%
21: 27	38.847.969,83	7,64%	7.758	10,68%
28: 34	41.492.110,57	8,16%	5.593	7,70%
35: 41	60.971.222,99	11,98%	6.345	8,74%
42: 48	63.489.690,22	12,48%	5.238	7,21%
49: 55	91.154.737,06	17,92%	7.255	9,99%
56: 62	85.425.537,91	16,79%	6.178	8,51%
63: 69	57.702.801,00	11,34%	3.537	4,87%
70: 76	24.786.180,42	4,87%	1.420	1,95%
77: 83	2.635.577,63	0,52%	121	0,17%
84: 90	376.800,88	0,07%	19	0,03%
91: 97	340.035,42	0,07%	12	0,02%
98:104	312.042,47	0,06%	12	0,02%
105:108	141.089,76	0,03%	6	0,01%
109:	42.769,77	0,01%	2	0,00%
Total	508.788.371,33	100,00%	72.638	100,00%

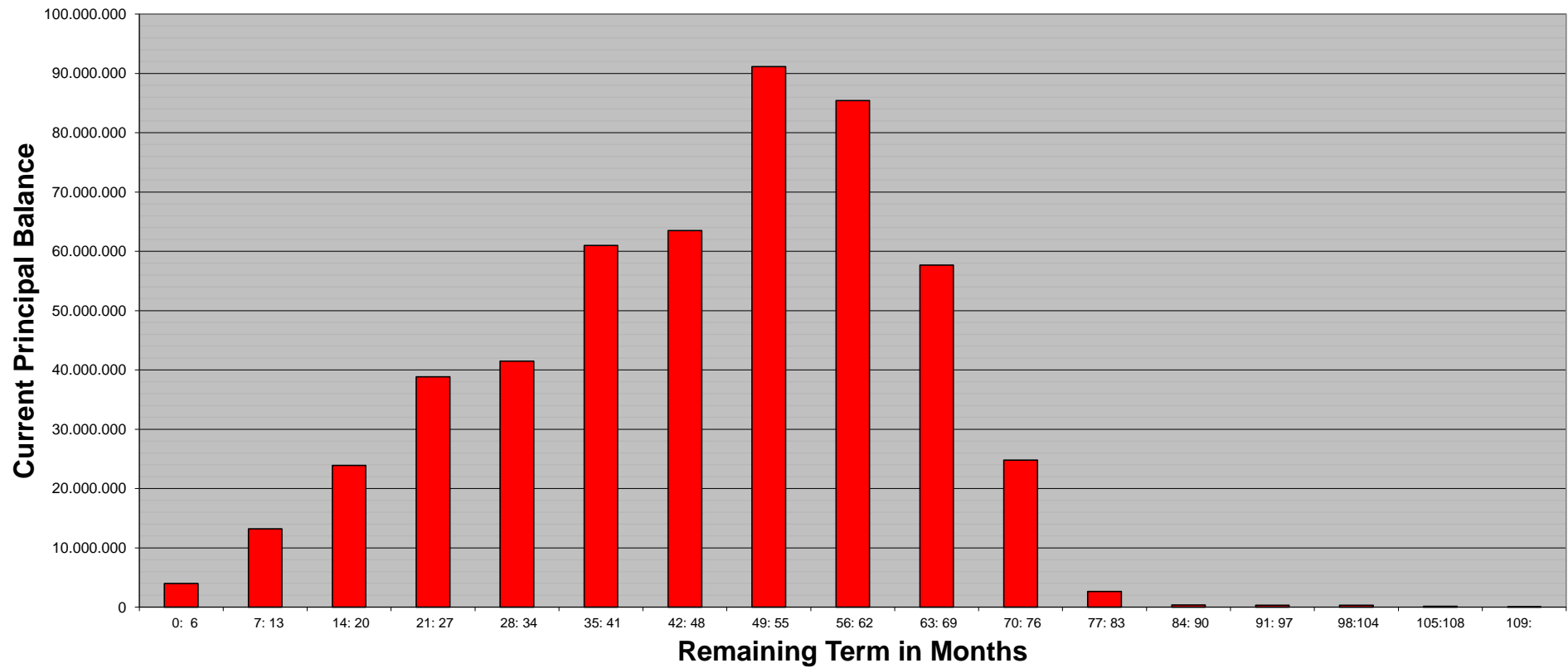
Statistics

WA Remaining Term	46,51
-------------------	-------

**SC Germany Consumer 2015-1
Monthly Investor Report**

15.1 Remaining Term (Graph)

Reporting Date	11.07.2018	
Payment Date	13.07.2018	
Period No	31	
Monthly Period	Jul 2018	
Interest Period	from 13.06.2018	to 13.07.2018 = 30 days
Collection Period	from 01.06.2018	to 30.06.2018



**SC Germany Consumer 2015-1
Monthly Investor Report**

16. Original Term



Reporting Date	11.07.2018	
Payment Date	13.07.2018	
Period No	31	
Monthly Period	Jul 2018	
Interest Period	from 13.06.2018	to 13.07.2018 = 30 days
Collection Period	from 01.06.2018	to 30.06.2018

<i>Original Term in Months</i>	<i>Current Principal Balance in EUR</i>	<i>Percentage of Total Balance</i>	<i>Number of Loans</i>	<i>Percentage of Total Loans</i>
14: 20	417,86	0,00%	4	0,01%
21: 27	84.075,58	0,02%	630	0,87%
28: 34	177.372,06	0,03%	381	0,52%
35: 41	7.752.020,45	1,52%	13.367	18,40%
42: 48	3.694.781,31	0,73%	1.804	2,48%
49: 55	21.640.363,76	4,25%	9.788	13,48%
56: 62	50.783.346,86	9,98%	11.320	15,58%
63: 69	19.626.933,36	3,86%	2.179	3,00%
70: 76	64.855.110,97	12,75%	7.280	10,02%
77: 83	30.668.783,39	6,03%	2.097	2,89%
84: 90	94.254.628,41	18,53%	8.396	11,56%
91: 97	101.965.176,32	20,04%	7.660	10,55%
98:104	99.625.545,50	19,58%	6.926	9,53%
105:111	10.257.521,66	2,02%	622	0,86%
112:118	1.973.214,88	0,39%	114	0,16%
119:120	88.002,96	0,02%	8	0,01%
121:	1.341.076,00	0,26%	62	0,09%
Total	508.788.371,33	100,00%	72.638	100,00%

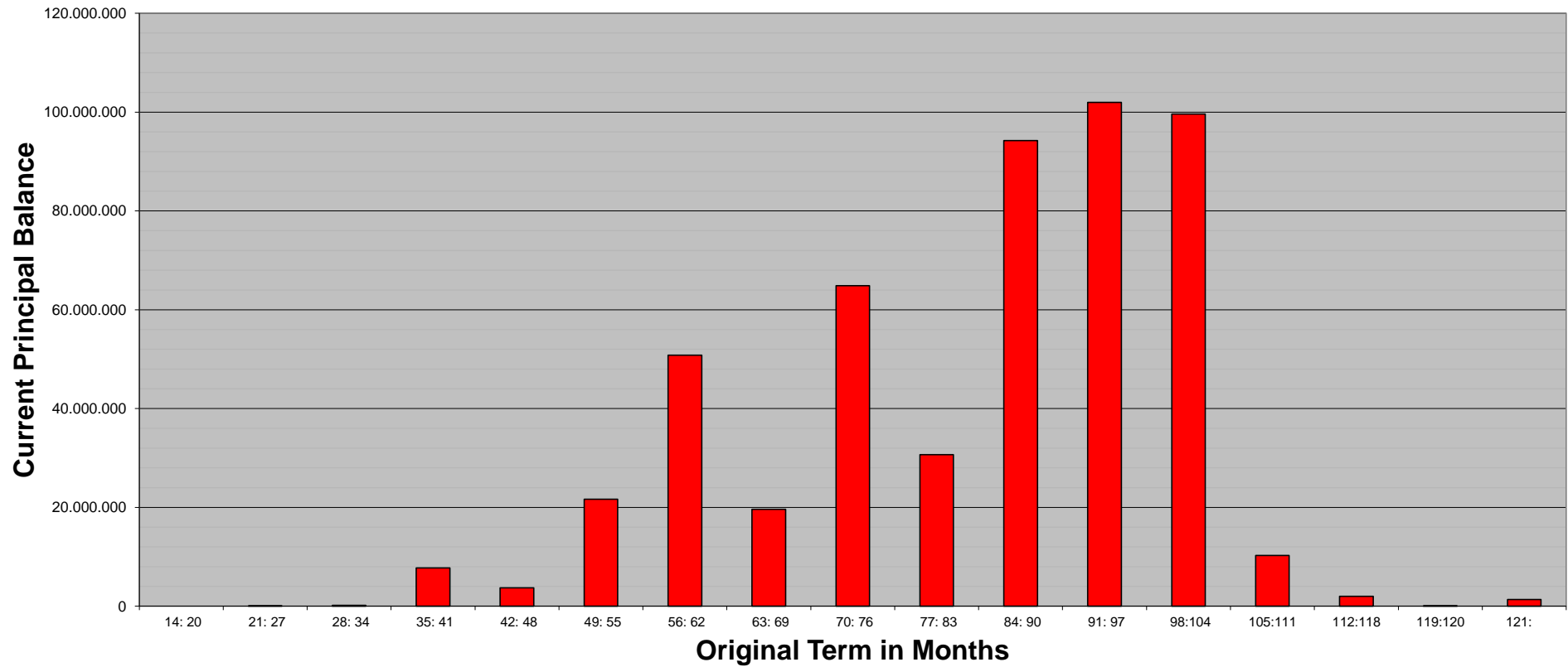
Statistics

WA Original Term	83,45
------------------	-------

**SC Germany Consumer 2015-1
Monthly Investor Report**

16.1 Original Term (Graph)

Reporting Date			11.07.2018			
Payment Date			13.07.2018			
Period No			31			
Monthly Period			Jul 2018			
Interest Period	from	13.06.2018	to	13.07.2018	=	30 days
Collection Period	from	01.06.2018	to	30.06.2018		



**SC Germany Consumer 2015-1
Monthly Investor Report**

17. Loan Concentration



Reporting Date			11.07.2018			
Payment Date			13.07.2018			
Period No			31			
Monthly Period			Jul 2018			
Interest Period	from	13.06.2018	to	13.07.2018	=	30 days
Collection Period	from	01.06.2018	to	30.06.2018		

<i>Loan Concentration</i>	<i>Current Principal Balance in EUR</i>	<i>Percentage of Total Balance</i>	<i>Number of Loans</i>	<i>Percentage of Total Loans</i>	<i>Number of Debtors</i>	<i>Percentage of Total Debtors</i>
1: 1	504.929.004,87	99,24%	71.359	98,24%	71.359	99,13%
2: 2	3.745.130,86	0,74%	1.192	1,64%	596	0,83%
3: 3	77.557,84	0,02%	69	0,09%	23	0,03%
4: 4	35.130,97	0,01%	8	0,01%	2	0,00%
5: 5	1.546,79	0,00%	10	0,01%	2	0,00%
Total	508.788.371,33	100,00%	72.638	100,00%	71.982	100,00%

**SC Germany Consumer 2015-1
Monthly Investor Report**

18. Priority of Payments + Transaction Costs



Reporting Date	11.07.2018				
Payment Date	13.07.2018				
Period No	31				
Monthly Period	Jul 2018				
Interest Period	from	13.06.2018	to	13.07.2018	= 30 days
Collection Period	from	01.06.2018	to	30.06.2018	

Priority of Payments

Available Distribution Amount	31.285.000,46 €
Senior Expenses	- 30.144,79 €
Net Swap Payments	- 29.812,42 €
Interest Notes Class A	- 85.470,00 €
Interest Notes Class B	- 84.579,95 €
Interest Notes Class C	- 57.165,36 €
Interest Notes Class D	- 192.656,10 €
Interest Notes Class E	- 506.220,96 €
Replenishment	- - €
Payments to Purchase Shortfall Account	- 115,17 €
Principal Payments Class A	- 29.083.708,50 €
Principal Payments Class B	- - €
Principal Payments Class C	- - €
Principal Payments Class D	- - €
Principal Payments Class E	- - €
Payments to Commingling Reserve Ledger	- n/a
Payments to Set-Off Reserve Ledger	- n/a
Payments to Seller	= 1.215.127,21 €

Transaction Costs

	All notes	Class A	Class B	Class C	Class D	Class E
Senior Expenses	- 30.144,79 €					
Interest accrued for the Period	- 926.092,37 €	- 85.470,00 €	- 84.579,95 €	- 57.165,36 €	- 192.656,10 €	- 506.220,96 €
Cumulative Interest accrued	- 34.214.718,58 €	- 7.800.292,50 €	- 2.653.088,20 €	- 1.793.106,00 €	- 6.063.384,60 €	- 15.904.847,28 €
Interest Payments	- 926.092,37 €	- 85.470,00 €	- 84.579,95 €	- 57.165,36 €	- 192.656,10 €	- 506.220,96 €
Cumulative Interest Payments	- 34.214.718,58 €	- 7.800.292,50 €	- 2.653.088,20 €	- 1.793.106,00 €	- 6.063.384,60 €	- 15.904.847,28 €
Unpaid Interest for the Period	- €					
Cumulative Unpaid Interest	- €					

**SC Germany Consumer 2015-1
Monthly Investor Report**

19. Swap Counterparty



Reporting Date	11.07.2018				
Payment Date	13.07.2018				
Period No	31				
Monthly Period	Jul 2018				
Interest Period	from	13.06.2018	to	13.07.2018	= 30 days
Collection Period	from	01.06.2018	to	30.06.2018	

Swap Counterparty

Swap Counterparty Unicredit Bank AG
Swap Rating Trigger Breach no

Rating Trigger & Current Ratings	Consequenses	DBRS			S & P			Trigger breach
		Long Term	Short Term	Outlook	Long Term	Short Term	Outlook	
1st Rating Trigger	Collateral, Guarantee or Replacement	BBB	-		BB+	-		no
Current Counterparty Ratings		-	-	-	BBB+	A-2	DEVELOP	

Current Swap Data

Swap Type Fixed Floating Interest Rate Swap
Notional Amount 104.299.989,57
Fixed Rate -0,0260%
Floating Rate (Euribor) -0,3690%
Net Swap Payments -29.812,42
Notional Amount next period 104.299.884,83

Swap Counterparty Details

Unicredit Bank AG
Derivates & Swap Proccession
Arabellastraße 12
81925 München
Germany

Counterparty Replacement

Old Counterparty Unicredit Bank AG
Current Counterparty Unicredit Bank AG

Ratings as of 30.06.2018, data source: Bloomberg

SC Germany Consumer 2015-1 Monthly Investor Report

20. Retention



Reporting Date	11.07.2018	
Payment Date	13.07.2018	
Period No	31	
Monthly Period	Jul 2018	
Interest Period	from 13.06.2018	to 13.07.2018 = 30 days
Collection Period	from 01.06.2018	to 30.06.2018

Santander Consumer Bank AG confirms its compliance to have continuously retained a net economic interest in the SC Germany Consumer 2015-1 securitisation transaction of at least 5% of the securitised Purchased Receivables pursuant to Art. 405 of the CRR (Regulation (EU) No 575/2013 of the European Parliament and of the Council of 26 June 2013) by retaining no less than 5 % of the nominal value of each of the tranches sold or transferred to the investors.

Outstanding Balance of the Class A Notes as of the Offer Date:	1.155.000.000,00 €
Outstanding Balance of the retained Class A Notes as of the Offer Date:	1.155.000.000,00 €
Outstanding Balance of the Class A Notes as of the end of the Monthly Period:	263.788.486,50 €
Outstanding Balance of the retained Class A Notes of the end of the Monthly Period:	263.788.486,50 €
Outstanding Balance of the Class B Notes as of the Offer Date:	101.500.000,00 €
Outstanding Balance of the retained Class B Notes as of the Offer Date:	101.500.000,00 €
Outstanding Balance of the Class B Notes as of the end of the Monthly Period:	101.500.000,00 €
Outstanding Balance of the retained Class B Notes of the end of the Monthly Period:	101.500.000,00 €
Outstanding Balance of the Class C Notes as of the Offer Date:	39.200.000,00 €
Outstanding Balance of the retained Class C Notes as of the Offer Date:	39.200.000,00 €
Outstanding Balance of the Class C Notes as of the end of the Monthly Period:	39.200.000,00 €
Outstanding Balance of the retained Class C Notes of the end of the Monthly Period:	39.200.000,00 €
Outstanding Balance of the Class D Notes as of the Offer Date:	45.500.000,00 €
Outstanding Balance of the retained Class D Notes as of the Offer Date:	2.300.000,00 €
Outstanding Balance of the Class D Notes as of the end of the Monthly Period:	45.500.000,00 €
Outstanding Balance of the retained Class D Notes of the end of the Monthly Period:	2.300.000,00 €
Outstanding Balance of the Class E Notes as of the Offer Date:	58.800.000,00 €
Outstanding Balance of the retained Class E Notes as of the Offer Date:	3.000.000,00 €
Outstanding Balance of the Class E Notes as of the end of the Monthly Period:	58.800.000,00 €
Outstanding Balance of the retained Class E Notes of the end of the Monthly Period:	3.000.000,00 €

**SC Germany Consumer 2015-1
Monthly Investor Report**

21. Counterparties



Reporting Date	11.07.2018				
Payment Date	13.07.2018				
Period No	31				
Monthly Period	Jul 2018				
Interest Period	from	13.06.2018	to	13.07.2018	= 30 days
Collection Period	from	01.06.2018	to	30.06.2018	

Join Lead Managers:

UniCredit Bank AG
Arabellastraße 12
81925 München
Germany

Banco Santander S.A.
Santander Global Banking and Markets
2 Triton Square
Regent's Place
London NW1 3AN
United Kingdom

Paying Agent:

Bank of New York Mellon
Corporate Trust Administration
One Canada Square
London E14 5AL
England

Transaction Account:

Bank of New York Mellon
Messeturm
Friedrich-Ebert-Anlage 49
60327 Frankfurt am Main
Germany

Transaction Security Trustee:

Wilmington Trust (London) Limited
Third Floor, 1 King's Arms Yard
London EC2R 7AF
United Kingdom

Data Trustee:

Wilmington Trust (London) Limited
Third Floor, 1 King's Arms Yard
London EC2R 7AF
United Kingdom

Rating Agencies:

Standard & Poor's Ratings Services
Structured Finance
20 Canada Square
E14 5LH London
United Kingdom

DBRS
Surveillance Team
1 Minster Court
London EC3R 7AA
United Kingdom

DBRS			S & P			Counterparty status
Long Term	Short Term	Outlook	Long Term	Short Term	Outlook	
-	-	-	BBB+	A-2	DEVELOP	performing
AH	R-1M	STABLE	A	A-1	STABLE	performing
AA	R-1H	STABLE	AA-	A-1+	STABLE	performing
AA	R-1H	STABLE	AA-	A-1+	STABLE	performing
-	-	-	-	-	-	performing
-	-	-	-	-	-	performing

Ratings as of 30.06.2018, data source: Bloomberg

**SC Germany Consumer 2015-1
Monthly Investor Report**

22. Issuer Information



Reporting Date		11.07.2018				
Payment Date		13.07.2018				
Period No		31				
Monthly Period		13.07.2018				
Interest Period	from	13.06.2018	to	13.07.2018	=	30 days
Collection Period	from	01.06.2018	to	30.06.2018		

Deal Name:

SC Germany Consumer 2015-1

Issuer:

SC Germany Consumer 2015-1 UG (haftungsbeschränkt)
The Managing Directors
Steinweg 3-5
60313 Frankfurt am Main
Germany
eMail fradirectors@wilmingtontrust.com
fax +49 (0) 69 2992 5387

Seller of the Receivables:

Santander Consumer Bank AG

Servicer Name:

Santander Consumer Bank AG

Reporting Entity:

Santander Consumer Bank AG
Capital Markets
Santander-Platz 1
41061 Mönchengladbach
Germany
eMail abs_ger@santander.de
fax +49 (0) 2161 690 7077

SPV-Administrator:

Wilmington Trust SP Services (Frankfurt) GmbH
Steinweg 3-5
60313 Frankfurt am Main
Germany
eMail fradirectors@wilmingtontrust.com
fax +49 (0) 69 2992 5387

**SC Germany Consumer 2015-1
Monthly Investor Report**

23. Santander Consumer Bank



Reporting Date	11.07.2018				
Payment Date	13.07.2018				
Period No	31				
Monthly Period	Jul 2018				
Interest Period	from	13.06.2018	to	13.07.2018	= 30 days
Collection Period	from	01.06.2018	to	30.06.2018	

Contact Details

Capital Markets

Peter René Müller	+49-2161-690-7337	peterrene.mueller@santander.de
Ralf Schüring	+49-2161-690-5464	ralf.schuering@santander.de
Bastian Menges	+49-2161-690-7085	bastian.menges@santander.de
Stefan Zilligen	+49-2161-690-6069	stefan.zilligen@santander.de
Tobias Daners	+49-2161-690-7410	tobias.daners@santander.de
Ronja Dahmen	+49-2161-690-9453	ronja.dahmen@santander.de
Team ABS		abs_ger@santander.de

Ratings Santander

Banco Santander S.A.

Santander Consumer Finance S.A.

Santander Consumer Bank AG

DBRS			S & P		
Long Term	Short Term	Outlook	Long Term	Short Term	Outlook
AH	R-1M	STABLE	A	A-1	STABLE
-	-	-	A-	A-2	STABLE
-	-	-	A-	A-2	STABLE

Ratings as of 30.06.2018, data source: Bloomberg