

SC Germany Consumer 2016-1 Monthly Investor Report



 Santander

SC Germany Consumer 2016-1 Monthly Investor Report

Cover Sheet Monthly Investor Report



Reporting Date	11.02.2019				
Payment Date	13.02.2019				
Period No	29				
Monthly Period	Feb 2019				
Interest Period from	14.01.2019	to	13.02.2019	=	30 days
Collection Period from	01.01.2019	to	31.01.2019		

Index

Page

1. Portfolio Information	1
2. Reserve Accounts	2
3. Performance Data	3
4. Concentration Limits	4
5. Outstanding Notes	5
6. Original Principal Balance	6
6.1 Original PB (Graph)	7
7. Current Principal Balance	8
7.1 Current PB (Graph)	9
8. Borrower Concentration	10
9. Geographical Distribution	11
9.1 Geographical (Graph)	12
10. Collateral	13
11. Insurances	14
12. Payment Methods	15
13. Effective Interest Rate	16
13.1 Effective Interest Rate (Graph)	17
14. Seasoning	18
14.1 Seasoning (Graph)	19
15. Remaining Term	20
15.1 Remaining Term (Graph)	21
16. Original Term	22
16.1 Original Term (Graph)	23
17. Loan Concentration	24
18. Priority of Payments + Transaction Costs	25
19. Swap Counterparty Data	26
20. Retention	27
21. Counterparties	28
22. Issuer Information	29
23. Santander Consumer Bank	30

**SC Germany Consumer 2016-1
Monthly Investor Report**

1. Portfolio Information



Reporting Date	11.02.2019				
Payment Date	13.02.2019				
Period No	29				
Monthly Period	Feb 2019				
Interest Period from	14.01.2019	to	13.02.2019	=	30 days
Collection Period from	01.01.2019	to	31.01.2019		

Outstanding Receivables	No. of Contracts	current period		previous period	
			Aggregate Outstanding Principal Amount		Aggregate Outstanding Principal Amount
Beginning of Period		€	330.147.575,61	€	345.513.351,01
Scheduled Principal Payments		€	9.073.635,26		
Prepayment Principal		€	8.092.284,97		
Total Principal Collections		€	17.165.920,23	€	14.598.808,71
Total Interest Collections		€	1.752.914,21	€	1.834.060,37
Defaults		€	586.522,68	€	766.966,69
Replenishment Amount		€	-	€	-
End of Period	46.524	€	312.395.132,70	€	330.147.575,61
Purchase Shortfall Amount		€	3,78	€	50,57
Total Assets (End of Period)		€	312.395.136,48	€	330.147.626,18
Current Prepayment Rate (annualised)			25,8%		

SC Germany Consumer 2016-1 Monthly Investor Report

2. Reserve Accounts



Reporting Date	11.02.2019	
Payment Date	13.02.2019	
Period No	29	
Monthly Period	Feb 2019	
Interest Period	from 14.01.2019	to 13.02.2019 = 30 days
Collection Period	from 01.01.2019	to 31.01.2019

Note Balance

Beginning of Period	€	330.147.626,18
End of Period	€	312.395.136,48

Reserve Accounts

	in %		Trigger Event y/n
Liquidity Reserve			
Beginning of Period	0,5%	€ 1.650.737,88	
Cash Outflow		€ -	
Cash Inflow		€ 88.762,22	
End of Period	0,5%	€ 1.561.975,66	
Required Liquidity Reserve Fund	0,5%	€ 1.561.975,66	
Commingling Reserve			
Beginning of Period		n/a	no
Cash Outflow		n/a	
Cash Inflow		n/a	
End of Period		n/a	
Required Commingling Reserve Fund		n/a	
Set-Off Reserve			
Beginning of Period		n/a	no
Cash Outflow		n/a	
Cash Inflow		n/a	
End of Period		n/a	
Required Set-Off Reserve Fund		n/a	
Current Set-Off Amount		n/a	
Set-Off Amount (per Loan)		n/a	
Set-Off Amount (in % of Outstanding Balance)		n/a	

**SC Germany Consumer 2016-1
Monthly Investor Report**

3. Performance Data



Reporting Date	11.02.2019			
Payment Date	13.02.2019			
Period No	29			
Monthly Period	Feb 2019			
Interest Period from	14.01.2019	to	13.02.2019	= 30 days
Collection Period from	01.01.2019	to	31.01.2019	

Note Balance

Beginning of Period	€	330.147.626,18
End of Period	€	312.395.136,48

Delinquency Data and Ratios

	3-MRA* / current ratio	Amount at risk	Overdue amount	Number of Loans
3-MRA* 31- 60 days past due				
31- 60 days past due period before previous period	0,81%	€ 3.060.962,09	€ 105.784,69	271
31- 60 days past due previous period		€ 2.553.050,20	€ 95.722,16	257
31- 60 days past due current period	0,74%	€ 2.454.215,98	€ 91.306,01	263
3-MRA* 61-90 days past due				
61- 90 days past due period before previous period	0,40%	€ 1.272.581,57	€ 80.525,76	128
61- 90 days past due previous period		€ 1.379.728,22	€ 79.185,37	134
61- 90 days past due current period	0,40%	€ 1.327.045,07	€ 85.400,37	139
3-MRA* 91-120 days past due				
91- 120 days past due period before previous period	0,17%	€ 497.243,53	€ 48.666,18	69
91- 120 days past due previous period		€ 629.693,36	€ 53.861,33	64
91- 120 days past due current period	0,18%	€ 586.522,17	€ 51.383,07	61

Default Data and Ratios

	Amount	Number of Loans
Current Default		
Current Period Gross Default	€ 586.522,68	
Current Period Recoveries	€ 106.177,81	
Current Period Net Default	€ 480.344,87	
New Number of Defaulted Contracts		49
Cumulative Default		
Cumulative Gross Default	€ 25.994.927,30	
Cumulative Recoveries	€ 1.596.724,14	
Cumulative Net Default	€ 24.398.203,16	
Total Number of Defaulted Contracts		1.927
3-MRA* / current ratio		
Ratio		
3-MRA* Annualised Loss Ratio (Neue Rechtsakten)		
Annualised Loss Ratio period before previous period	1,89%	1,78%
Annualised Loss Ratio previous period		2,15%
Annualised Loss Ratio current period	1,75%	1,75%
Principal Deficiency		
Principal Deficiency period before previous period	€ -	
Principal Deficiency previous period	€ -	
Principal Deficiency current period	€ -	

* 3-MRA stands for three months rolling average

**SC Germany Consumer 2016-1
Monthly Investor Report**

4. Concentration Limits



Reporting Date	11.02.2019	
Payment Date	13.02.2019	
Period No	29	
Monthly Period	Feb 2019	
Interest Period from	14.01.2019	to 13.02.2019 = 30 days
Collection Period from	01.01.2019	to 31.01.2019

Portfolio Concentrations	Current Transaction Status			Amortizing
	Minimum-Trigger	Maximum-Trigger	Current Value	Trigger Breach
Average Yield (applicable for Total Portfolio)	6,20%	-	-	no
Remaining Term (applicable for Total Portfolio)	-	68,50	-	no
Early Amortisation Events	Maximum-Trigger		Current Value	Trigger Breach
Cumulative Loss Ratio - prior to 30 September 2017	1,80%		-	no
Purchase Shortfall Event			-	no
Period before previous period			-	
Previous period			-	
Current period			-	
Principal Deficiency Event			-	no

**SC Germany Consumer 2016-1
Monthly Investor Report**

5. Outstanding Notes



Reporting Date	11.02.2019				
Payment Date	13.02.2019				
Period No	29				
Monthly Period	Feb 2019				
Interest Period from	14.01.2019	to	13.02.2019	=	30 days
Collection Period from	01.01.2019	to	31.01.2019		

	All notes	Class A	Class B	Class C	Class D	Class E
1. Note Balance						
General Note Information						
ISIN Code		XS1489761558	XS1489762366	XS1489762523	XS1489763091	XS1489763331
Currency		EUR	EUR	EUR	EUR	EUR
Initial Tranching	in %	84,8%	5,8%	3,8%	1,5%	4,2%
Legal Maturity		Sep 2029	Sep 2029	Sep 2029	Sep 2029	Sep 2029
Expected Maturity		Oct 2020	Apr 2021	Apr 2021	Apr 2021	Apr 2021
Original Rating (DBRS / S&P)		AA (sf) / AA (sf)	A (sf) / A (sf)	BBB (sf) / BBB(sf)	BB (sf) / BB (sf)	Not rated
Current Rating (DBRS / S&P)*		AAA (sf) / AA (sf)	A (high) (sf) / A (sf)	A (sf) / BBB(sf)	BBB (low) (sf) / BB (sf)	Not rated
Initial Notes Aggregate Principal Outstanding Balance	750.000.000,00 €	635.800.000,00 €	43.200.000,00 €	28.200.000,00 €	11.300.000,00 €	31.500.000,00 €
Initial Nominal per Note		100.000,00 €	100.000,00 €	100.000,00 €	100.000,00 €	100.000,00 €
Initial Number of Notes per Class		6.358	432	282	113	315
Current Note Information						
Class Principal Outstanding Balance Beginning of Period	330.147.626,18 €	215.947.626,18 €	43.200.000,00 €	28.200.000,00 €	11.300.000,00 €	31.500.000,00 €
Available Distribution Amount	19.025.062,82 €					
Replenishment	0,00 €					
Amortisation	17.752.489,70 €					
Redemption per Class	17.752.489,70 €	17.752.489,70 €	0,00 €	0,00 €	0,00 €	0,00 €
Redemption per Note		2.792,15 €	0,00 €	0,00 €	0,00 €	0,00 €
Class Principal Outstanding Balance End of Period	312.395.136,48 €	198.195.136,48 €	43.200.000,00 €	28.200.000,00 €	11.300.000,00 €	31.500.000,00 €
Current Tranching		63,4%	13,8%	9,0%	3,6%	10,1%
Current Pool Factor		0,31	1,00	1,00	1,00	1,00
2. Payments to Investors per Note						
Interest Rate Basis: 1 M-Euribor / Fixed / Floating	-0,364%	0,150%	0,650%	1,000%	+500 bps	+945 bps
DayCount Convention	30	act/360	act/360	act/360	act/360	act/360
Interest Days						
Principal Outstanding per Note Beginning of Period		33.964,71 €	100.000,00 €	100.000,00 €	100.000,00 €	100.000,00 €
> Principal Repayment per Note		2.792,15 €	0,00 €	0,00 €	0,00 €	0,00 €
Principal Outstanding per Note End of Period		31.172,56 €	100.000,00 €	100.000,00 €	100.000,00 €	100.000,00 €
> Interest accrued for the period		27.021,50 €	23.401,44 €	23.499,06 €	43.655,29 €	238.508,55 €
Interest Payment		27.021,50 €	23.401,44 €	23.499,06 €	43.655,29 €	238.508,55 €
Interest Payment per Note		4,25 €	54,17 €	83,33 €	386,33 €	757,17 €
3. Credit Enhancements						
Initial total CE (Subordination, Reserve)		15,23%	9,47%	5,71%	4,20%	0,00%
Current CE (incl. Excess Spread)		41,87%	28,04%	19,01%	15,39%	5,31%
Current CE (excl. Excess Spread)		36,56%	22,73%	13,70%	10,08%	0,00%

* Last rating action as of 23.08.2018

**SC Germany Consumer 2016-1
Monthly Investor Report**

6. Original Principal Balance



Reporting Date	11.02.2019				
Payment Date	13.02.2019				
Period No	29				
Monthly Period	Feb 2019				
Interest Period	from	14.01.2019	to	13.02.2019	= 30 days
Collection Period	from	01.01.2019	to	31.01.2019	

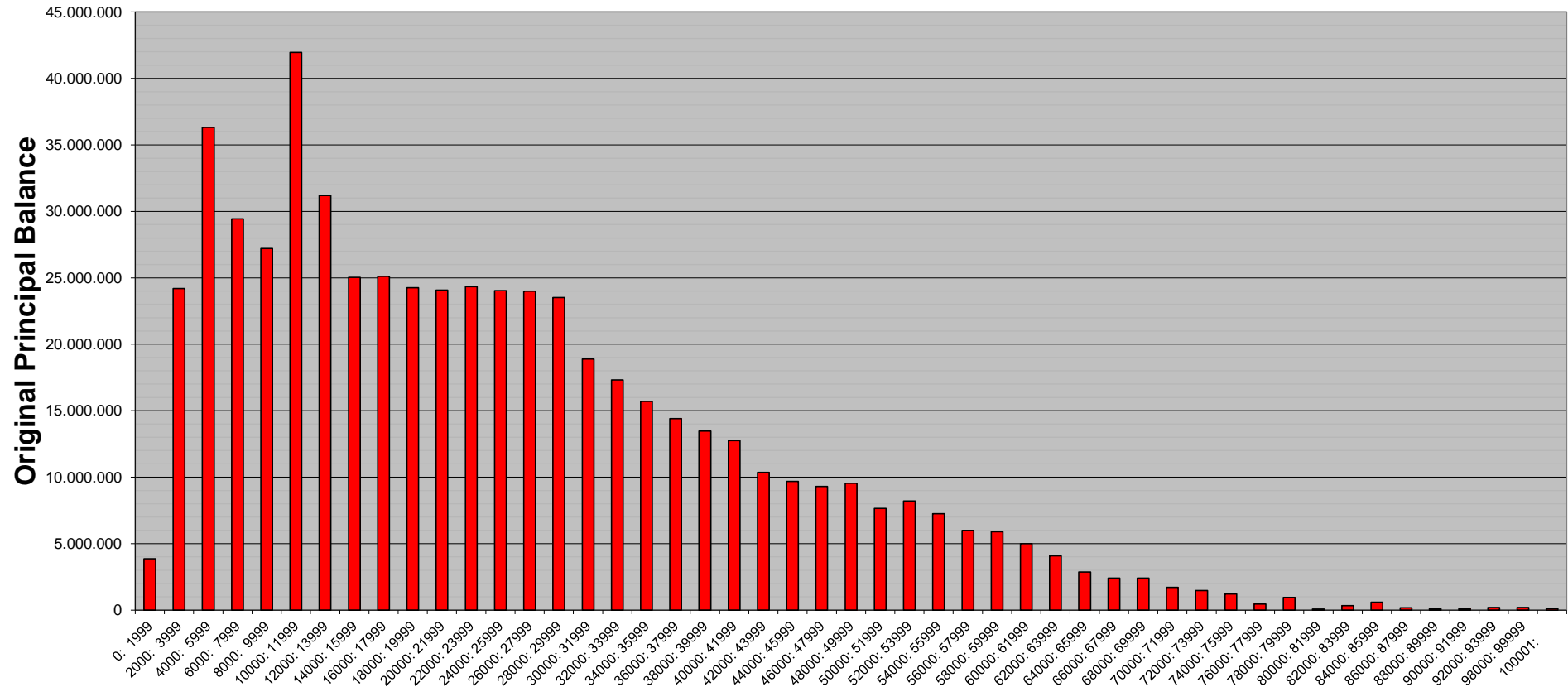
Original Principal Balance (Ranges in EUR)	Original Principal Balance in EUR	Percentage of Total Balance	Number of Loans	Percentage of Total Loans
0: 1999	3.852.871,20	0,67%	3.291	7,07%
2000: 3999	24.203.631,40	4,18%	8.232	17,69%
4000: 5999	36.316.506,84	6,27%	7.433	15,98%
6000: 7999	29.443.178,40	5,08%	4.326	9,30%
8000: 9999	27.206.301,00	4,70%	3.080	6,62%
10000: 11999	41.954.900,41	7,24%	3.936	8,46%
12000: 13999	31.184.398,85	5,38%	2.441	5,25%
14000: 15999	25.039.553,37	4,32%	1.672	3,59%
16000: 17999	25.102.848,64	4,33%	1.480	3,18%
18000: 19999	24.258.112,96	4,19%	1.279	2,75%
20000: 21999	24.069.856,65	4,15%	1.148	2,47%
22000: 23999	24.333.435,25	4,20%	1.059	2,28%
24000: 25999	24.026.065,37	4,15%	963	2,07%
26000: 27999	23.994.807,68	4,14%	889	1,91%
28000: 29999	23.523.666,27	4,06%	811	1,74%
30000: 31999	18.900.851,18	3,26%	611	1,31%
32000: 33999	17.317.020,99	2,99%	525	1,13%
34000: 35999	15.706.626,37	2,71%	449	0,97%
36000: 37999	14.403.846,95	2,49%	390	0,84%
38000: 39999	13.478.047,39	2,33%	346	0,74%
40000: 41999	12.751.458,80	2,20%	311	0,67%
42000: 43999	10.350.656,88	1,79%	241	0,52%
44000: 45999	9.678.975,24	1,67%	215	0,46%
46000: 47999	9.303.663,75	1,61%	198	0,43%
48000: 49999	9.547.409,37	1,65%	195	0,42%
50000: 51999	7.640.274,43	1,32%	150	0,32%
52000: 53999	8.207.744,60	1,42%	155	0,33%
54000: 55999	7.253.367,34	1,25%	132	0,28%
56000: 57999	5.988.650,99	1,03%	105	0,23%
58000: 59999	5.890.017,99	1,02%	100	0,21%
60000: 61999	4.987.080,80	0,86%	82	0,18%
62000: 63999	4.087.694,60	0,71%	65	0,14%
64000: 65999	2.866.934,27	0,49%	44	0,09%
66000: 67999	2.407.574,93	0,42%	36	0,08%
68000: 69999	2.413.419,57	0,42%	35	0,08%
70000: 71999	1.704.493,03	0,29%	24	0,05%
72000: 73999	1.462.421,46	0,25%	20	0,04%
74000: 75999	1.200.043,00	0,21%	16	0,03%
76000: 77999	460.376,70	0,08%	6	0,01%
78000: 79999	948.281,21	0,16%	12	0,03%
80000: 81999	81.642,19	0,01%	1	0,00%
82000: 83999	331.868,20	0,06%	4	0,01%
84000: 85999	594.620,86	0,10%	7	0,02%
86000: 87999	173.580,34	0,03%	2	0,00%
88000: 89999	88.336,74	0,02%	1	0,00%
90000: 91999	90.756,47	0,02%	1	0,00%
92000: 93999	184.886,13	0,03%	2	0,00%
98000: 99999	197.989,28	0,03%	2	0,00%
100001:	105.371,60	0,02%	1	0,00%
Total	579.316.117,94	100,00%	46.524	100,00%

Statistics in EUR	
Average Amount	12.451,98

**SC Germany Consumer 2016-1
Monthly Investor Report**

6.1 Original PB (Graph)

Reporting Date	11.02.2019				
Payment Date	13.02.2019				
Period No	29				
Monthly Period	Feb 2019				
Interest Period	from	14.01.2019	to	13.02.2019	= 30 days
Collection Period	from	01.01.2019	to	31.01.2019	



**SC Germany Consumer 2016-1
Monthly Investor Report**

7. Current Principal Balance



Reporting Date	11.02.2019				
Payment Date	13.02.2019				
Period No	29				
Monthly Period	Feb 2019				
Interest Period	from	14.01.2019	to	13.02.2019	= 30 days
Collection Period	from	01.01.2019	to	31.01.2019	

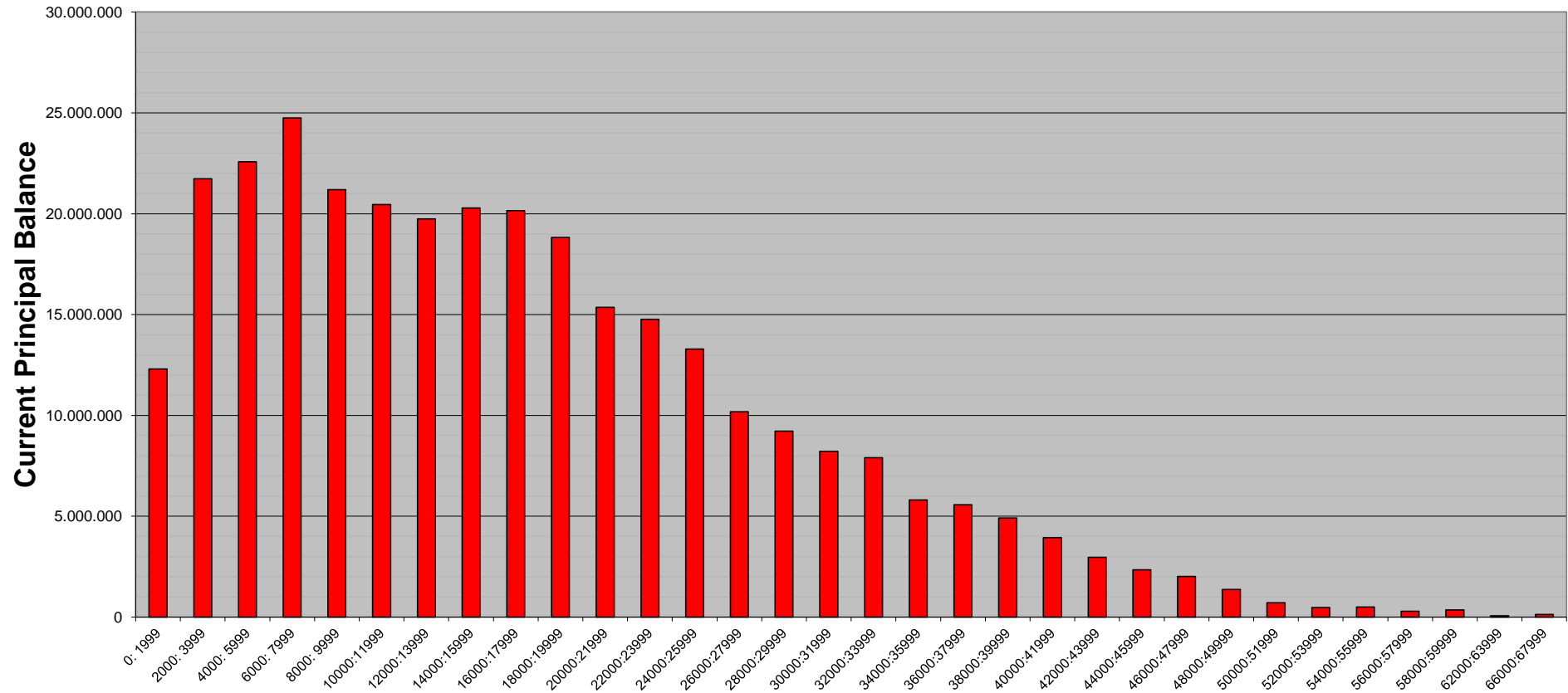
<i>Current Principal Balance (Ranges in EUR)</i>	<i>Current Principal Balance in EUR</i>	<i>Percentage of Total Balance</i>	<i>Number of Loans</i>	<i>Percentage of Total Loans</i>
0: 1999	12.299.982,51	3,94%	17.807	38,27%
2000: 3999	21.734.660,13	6,96%	7.392	15,89%
4000: 5999	22.575.857,99	7,23%	4.570	9,82%
6000: 7999	24.748.394,70	7,92%	3.570	7,67%
8000: 9999	21.196.732,51	6,79%	2.375	5,10%
10000:11999	20.459.169,45	6,55%	1.867	4,01%
12000:13999	19.749.999,42	6,32%	1.520	3,27%
14000:15999	20.284.622,25	6,49%	1.354	2,91%
16000:17999	20.149.033,54	6,45%	1.189	2,56%
18000:19999	18.825.984,76	6,03%	994	2,14%
20000:21999	15.355.938,73	4,92%	733	1,58%
22000:23999	14.759.486,79	4,72%	642	1,38%
24000:25999	13.286.676,54	4,25%	532	1,14%
26000:27999	10.178.363,67	3,26%	378	0,81%
28000:29999	9.221.203,21	2,95%	318	0,68%
30000:31999	8.222.654,51	2,63%	266	0,57%
32000:33999	7.907.354,58	2,53%	240	0,52%
34000:35999	5.802.506,10	1,86%	166	0,36%
36000:37999	5.577.706,41	1,79%	151	0,32%
38000:39999	4.913.684,95	1,57%	126	0,27%
40000:41999	3.932.448,09	1,26%	96	0,21%
42000:43999	2.968.754,33	0,95%	69	0,15%
44000:45999	2.344.688,46	0,75%	52	0,11%
46000:47999	2.016.430,49	0,65%	43	0,09%
48000:49999	1.368.535,14	0,44%	28	0,06%
50000:51999	713.357,12	0,23%	14	0,03%
52000:53999	473.154,89	0,15%	9	0,02%
54000:55999	495.161,97	0,16%	9	0,02%
56000:57999	284.543,11	0,09%	5	0,01%
58000:59999	351.686,85	0,11%	6	0,01%
62000:63999	62.308,03	0,02%	1	0,00%
66000:67999	134.051,47	0,04%	2	0,00%
Total	312.395.132,70	100,00%	46.524	100,00%

Statistics	in EUR
Average Amount	6.714,71

**SC Germany Consumer 2016-1
Monthly Investor Report**

7.1 Current PB (Graph)

Reporting Date	11.02.2019				
Payment Date	13.02.2019				
Period No	29				
Monthly Period	Feb 2019				
Interest Period	from	14.01.2019	to	13.02.2019	= 30 days
Collection Period	from	01.01.2019	to	31.01.2019	



**SC Germany Consumer 2016-1
Monthly Investor Report**

8. Borrower Concentration



Reporting Date	11.02.2019				
Payment Date	13.02.2019				
Period No	29				
Monthly Period	Feb 2019				
Interest Period	from	14.01.2019	to	13.02.2019	= 30 days
Collection Period	from	01.01.2019	to	31.01.2019	

No	Current Principal Balance in EUR	Percentage of Total Balance	Number of Loans
1	67.625,72	0,0216%	1
2	66.425,75	0,0213%	1
3	62.308,03	0,0199%	1
4	59.787,22	0,0191%	1
5	58.840,58	0,0188%	1
6	58.406,86	0,0187%	1
7	58.373,29	0,0187%	1
8	58.196,21	0,0186%	1
9	58.082,69	0,0186%	1
10	57.866,85	0,0185%	1
11	57.436,22	0,0184%	1
12	56.639,56	0,0181%	1
13	56.315,83	0,0180%	1
14	56.284,65	0,0180%	1
15	55.981,03	0,0179%	1
16	55.822,77	0,0179%	1
17	55.641,04	0,0178%	1
18	55.146,36	0,0177%	1
19	54.896,14	0,0176%	1
20	54.557,79	0,0175%	1
21	54.539,89	0,0175%	1
22	54.343,29	0,0174%	1
23	54.233,66	0,0174%	1
24	53.810,80	0,0172%	1
25	53.099,74	0,0170%	1
	1.434.661,97	0,4592%	25

**SC Germany Consumer 2016-1
Monthly Investor Report**

9. Geographical Distribution



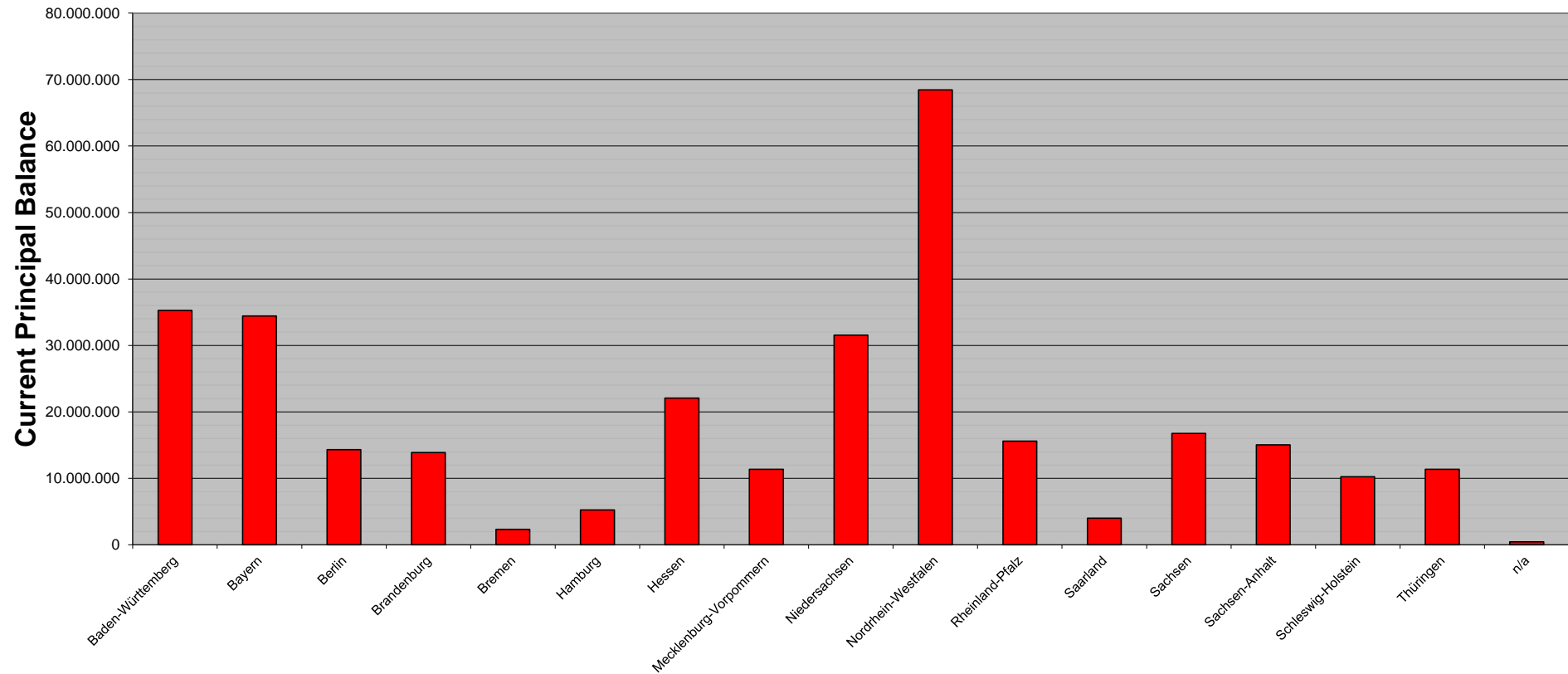
Reporting Date	11.02.2019			
Payment Date	13.02.2019			
Period No	29			
Monthly Period	Feb 2019			
Interest Period	from	14.01.2019	to	13.02.2019
Collection Period	from	01.01.2019	to	31.01.2019
			=	30 days

State	Current Principal Balance in EUR	Percentage of Total Balance	Number of Loans	Percentage of Total Loans
Baden-Württemberg	35.256.713,92	11,29%	5.318	11,43%
Bayern	34.446.946,17	11,03%	5.570	11,97%
Berlin	14.305.506,37	4,58%	2.200	4,73%
Brandenburg	13.870.121,74	4,44%	2.194	4,72%
Bremen	2.318.750,51	0,74%	326	0,70%
Hamburg	5.252.157,28	1,68%	806	1,73%
Hessen	22.087.907,28	7,07%	3.175	6,82%
Mecklenburg-Vorpomm	11.366.110,62	3,64%	1.584	3,40%
Niedersachsen	31.554.911,65	10,10%	4.545	9,77%
Nordrhein-Westfalen	68.442.237,74	21,91%	9.961	21,41%
Rheinland-Pfalz	15.623.212,17	5,00%	2.242	4,82%
Saarland	4.028.268,86	1,29%	550	1,18%
Sachsen	16.747.382,97	5,36%	2.642	5,68%
Sachsen-Anhalt	15.035.756,20	4,81%	2.043	4,39%
Schleswig-Holstein	10.246.477,11	3,28%	1.637	3,52%
Thüringen	11.379.453,29	3,64%	1.685	3,62%
n/a	433.218,82	0,14%	46	0,10%
Total	312.395.132,70	100,00%	46.524	100,00%

**SC Germany Consumer 2016-1
Monthly Investor Report**

9.1 Geographical Distribution (Graph)

Reporting Date	11.02.2019	
Payment Date	13.02.2019	
Period No	29	
Monthly Period	Feb 2019	
Interest Period	from 14.01.2019	to 13.02.2019 = 30 days
Collection Period	from 01.01.2019	to 31.01.2019



**SC Germany Consumer 2016-1
Monthly Investor Report**

10. Collateral



Reporting Date			11.02.2019		
Payment Date			13.02.2019		
Period No			29		
Monthly Period			Feb 2019		
Interest Period	from	14.01.2019	to	13.02.2019	= 30 days
Collection Period	from	01.01.2019	to	31.01.2019	

<i>Collateral</i>	<i>Current Principal Balance in EUR</i>	<i>Percentage of Total Balance</i>	<i>Number of Loans</i>	<i>Percentage of Total Loans</i>
secured	74.586.753,84	23,88%	4.529	9,73%
unsecured	237.808.378,86	76,12%	41.995	90,27%
Total	312.395.132,70	100,00%	46.524	100,00%

**SC Germany Consumer 2016-1
Monthly Investor Report**

11. Insurances



Reporting Date			11.02.2019			
Payment Date			13.02.2019			
Period No			29			
Monthly Period			Feb 2019			
Interest Period	from	14.01.2019	to	13.02.2019	=	30 days
Collection Period	from	01.01.2019	to	31.01.2019		

<i>Payment Protection Insurance</i>	<i>Current Principal Balance in EUR</i>	<i>Percentage of Total Balance</i>	<i>Number of Loans</i>	<i>Percentage of Total Loans</i>
No	55.093.054,36	17,64%	17.592	37,81%
Yes	257.302.078,34	82,36%	28.932	62,19%
Total	312.395.132,70	100,00%	46.524	100,00%

**SC Germany Consumer 2016-1
Monthly Investor Report**

12. Payment Methods



Reporting Date	11.02.2019				
Payment Date	13.02.2019				
Period No	29				
Monthly Period	Feb 2019				
Interest Period	from	14.01.2019	to	13.02.2019	= 30 days
Collection Period	from	01.01.2019	to	31.01.2019	

<i>Payment Method</i>	<i>Current Principal Balance in EUR</i>	<i>Percentage of Total Balance</i>	<i>Number of Loans</i>	<i>Percentage of Total Loans</i>
Direct Debit	297.060.418,26	95,09%	45.105	96,95%
Other	15.334.714,44	4,91%	1.419	3,05%
Total	312.395.132,70	100,00%	46.524	100,00%

<i>Cycle of Payment</i>	<i>Current Principal Balance in EUR</i>	<i>Percentage of Total Balance</i>	<i>Number of Loans</i>	<i>Percentage of Total Loans</i>
15th of month	91.069.918,44	29,15%	13.861	29,79%
1st of month	221.325.214,26	70,85%	32.663	70,21%
Total	312.395.132,70	100,00%	46.524	100,00%

**SC Germany Consumer 2016-1
Monthly Investor Report**

13. Effective Interest Rate



Reporting Date	11.02.2019	
Payment Date	13.02.2019	
Period No	29	
Monthly Period	Feb 2019	
Interest Period	from 14.01.2019	to 13.02.2019 = 30 days
Collection Period	from 01.01.2019	to 31.01.2019

<i>Yield Range *</i>	<i>Current Principal Balance in EUR</i>	<i>Percentage of Total Balance</i>	<i>Number of Loans</i>	<i>Percentage of Total Loans</i>
0: 0	345.070,75	0,11%	1.824	3,92%
1: 1	1.447.815,23	0,46%	3.587	7,71%
2: 2	4.705.590,70	1,51%	3.697	7,95%
3: 3	46.293.517,19	14,82%	10.374	22,30%
4: 4	35.366.552,40	11,32%	3.844	8,26%
5: 5	44.937.570,54	14,38%	4.338	9,32%
6: 6	39.317.601,12	12,59%	3.676	7,90%
7: 7	76.085.472,44	24,36%	7.753	16,66%
8: 8	38.428.544,87	12,30%	4.579	9,84%
9: 9	22.799.617,16	7,30%	2.469	5,31%
10:10	2.257.864,39	0,72%	310	0,67%
11:11	286.860,88	0,09%	47	0,10%
12:12	114.387,96	0,04%	23	0,05%
13:13	4.845,86	0,00%	2	0,00%
14:14	3.821,21	0,00%	1	0,00%
Total	312.395.132,70	100,00%	46.524	100,00%

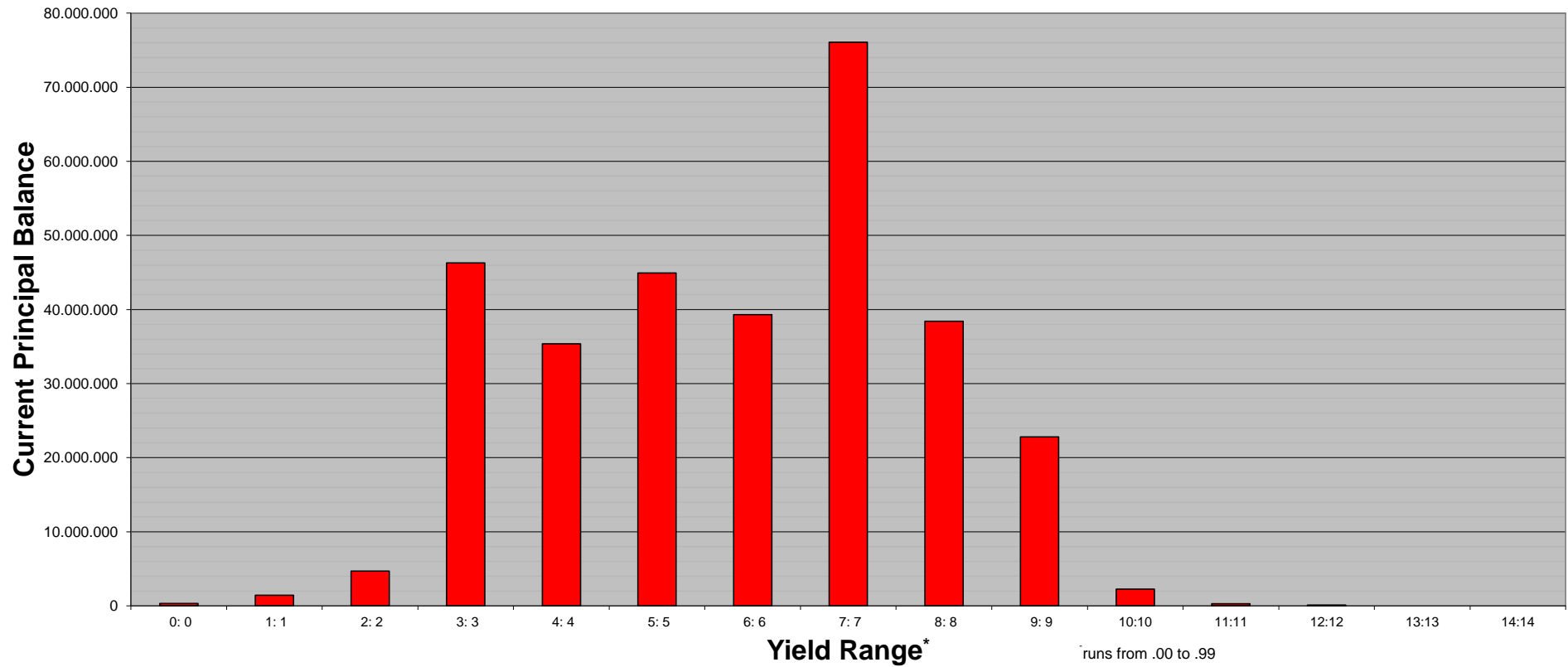
Statistics	in %
WA Interest	6,66%

* runs from .00 to .99

**SC Germany Consumer 2016-1
Monthly Investor Report**

13.1 Effective Interest Rate (Graph)

Reporting Date	11.02.2019	
Payment Date	13.02.2019	
Period No	29	
Monthly Period	Feb 2019	
Interest Period	from 14.01.2019	to 13.02.2019 = 30 days
Collection Period	from 01.01.2019	to 31.01.2019



**SC Germany Consumer 2016-1
Monthly Investor Report**

14. Seasoning



Reporting Date	11.02.2019			
Payment Date	13.02.2019			
Period No	29			
Monthly Period	Feb 2019			
Interest Period	from	14.01.2019	to	13.02.2019 = 30 days
Collection Period	from	01.01.2019	to	31.01.2019

<i>Seasoning in Months</i>	<i>Current Principal Balance in EUR</i>	<i>Percentage of Total Balance</i>	<i>Number of Loans</i>	<i>Percentage of Total Loans</i>
18:20	1.217.163,25	0,39%	190	0,41%
21:23	14.465.424,54	4,63%	2.226	4,78%
24:26	24.105.820,28	7,72%	3.612	7,76%
27:29	36.342.568,06	11,63%	5.357	11,51%
30:32	60.877.000,48	19,49%	9.606	20,65%
33:35	81.551.257,80	26,11%	12.872	27,67%
36:38	40.585.664,23	12,99%	5.601	12,04%
39:41	24.085.783,53	7,71%	2.989	6,42%
42:44	8.771.086,64	2,81%	1.090	2,34%
45:47	6.368.248,87	2,04%	876	1,88%
48:50	3.951.847,12	1,27%	593	1,27%
51:53	4.673.723,82	1,50%	670	1,44%
54:56	3.487.085,46	1,12%	507	1,09%
57:59	746.296,11	0,24%	94	0,20%
60:62	157.116,56	0,05%	18	0,04%
63:65	356.354,45	0,11%	67	0,14%
66:68	48.100,97	0,02%	13	0,03%
69:71	105.681,64	0,03%	11	0,02%
72:74	53.532,67	0,02%	11	0,02%
75:77	85.732,96	0,03%	19	0,04%
78:80	71.234,43	0,02%	13	0,03%
81:	288.408,83	0,09%	89	0,19%
Total	312.395.132,70	100,00%	46.524	100,00%

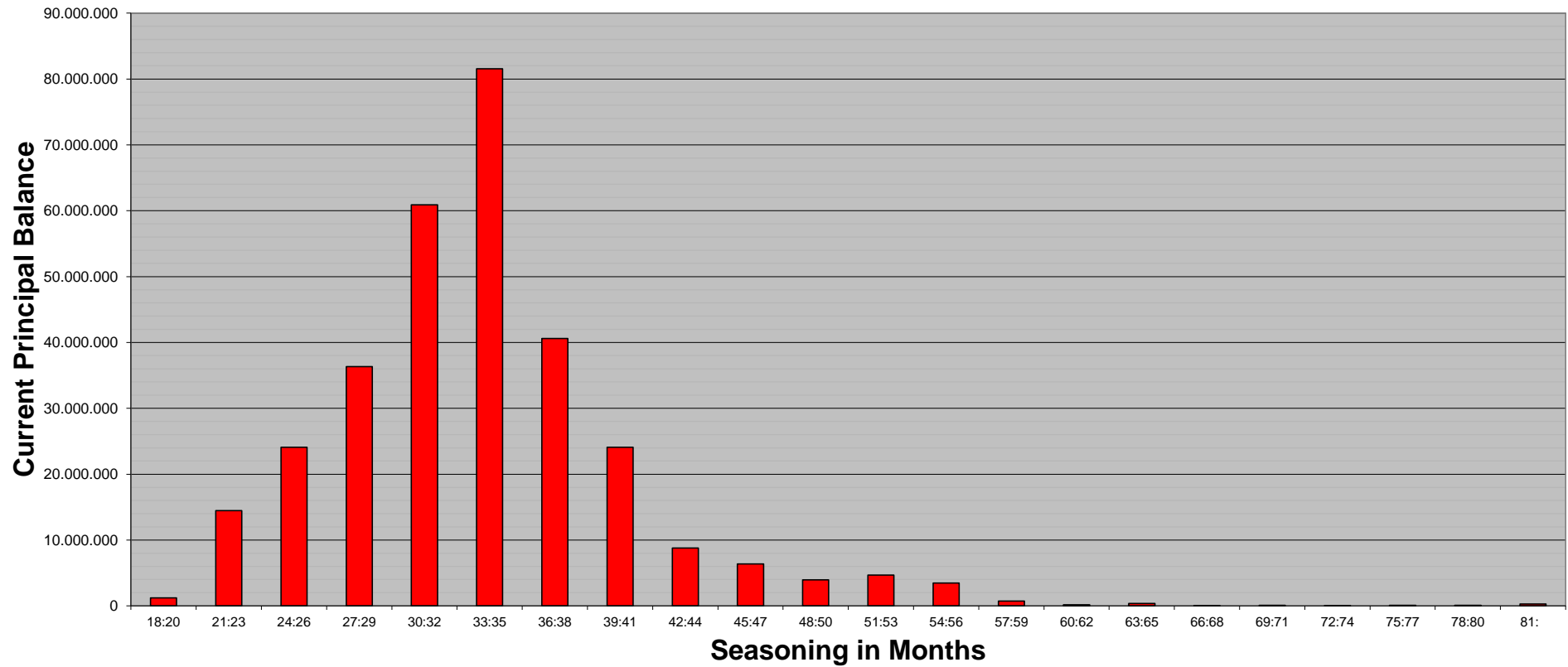
Statistics

WA Seasoning	33,65
--------------	-------

**SC Germany Consumer 2016-1
Monthly Investor Report**

14.1 Seasoning (Graph)

Reporting Date	11.02.2019	
Payment Date	13.02.2019	
Period No	29	
Monthly Period	Feb 2019	
Interest Period	from 14.01.2019	to 13.02.2019 = 30 days
Collection Period	from 01.01.2019	to 31.01.2019



**SC Germany Consumer 2016-1
Monthly Investor Report**

15. Remaining Term



Reporting Date	11.02.2019			
Payment Date	13.02.2019			
Period No	29			
Monthly Period	Feb 2019			
Interest Period	from	14.01.2019	to	13.02.2019 = 30 days
Collection Period	from	01.01.2019	to	31.01.2019

<i>Remaining Term in Months</i>	<i>Current Principal Balance in EUR</i>	<i>Percentage of Total Balance</i>	<i>Number of Loans</i>	<i>Percentage of Total Loans</i>
0: 6	3.073.010,27	0,98%	9.039	19,43%
7: 13	7.791.350,24	2,49%	5.598	12,03%
14: 20	13.751.586,69	4,40%	4.796	10,31%
21: 27	20.861.937,91	6,68%	4.278	9,20%
28: 34	28.429.859,08	9,10%	4.225	9,08%
35: 41	35.066.401,64	11,23%	3.713	7,98%
42: 48	36.589.043,35	11,71%	3.094	6,65%
49: 55	47.879.833,89	15,33%	3.999	8,60%
56: 62	46.476.707,56	14,88%	3.287	7,07%
63: 69	51.732.674,27	16,56%	3.273	7,04%
70: 76	18.524.571,04	5,93%	1.118	2,40%
77: 83	1.835.280,89	0,59%	85	0,18%
84: 90	287.589,31	0,09%	14	0,03%
91: 97	55.888,23	0,02%	2	0,00%
98:104	39.398,33	0,01%	3	0,01%
Total	312.395.132,70	100,00%	46.524	100,00%

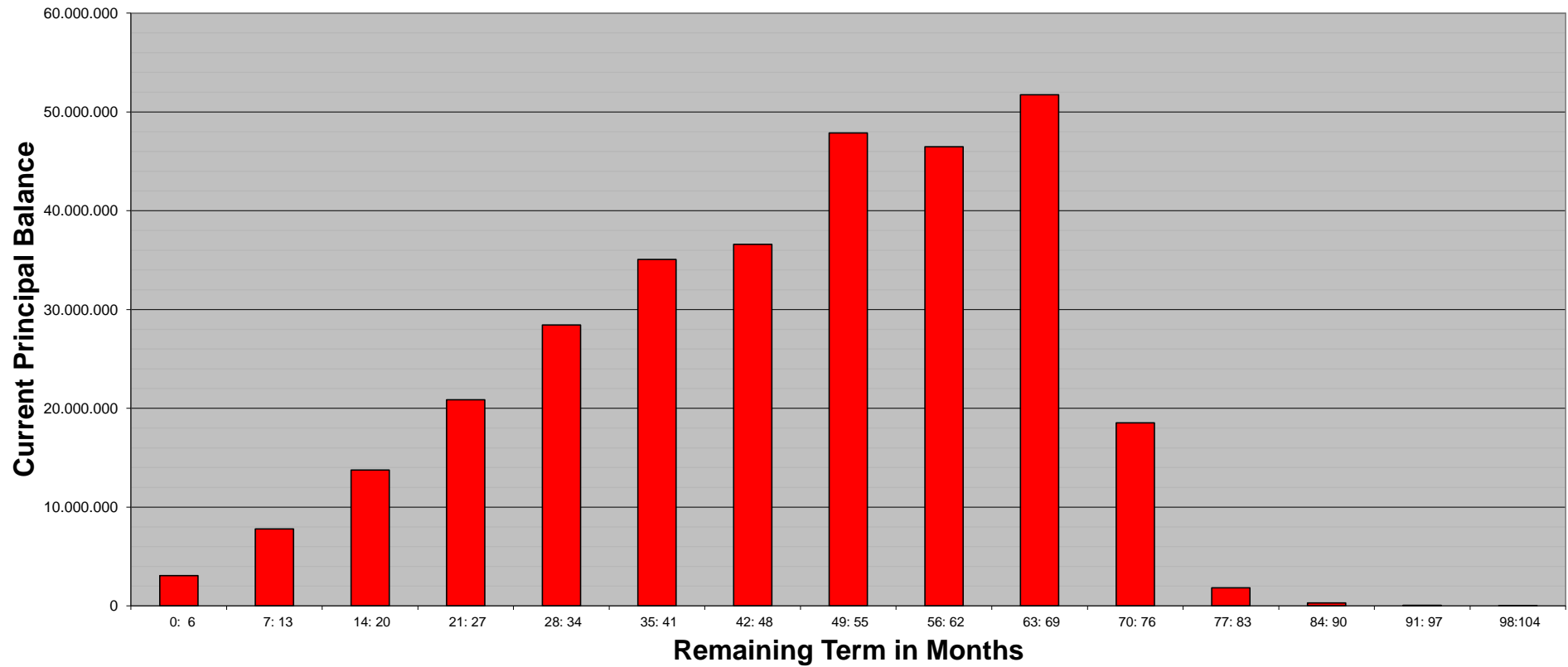
Statistics

WA Remaining Term	47,57
-------------------	-------

**SC Germany Consumer 2016-1
Monthly Investor Report**

15.1 Remaining Term (Graph)

Reporting Date	11.02.2019	
Payment Date	13.02.2019	
Period No	29	
Monthly Period	Feb 2019	
Interest Period	from 14.01.2019	to 13.02.2019 = 30 days
Collection Period	from 01.01.2019	to 31.01.2019



**SC Germany Consumer 2016-1
Monthly Investor Report**

16. Original Term



Reporting Date	11.02.2019			
Payment Date	13.02.2019			
Period No	29			
Monthly Period	Feb 2019			
Interest Period	from	14.01.2019	to	13.02.2019 = 30 days
Collection Period	from	01.01.2019	to	31.01.2019

<i>Original Term in Months</i>	<i>Current Principal Balance in EUR</i>	<i>Percentage of Total Balance</i>	<i>Number of Loans</i>	<i>Percentage of Total Loans</i>
0: 13	18,31	0,00%	2	0,00%
14: 27	97.633,94	0,03%	517	1,11%
28: 34	195.870,23	0,06%	375	0,81%
35: 41	7.265.433,50	2,33%	11.822	25,41%
42: 48	3.007.625,29	0,96%	1.198	2,58%
49: 55	17.578.560,27	5,63%	5.907	12,70%
56: 62	33.878.064,80	10,84%	6.683	14,36%
63: 69	13.328.653,22	4,27%	1.321	2,84%
70: 76	42.332.761,49	13,55%	4.392	9,44%
77: 83	18.398.843,36	5,89%	1.136	2,44%
84: 90	59.866.119,54	19,16%	5.447	11,71%
91: 97	58.126.476,78	18,61%	4.098	8,81%
98:104	53.455.060,31	17,11%	3.359	7,22%
105:111	3.956.037,49	1,27%	219	0,47%
112:118	512.586,69	0,16%	28	0,06%
119:120	114.014,51	0,04%	6	0,01%
121:	281.372,97	0,09%	14	0,03%
Total	312.395.132,70	100,00%	46.524	100,00%

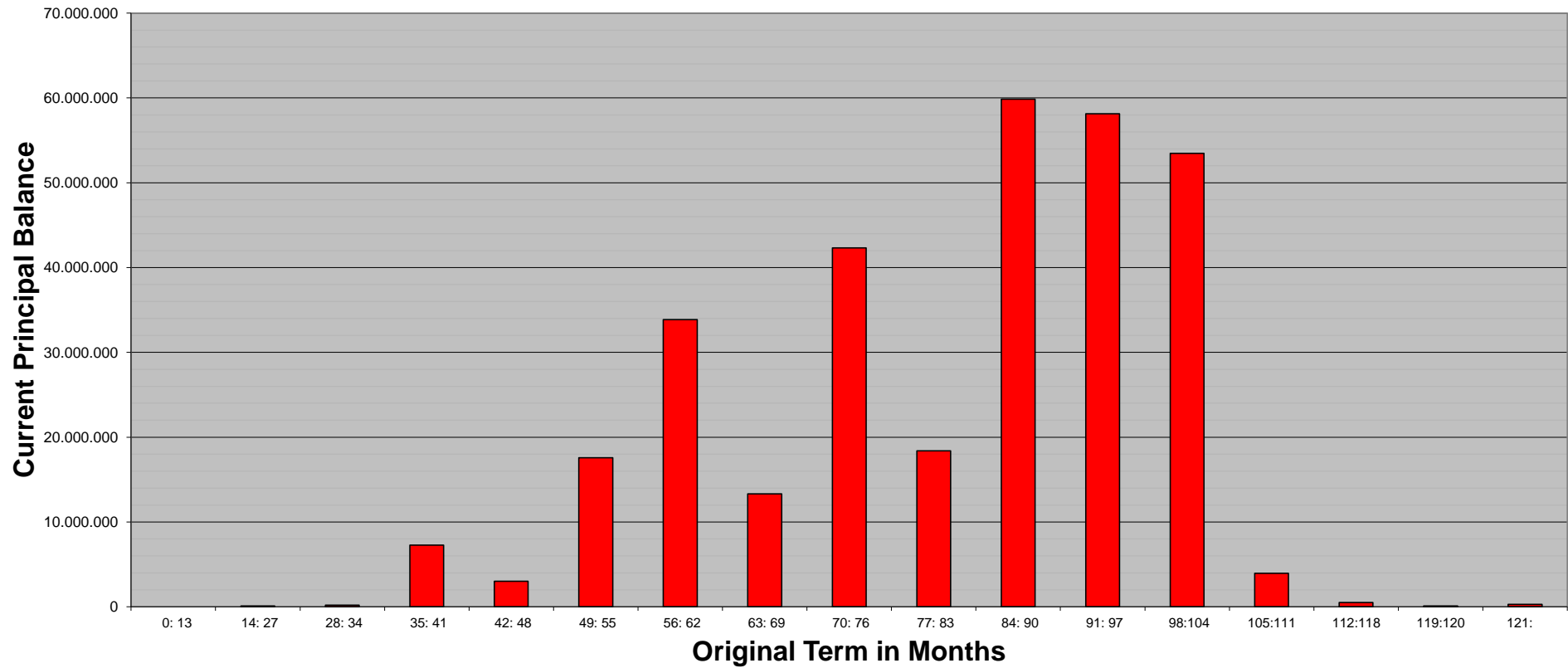
Statistics

WA Original Term	81,22
------------------	-------

**SC Germany Consumer 2016-1
Monthly Investor Report**

16.1 Original Term (Graph)

Reporting Date	11.02.2019	
Payment Date	13.02.2019	
Period No	29	
Monthly Period	Feb 2019	
Interest Period	from 14.01.2019	to 13.02.2019 = 30 days
Collection Period	from 01.01.2019	to 31.01.2019



**SC Germany Consumer 2016-1
Monthly Investor Report**

17. Loan Concentration

Reporting Date			11.02.2019			
Payment Date			13.02.2019			
Period No			29			
Monthly Period			Feb 2019			
Interest Period	from	14.01.2019	to	13.02.2019	=	30 days
Collection Period	from	01.01.2019	to	31.01.2019		



<i>Loan Concentration</i>	<i>Current Principal Balance in EUR</i>	<i>Percentage of Total Balance</i>	<i>Number of Loans</i>	<i>Percentage of Total Loans</i>	<i>Number of Debtors</i>	<i>Percentage of Total Debtors</i>
1: 1	310.536.908,17	99,41%	45.631	98,08%	45.631	99,08%
2: 2	1.772.200,26	0,57%	782	1,68%	391	0,85%
3: 3	76.005,39	0,02%	90	0,19%	30	0,07%
4: 4	9.100,62	0,00%	16	0,03%	4	0,01%
5: 5	918,26	0,00%	5	0,01%	1	0,00%
Total	312.395.132,70	100,00%	46.524	100,00%	46.057	100,00%

**SC Germany Consumer 2016-1
Monthly Investor Report**

18. Priority of Payments + Transaction Costs



Reporting Date	11.02.2019	
Payment Date	13.02.2019	
Period No	29	
Monthly Period	Feb 2019	
Interest Period	from 14.01.2019	to 13.02.2019 = 30 days
Collection Period	from 01.01.2019	to 31.01.2019

Priority of Payments

Available Distribution Amount	19.025.062,82 €
Senior Expenses	- 8.761,00 €
Net Swap Payments	- - 1.997,33 €
Interest Notes Class A	- 27.021,50 €
Interest Notes Class B	- 23.401,44 €
Interest Notes Class C	- 23.499,06 €
Interest Notes Class D	- 43.655,29 €
Interest Notes Class E	- 238.508,55 €
Replenishment	- - €
Payments to Purchase Shortfall Account	- 3,78 €
Principal Payments Class A	- 17.752.489,70 €
Principal Payments Class B	- - €
Principal Payments Class C	- - €
Principal Payments Class D	- - €
Principal Payments Class E	- - €
Payments to Commingling Reserve Ledger	- n/a
Payments to Set-Off Reserve Ledger	- n/a
Payments to Seller	= 909.719,83 €

Transaction Costs

	All notes	Class A	Class B	Class C	Class D	Class E
Senior Expenses	- 8.761,00 €					
Interest accrued for the Period	- 356.085,84 €	- 27.021,50 €	- 23.401,44 €	- 23.499,06 €	- 43.655,29 €	- 238.508,55 €
Cumulative Interest accrued	- 11.318.442,53 €	- 1.793.782,54 €	- 677.829,60 €	- 680.714,16 €	- 1.262.651,83 €	- 6.903.464,40 €
Interest Payments	- 356.085,84 €	- 27.021,50 €	- 23.401,44 €	- 23.499,06 €	- 43.655,29 €	- 238.508,55 €
Cumulative Interest Payments	- 11.318.442,53 €	- 1.793.782,54 €	- 677.829,60 €	- 680.714,16 €	- 1.262.651,83 €	- 6.903.464,40 €
Unpaid Interest for the Period	- €					
Cumulative Unpaid Interest	- €					

**SC Germany Consumer 2016-1
Monthly Investor Report**

19. Swap Counterparty



Reporting Date	11.02.2019				
Payment Date	13.02.2019				
Period No	29				
Monthly Period	Feb 2019				
Interest Period	from	14.01.2019	to	13.02.2019	= 30 days
Collection Period	from	01.01.2019	to	31.01.2019	

Swap Counterparty

Swap Counterparty Banco Santander S.A., London Branch
Swap Rating Trigger Breach no

Rating Trigger & Current Ratings	Consequenses	DBRS			S & P			Trigger breach
		Long Term	Short Term	Outlook	Long Term	Short Term	Outlook	
1st Rating Trigger	Collateral, Guarantee or Replacement	BBB	-		BB	-		no
Current Counterparty Ratings		AH	R-1M	STABLE	A	A-1	STABLE	

Current Swap Data

Swap Type Fixed Floating Interest Rate Swap
Notional Amount € 42.799.949,43
Fixed Rate -0,4200%
Floating Rate (Euribor) -0,3640%
Net Swap Payments € 1.997,33
Notional Amount next period € 42.799.996,22

Swap Counterparty Details

Banco Santander S.A., London Branch
FI Structuring
2 Triton Square
Regent's Place
London, NW1 3AN
United Kingdom

Counterparty Replacement

Old Counterparty Abbey National Treasury Services plc
Current Counterparty Banco Santander S.A., London Branch

Ratings as of 31.01.2019, data source: Bloomberg

SC Germany Consumer 2016-1 Monthly Investor Report

20. Retention



Reporting Date	11.02.2019				
Payment Date	13.02.2019				
Period No	29				
Monthly Period	Feb 2019				
Interest Period	from	14.01.2019	to	13.02.2019	= 30 days
Collection Period	from	01.01.2019	to	31.01.2019	

Santander Consumer Bank AG confirms its compliance to have continuously retained a net economic interest in the SC Germany Consumer 2016-1 securitisation transaction of at least 5% of the securitised Purchased Receivables pursuant to Art. 405 of the CRR (Regulation (EU) No 575/2013 of the European Parliament and of the Council of 26 June 2013) by retaining no less than 5 % of the nominal value of each of the tranches sold or transferred to the investors.

Outstanding Balance of the Class A Notes as of the Offer Date:	635.800.000,00 €
Outstanding Balance of the retained Class A Notes as of the Offer Date:	635.800.000,00 €
Outstanding Balance of the Class A Notes as of the end of the Monthly Period:	198.195.136,48 €
Outstanding Balance of the retained Class A Notes of the end of the Monthly Period:	198.195.136,48 €
Outstanding Balance of the Class B Notes as of the Offer Date:	43.200.000,00 €
Outstanding Balance of the retained Class B Notes as of the Offer Date:	43.200.000,00 €
Outstanding Balance of the Class B Notes as of the end of the Monthly Period:	43.200.000,00 €
Outstanding Balance of the retained Class B Notes of the end of the Monthly Period:	43.200.000,00 €
Outstanding Balance of the Class C Notes as of the Offer Date:	28.200.000,00 €
Outstanding Balance of the retained Class C Notes as of the Offer Date:	28.200.000,00 €
Outstanding Balance of the Class C Notes as of the end of the Monthly Period:	28.200.000,00 €
Outstanding Balance of the retained Class C Notes of the end of the Monthly Period:	28.200.000,00 €
Outstanding Balance of the Class D Notes as of the Offer Date:	11.300.000,00 €
Outstanding Balance of the retained Class D Notes as of the Offer Date:	600.000,00 €
Outstanding Balance of the Class D Notes as of the end of the Monthly Period:	11.300.000,00 €
Outstanding Balance of the retained Class D Notes of the end of the Monthly Period:	600.000,00 €
Outstanding Balance of the Class E Notes as of the Offer Date:	31.500.000,00 €
Outstanding Balance of the retained Class E Notes as of the Offer Date:	1.600.000,00 €
Outstanding Balance of the Class E Notes as of the end of the Monthly Period:	31.500.000,00 €
Outstanding Balance of the retained Class E Notes of the end of the Monthly Period:	1.600.000,00 €

**SC Germany Consumer 2016-1
Monthly Investor Report**

21. Counterparties



Reporting Date	11.02.2019				
Payment Date	13.02.2019				
Period No	29				
Monthly Period	Feb 2019				
Interest Period	from	14.01.2019	to	13.02.2019	= 30 days
Collection Period	from	01.01.2019	to	31.01.2019	

Join Lead Managers:

UniCredit Bank AG

Arabellastraße 12
81925 München
Germany

Banco Santander S.A.

Santander Global Banking and Markets
2 Triton Square
Regent's Place
London NW1 3AN
United Kingdom

Paying Agent:

Bank of New York Mellon

Corporate Trust Administration
One Canada Square
London E14 5AL
England

Transaction Account:

Bank of New York Mellon

Messeturm
Friedrich-Ebert-Anlage 49
60327 Frankfurt am Main
Germany

Transaction Security Trustee:

Wilmington Trust (London) Limited

Third Floor, 1 King's Arms Yard
London EC2R 7AF
United Kingdom

Data Trustee:

Wilmington Trust (London) Limited

Third Floor, 1 King's Arms Yard
London EC2R 7AF
United Kingdom

Rating Agencies:

Standard & Poor's Ratings Services

Structured Finance
20 Canada Square
E14 5LH London
United Kingdom

DBRS

Surveillance Team
1 Minster Court
London EC3R 7AA
United Kingdom

	DBRS			S & P			Counterparty status
	Long Term	Short Term	Outlook	Long Term	Short Term	Outlook	
	-	-	-	BBB+	A-2	NEG	performing
	AH	R-1M	STABLE	A	A-1	STABLE	performing
	AA	R-1H	POS	AA-	A-1+	STABLE	performing
	AA	R-1H	POS	AA-	A-1+	STABLE	performing
	-	-	-	-	-	-	performing
	-	-	-	-	-	-	performing

Ratings as of 31.01.2019, data source: Bloomberg

**SC Germany Consumer 2016-1
Monthly Investor Report**

22. Issuer Information



Reporting Date		11.02.2019				
Payment Date		13.02.2019				
Period No		29				
Monthly Period		13.02.2019				
Interest Period	from	14.01.2019	to	13.02.2019	=	30 days
Collection Period	from	01.01.2019	to	31.01.2019		

Deal Name:

SC Germany Consumer 2016-1

Issuer:

SC Germany Consumer 2016-1 UG (haftungsbeschränkt)
The Managing Directors
Steinweg 3-5
60313 Frankfurt am Main
Germany
eMail fradirectors@wilmingtontrust.com
fax +49 (0) 69 2992 5387

LEI:

529900I59NL2I7OQ7H90

Seller of the Receivables:

Santander Consumer Bank AG

Servicer Name:

Santander Consumer Bank AG

Reporting Entity:

Santander Consumer Bank AG
Capital Markets
Santander-Platz 1
41061 Mönchengladbach
Germany
eMail abs_ger@santander.de
fax +49 (0) 2161 690 7077

SPV-Administrator:

Wilmington Trust SP Services (Frankfurt) GmbH
Steinweg 3-5
60313 Frankfurt am Main
Germany
eMail fradirectors@wilmingtontrust.com
fax +49 (0) 69 2992 5387

**SC Germany Consumer 2016-1
Monthly Investor Report**

23. Santander Consumer Bank



Contact Details

Capital Markets

Peter René Müller	+49-2161-690-7337	peterrene.mueller@santander.de
Ralf Schüring	+49-2161-690-5464	ralf.schuering@santander.de
Bastian Menges	+49-2161-690-7085	bastian.menges@santander.de
Stefan Zilligen	+49-2161-690-6069	stefan.zilligen@santander.de
Tobias Daners	+49-2161-690-7410	tobias.daners@santander.de
Robert Westermann	+49-2161-690-7424	robert.westermann@santander-de
Team ABS		abs_ger@santander.de

Reporting Date	11.02.2019				
Payment Date	13.02.2019				
Period No	29				
Monthly Period	Feb 2019				
Interest Period	from	14.01.2019	to	13.02.2019	= 30 days
Collection Period	from	01.01.2019	to	31.01.2019	

Ratings Santander

Banco Santander S.A.

Santander Consumer Finance S.A.

Santander Consumer Bank AG

DBRS			S & P		
Long Term	Short Term	Outlook	Long Term	Short Term	Outlook
AH	R-1M	STABLE	A	A-1	STABLE
-	-	-	A-	A-2	STABLE
-	-	-	A-	A-2	STABLE

Ratings as of 31.01.2019, data source: Bloomberg

**SC Germany Consumer 2016-1
Monthly Investor Report**

24. Glossary



Reporting Date		11.02.2019				
Payment Date		13.02.2019				
Period No		29				
Monthly Period		Feb 2019				
Interest Period	from	14.01.2019	to	13.02.2019	=	30 days
Collection Period	from	01.01.2019	to	31.01.2019		

Aggregate Outstanding Principal Amount:	Shall mean in respect of all Purchased Receivables at any time, the aggregate of the Outstanding Principal Amounts of all Purchased Receivables which, as of such time, are not defaulted receivables.
Defaulted Contracts/Defaults:	Shall mean as of any date, any purchased receivable which has been declared due and payable in full in accordance to the Credit and Collection Policy which in principal is between 120 and 180 calendar days after the due date.
Delinquent Receivable:	Shall mean as of any date, any purchased receivable which is more than 30 days overdue and not a defaulted contract.
Legal Maturity:	Final Payment date on which all outstanding notes will mature.
Expected Maturity:	Maturity date of the notes under the assumption of inter alia (a) a 30% constant prepayment rate, (b) an exercised Clean-Up Call at 10%, and (c) 0% cumulative gross losses.
Payment Protection Insurance:	Insurance, composed of life insurance and/or accident insurance and/or temporary disability insurance and/or unemployment insurance, which covers the risk that a Debtor in its capacity as insured person is unable to pay the Loan Instalments owed by such Debtor life insurance
Recoveries:	Any amount received on defaulted contracts
Set-Off Reserve:	Protection against set-off risks due to deposits