

SC Germany Consumer 2016-1 Monthly Investor Report



 Santander

SC Germany Consumer 2016-1 Monthly Investor Report

Cover Sheet Monthly Investor Report



Reporting Date	09.07.2020				
Payment Date	13.07.2020				
Period No	46				
Monthly Period	Jul 2020				
Interest Period from	15.06.2020	to	13.07.2020	=	28 days
Collection Period from	01.06.2020	to	30.06.2020		

Index

Page

1. Portfolio Information	1
2. Reserve Accounts	2
3. Performance Data	3
4. Concentration Limits	4
5. Outstanding Notes	5
6. Original Principal Balance	6
6.1 Original PB (Graph)	7
7. Current Principal Balance	8
7.1 Current PB (Graph)	9
8. Borrower Concentration	10
9. Geographical Distribution	11
9.1 Geographical (Graph)	12
10. Collateral	13
11. Insurances	14
12. Payment Methods	15
13. Effective Interest Rate	16
13.1 Effective Interest Rate (Graph)	17
14. Seasoning	18
14.1 Seasoning (Graph)	19
15. Remaining Term	20
15.1 Remaining Term (Graph)	21
16. Original Term	22
16.1 Original Term (Graph)	23
17. Loan Concentration	24
18. Priority of Payments + Transaction Costs	25
19. Swap Counterparty Data	26
20. Retention	27
21. Counterparties	28
22. Issuer Information	29
23. Santander Consumer Bank	30

**SC Germany Consumer 2016-1
Monthly Investor Report**

1. Portfolio Information



Reporting Date	09.07.2020				
Payment Date	13.07.2020				
Period No	46				
Monthly Period	Jul 2020				
Interest Period from	15.06.2020	to	13.07.2020	=	28 days
Collection Period from	01.06.2020	to	30.06.2020		

		current period	previous period
Outstanding Receivables	No. of Contracts	Aggregate Outstanding Principal Amount	Aggregate Outstanding Principal Amount
Beginning of Period	21.090	132.719.848,85 €	139.451.498,27 €
Scheduled Principal Payments		4.655.323,58 €	
Prepayment Principal		2.142.773,96 €	
Total Principal Collections		6.798.097,54 €	6.731.649,42 €
Total Interest Collections		700.101,71 €	735.039,30 €
Defaults		- €	- €
Replenishment Amount		- €	- €
End of Period	20.136	125.921.751,31 €	132.719.848,85 €
Purchase Shortfall Amount		48,23 €	51,45 €
Total Assets (End of Period)		125.921.799,54 €	132.719.900,30 €
Current Prepayment Rate (annualised)		17,7%	
Loans under German COVID-19 Mitigation Act	562	6.754.591,10 €	6.738.367,66 €

**SC Germany Consumer 2016-1
Monthly Investor Report**

2. Reserve Accounts



Reporting Date	09.07.2020	
Payment Date	13.07.2020	
Period No	46	
Monthly Period	Jul 2020	
Interest Period from	15.06.2020	to 13.07.2020 = 28 days
Collection Period from	01.06.2020	to 30.06.2020

Note Balance

Beginning of Period	132.719.900,30 €
End of Period	125.921.799,54 €

Reserve Accounts

	in %		Trigger Event y/n
Liquidity Reserve			
Beginning of Period	0,6%	750.000,00 €	
Cash Outflow		- €	
Cash Inflow		- €	
End of Period	0,6%	750.000,00 €	
Required Liquidity Reserve Fund	0,6%	750.000,00 €	
Commingling Reserve	in %		
Beginning of Period		n/a	no
Cash Outflow		n/a	
Cash Inflow		n/a	
End of Period		n/a	
Required Commingling Reserve Fund		n/a	
Set-Off Reserve	in %		
Beginning of Period		n/a	no
Cash Outflow		n/a	
Cash Inflow		n/a	
End of Period		n/a	
Required Set-Off Reserve Fund		n/a	
Current Set-Off Amount		n/a	
Set-Off Amount (per Loan)		n/a	
Set-Off Amount (in % of Outstanding Balance)		n/a	

**SC Germany Consumer 2016-1
Monthly Investor Report**

3. Performance Data



Reporting Date	09.07.2020	
Payment Date	13.07.2020	
Period No	46	
Monthly Period	Jul 2020	
Interest Period from	15.06.2020	to 13.07.2020 = 28 days
Collection Period from	01.06.2020	to 30.06.2020

Note Balance

Beginning of Period	132.719.900,30 €
End of Period	125.921.799,54 €

Delinquency Data and Ratios

	3-MRA* / current ratio	Amount at risk	Overdue amount	Number of Loans
3-MRA* 31- 60 days past due				
31- 60 days past due period before previous period	0,82%	1.296.998,36 €	57.718,90 €	162
31- 60 days past due previous period		1.072.903,78 €	44.053,79 €	123
31- 60 days past due current period	0,67%	890.137,46 €	45.613,59 €	133
3-MRA* 61-90 days past due				
61- 90 days past due period before previous period	0,41%	481.493,12 €	41.825,68 €	63
61- 90 days past due previous period		551.887,07 €	46.938,18 €	76
61- 90 days past due current period	0,45%	594.801,60 €	44.584,77 €	69
3-MRA* 91-120 days past due				
91- 120 days past due period before previous period	0,24%	234.974,82 €	24.092,53 €	33
91- 120 days past due previous period		388.759,40 €	41.783,34 €	47
91- 120 days past due current period	0,25%	330.515,24 €	34.601,78 €	45

Default Data and Ratios

	Amount	Number of Loans
Current Default		
Current Period Gross Default	- €	
Current Period Recoveries	133.129,22 €	
Current Period Net Default	- 133.129,22 €	
New Number of Defaulted Contracts		0

Cumulative Default

Cumulative Gross Default	31.717.803,57 €	
Cumulative Recoveries	3.975.511,85 €	
Cumulative Net Default	27.742.291,72 €	
Total Number of Defaulted Contracts		2.405

	3-MRA* / current ratio	Ratio
3-MRA* Annualised Loss Ratio (Neue Rechtsakten)		
Annualised Loss Ratio period before previous period	-1,30%	-1,23%
Annualised Loss Ratio previous period		-1,46%
Annualised Loss Ratio current period	-1,20%	-1,20%

Principial Deficiency

Principial Deficiency period before previous period	- €
Principial Deficiency previous period	- €
Principial Deficiency current period	- €

* 3-MRA stands for three months rolling average

**SC Germany Consumer 2016-1
Monthly Investor Report**

4. Concentration Limits



Reporting Date	09.07.2020	
Payment Date	13.07.2020	
Period No	46	
Monthly Period	Jul 2020	
Interest Period from	15.06.2020	to 13.07.2020 = 28 days
Collection Period from	01.06.2020	to 30.06.2020

Current Transaction Status

Amortizing

Portfolio Concentrations	Minimum-Trigger	Maximum-Trigger	Current Value	Trigger Breach
Average Yield (applicable for Total Portfolio)	6,20%	-	-	no
Remaining Term (applicable for Total Portfolio)	-	68,50	-	no
Early Amortisation Events		Maximum-Trigger	Current Value	Trigger Breach
Cumulative Loss Ratio - prior to 30 September 2017		1,80%	-	no
Purchase Shortfall Event			-	no
Period before previous period			-	
Previous period			-	
Current period			-	
Principal Deficiency Event			-	no

**SC Germany Consumer 2016-1
Monthly Investor Report**

5. Outstanding Notes

Reporting Date	09.07.2020				
Payment Date	13.07.2020				
Period No	46				
Monthly Period	Jul 2020				
Interest Period from	15.06.2020	to	13.07.2020	=	28 days
Collection Period from	01.06.2020	to	30.06.2020		



1. Note Balance

	All notes	Class A	Class B	Class C	Class D	Class E
General Note Information						
ISIN Code		XS1489761558	XS1489762366	XS1489762523	XS1489763091	XS1489763331
Currency		EUR	EUR	EUR	EUR	EUR
Initial Tranching	in %	84,8%	5,8%	3,8%	1,5%	4,2%
Legal Maturity		Sep 2029	Sep 2029	Sep 2029	Sep 2029	Sep 2029
Expected Maturity		Okt 2020	Apr 2021	Apr 2021	Apr 2021	Apr 2021
Original Rating (DBRS / S&P)		AA (sf) / AA (sf)	A (sf) / A (sf)	BBB (sf) / BBB(sf)	BB (sf) / BB (sf)	Not rated
Current Rating (DBRS / S&P)*		AAA (sf) / AA (sf)	AA (high) (sf) / AA (sf)	AA (sf) / A- (sf)	A (sf) / BBB (sf)	n.r. / n.r.
Initial Notes Aggregate Principal Outstanding Balance	750.000.000,00 €	635.800.000,00 €	43.200.000,00 €	28.200.000,00 €	11.300.000,00 €	31.500.000,00 €
Initial Nominal per Note		100.000,00 €	100.000,00 €	100.000,00 €	100.000,00 €	100.000,00 €
Initial Number of Notes per Class		6.358	432	282	113	315
Current Note Information						
Class Principal Outstanding Balance Beginning of Period	132.719.900,30 €	18.519.900,30 €	43.200.000,00 €	28.200.000,00 €	11.300.000,00 €	31.500.000,00 €
Available Distribution Amount	7.631.379,92 €					
Replenishment	- €					
Amortisation	6.798.100,76 €					
Redemption per Class	6.798.100,76 €	6.798.100,76 €	- €	- €	- €	- €
Redemption per Note		1.069,22 €	- €	- €	- €	- €
Class Principal Outstanding Balance End of Period	125.921.799,54 €	11.721.799,54 €	43.200.000,00 €	28.200.000,00 €	11.300.000,00 €	31.500.000,00 €
Current Tranching		9,3%	34,3%	22,4%	9,0%	25,0%
Current Pool Factor		0,02	1,00	1,00	1,00	1,00

2. Payments to Investors per Note

	All notes	Class A	Class B	Class C	Class D	Class E
Interest Rate Basis: 1 M-Euribor / Fixed / Floating	-0,478%	0,150%	0,650%	1,000%	+500 bps	+945 bps
DayCount Convention	28	act/360	act/360	act/360	act/360	act/360
Interest Days						
Principal Outstanding per Note Beginning of Period		2.912,85 €	100.000,00 €	100.000,00 €	100.000,00 €	100.000,00 €
> Principal Repayment per Note		1.069,22 €	- €	- €	- €	- €
Principal Outstanding per Note End of Period		1.843,63 €	100.000,00 €	100.000,00 €	100.000,00 €	100.000,00 €
> Interest accrued for the period		2.161,72 €	21.841,92 €	21.933,96 €	39.743,23 €	219.813,30 €
Interest Payment		2.161,72 €	21.841,92 €	21.933,96 €	39.743,23 €	219.813,30 €
Interest Payment per Note		0,34 €	50,56 €	77,78 €	351,71 €	697,82 €

3. Credit Enhancements

	Class A	Class B	Class C	Class D	Class E
Initial total CE (Subordination, Reserve)	15,23%	9,47%	5,71%	4,20%	0,00%
Current CE (incl. Excess Spread)	94,31%	60,00%	37,61%	28,63%	3,62%
Current CE (excl. Excess Spread)	90,69%	56,38%	33,99%	25,02%	0,00%

* Last rating action as of 30.09.2019

SC Germany Consumer 2016-1
Monthly Investor Report

6. Original Principal Balance



Reporting Date	09.07.2020			
Payment Date	13.07.2020			
Period No	46			
Monthly Period	Jul 2020			
Interest Period	from	15.06.2020	to	13.07.2020
Collection Period	from	01.06.2020	to	30.06.2020
				= 28 days

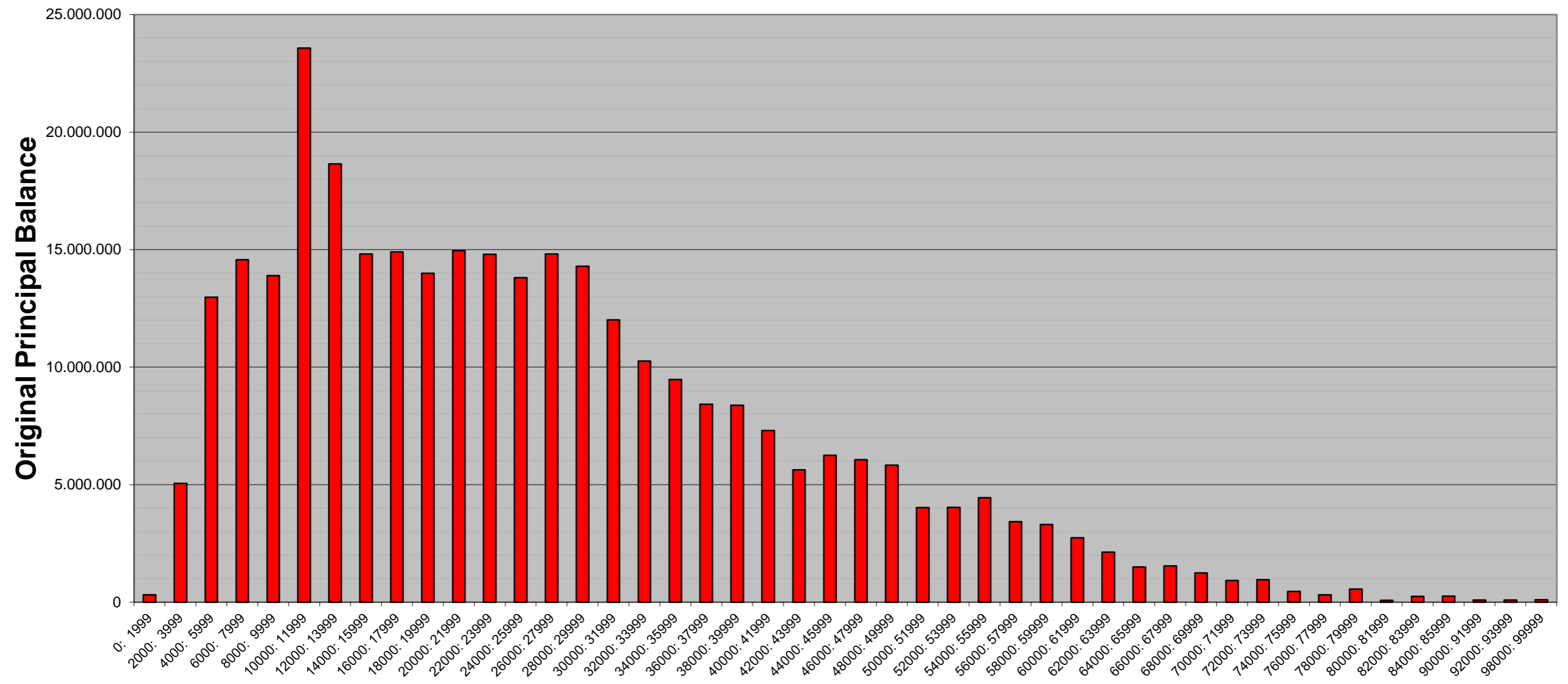
Original Principal Balance (Ranges in EUR)	Original Principal Balance in EUR	Percentage of Total Balance	Number of Loans	Percentage of Total Loans
0: 1999	314.862,55	0,10%	227	1,13%
2000: 3999	5.055.169,87	1,59%	1.687	8,38%
4000: 5999	12.969.317,94	4,09%	2.630	13,06%
6000: 7999	14.569.653,32	4,59%	2.139	10,62%
8000: 9999	13.892.798,51	4,38%	1.571	7,80%
10000: 11999	23.573.839,14	7,43%	2.212	10,99%
12000: 13999	18.639.766,62	5,87%	1.458	7,24%
14000: 15999	14.814.872,04	4,67%	987	4,90%
16000: 17999	14.905.959,82	4,70%	879	4,37%
18000: 19999	13.988.583,49	4,41%	737	3,66%
20000: 21999	14.959.599,21	4,71%	713	3,54%
22000: 23999	14.802.350,74	4,66%	644	3,20%
24000: 25999	13.800.015,78	4,35%	553	2,75%
26000: 27999	14.809.285,86	4,67%	549	2,73%
28000: 29999	14.288.792,78	4,50%	493	2,45%
30000: 31999	12.004.674,19	3,78%	388	1,93%
32000: 33999	10.254.283,86	3,23%	311	1,54%
34000: 35999	9.474.605,33	2,99%	271	1,35%
36000: 37999	8.416.458,42	2,65%	228	1,13%
38000: 39999	8.376.355,74	2,64%	215	1,07%
40000: 41999	7.296.645,64	2,30%	178	0,88%
42000: 43999	5.631.452,83	1,77%	131	0,65%
44000: 45999	6.252.584,75	1,97%	139	0,69%
46000: 47999	6.064.794,12	1,91%	129	0,64%
48000: 49999	5.824.449,23	1,84%	119	0,59%
50000: 51999	4.023.054,44	1,27%	79	0,39%
52000: 53999	4.028.771,39	1,27%	76	0,38%
54000: 55999	4.446.614,54	1,40%	81	0,40%
56000: 57999	3.420.925,94	1,08%	60	0,30%
58000: 59999	3.297.420,49	1,04%	56	0,28%
60000: 61999	2.734.362,82	0,86%	45	0,22%
62000: 63999	2.132.838,43	0,67%	34	0,17%
64000: 65999	1.501.249,18	0,47%	23	0,11%
66000: 67999	1.538.453,62	0,48%	23	0,11%
68000: 69999	1.243.912,41	0,39%	18	0,09%
70000: 71999	922.339,73	0,29%	13	0,06%
72000: 73999	949.752,93	0,30%	13	0,06%
74000: 75999	449.905,11	0,14%	6	0,03%
76000: 77999	306.822,58	0,10%	4	0,02%
78000: 79999	552.896,29	0,17%	7	0,03%
80000: 81999	81.642,19	0,03%	1	0,00%
82000: 83999	248.461,52	0,08%	3	0,01%
84000: 85999	254.226,14	0,08%	3	0,01%
90000: 91999	90.756,47	0,03%	1	0,00%
92000: 93999	92.696,00	0,03%	1	0,00%
98000: 99999	99.140,59	0,03%	1	0,00%
Total	317.397.414,59	100,00%	20.136	100,00%

Statistics	in EUR
Average Amount	15.762,68

**SC Germany Consumer 2016-1
Monthly Investor Report**

6.1 Original PB (Graph)

Reporting Date	09.07.2020	
Payment Date	13.07.2020	
Period No	46	
Monthly Period	Jul 2020	
Interest Period	from 15.06.2020	to 13.07.2020 = 28 days
Collection Period	from 01.06.2020	to 30.06.2020



**SC Germany Consumer 2016-1
Monthly Investor Report**

7. Current Principal Balance



Reporting Date	09.07.2020	
Payment Date	13.07.2020	
Period No	46	
Monthly Period	Jul 2020	
Interest Period	from 15.06.2020	to 13.07.2020 = 28 days
Collection Period	from 01.06.2020	to 30.06.2020

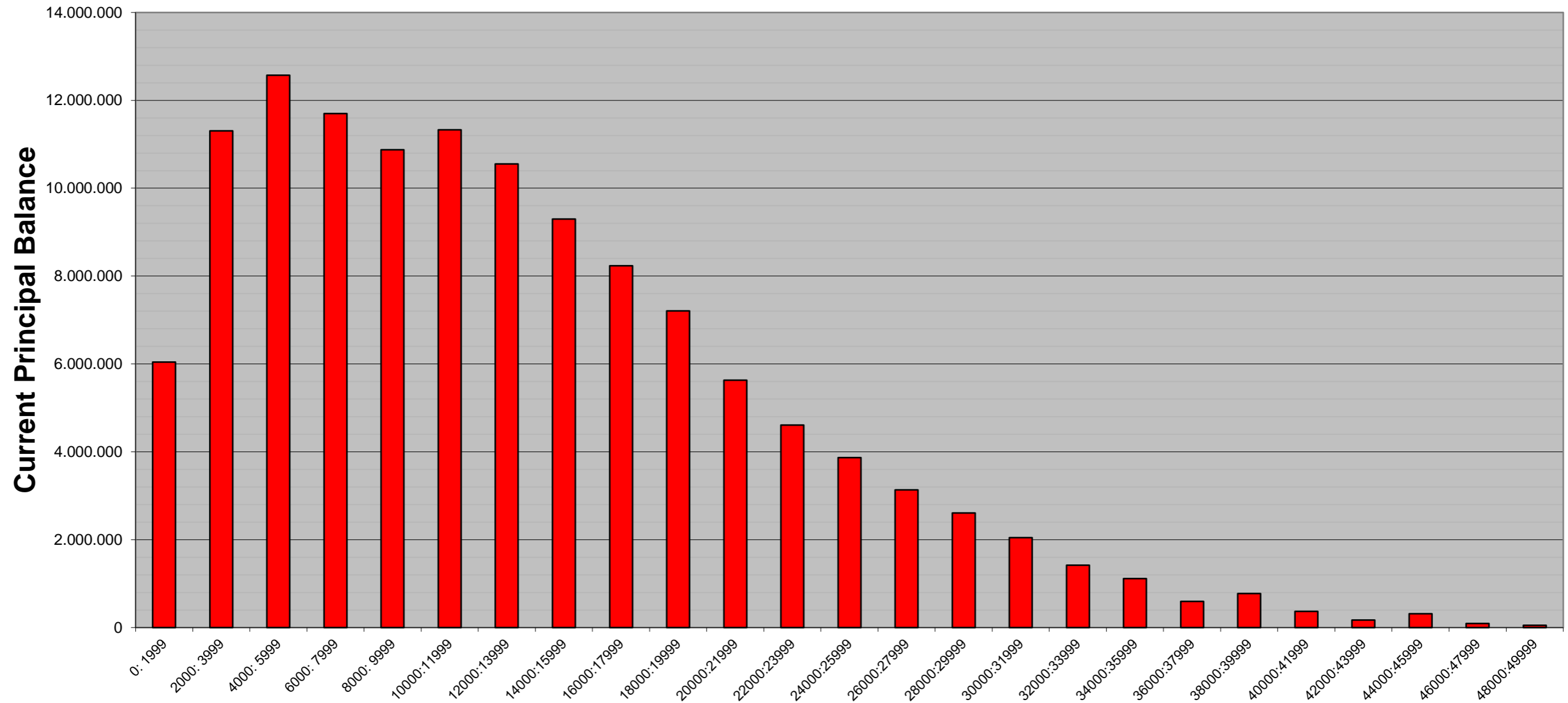
<i>Current Principal Balance (Ranges in EUR)</i>	<i>Current Principal Balance in EUR</i>	<i>Percentage of Total Balance</i>	<i>Number of Loans</i>	<i>Percentage of Total Loans</i>
0: 1999	6.042.649,63	4,80%	6.415	31,86%
2000: 3999	11.305.528,18	8,98%	3.904	19,39%
4000: 5999	12.574.276,36	9,99%	2.551	12,67%
6000: 7999	11.699.345,87	9,29%	1.690	8,39%
8000: 9999	10.874.095,13	8,64%	1.211	6,01%
10000:11999	11.328.505,06	9,00%	1.032	5,13%
12000:13999	10.553.142,02	8,38%	815	4,05%
14000:15999	9.300.544,04	7,39%	621	3,08%
16000:17999	8.236.921,71	6,54%	486	2,41%
18000:19999	7.207.927,83	5,72%	380	1,89%
20000:21999	5.630.013,81	4,47%	269	1,34%
22000:23999	4.607.659,66	3,66%	201	1,00%
24000:25999	3.868.269,55	3,07%	155	0,77%
26000:27999	3.131.948,82	2,49%	116	0,58%
28000:29999	2.607.190,85	2,07%	90	0,45%
30000:31999	2.049.326,65	1,63%	66	0,33%
32000:33999	1.422.019,60	1,13%	43	0,21%
34000:35999	1.117.480,01	0,89%	32	0,16%
36000:37999	592.128,06	0,47%	16	0,08%
38000:39999	776.885,91	0,62%	20	0,10%
40000:41999	365.305,95	0,29%	9	0,04%
42000:43999	171.515,91	0,14%	4	0,02%
44000:45999	315.243,92	0,25%	7	0,03%
46000:47999	94.142,78	0,07%	2	0,01%
48000:49999	49.684,00	0,04%	1	0,00%
Total	125.921.751,31	100,00%	20.136	100,00%

Statistics in EUR	
Average Amount	6.253,56

**SC Germany Consumer 2016-1
Monthly Investor Report**

7.1 Current PB (Graph)

Reporting Date	09.07.2020				
Payment Date	13.07.2020				
Period No	46				
Monthly Period	Jul 2020				
Interest Period	from	15.06.2020	to	13.07.2020	= 28 days
Collection Period	from	01.06.2020	to	30.06.2020	



**SC Germany Consumer 2016-1
Monthly Investor Report**

8. Borrower Concentration



Reporting Date			09.07.2020		
Payment Date			13.07.2020		
Period No			46		
Monthly Period			Jul 2020		
Interest Period	from	15.06.2020	to	13.07.2020	= 28 days
Collection Period	from	01.06.2020	to	30.06.2020	

No	Current Principal Balance in EUR	Percentage of Total Balance	Number of Loans
1	49.684,00	0,0395%	1
2	47.234,69	0,0375%	1
3	46.908,09	0,0373%	1
4	45.825,87	0,0364%	1
5	45.662,00	0,0363%	1
6	45.321,52	0,0360%	1
7	44.921,72	0,0357%	1
8	44.753,50	0,0355%	1
9	44.559,54	0,0354%	1
10	44.199,77	0,0351%	1
11	43.977,45	0,0349%	1
12	42.665,25	0,0339%	1
13	42.648,46	0,0339%	1
14	42.224,75	0,0335%	1
15	41.512,08	0,0330%	1
16	41.180,56	0,0327%	1
17	40.872,40	0,0325%	1
18	40.444,40	0,0321%	1
19	40.436,84	0,0321%	1
20	40.416,04	0,0321%	1
21	40.399,74	0,0321%	2
22	40.310,41	0,0320%	1
23	40.073,61	0,0318%	1
24	40.059,61	0,0318%	1
25	39.781,93	0,0316%	1
	1.076.074,23	0,8546%	26

**SC Germany Consumer 2016-1
Monthly Investor Report**

9. Geographical Distribution



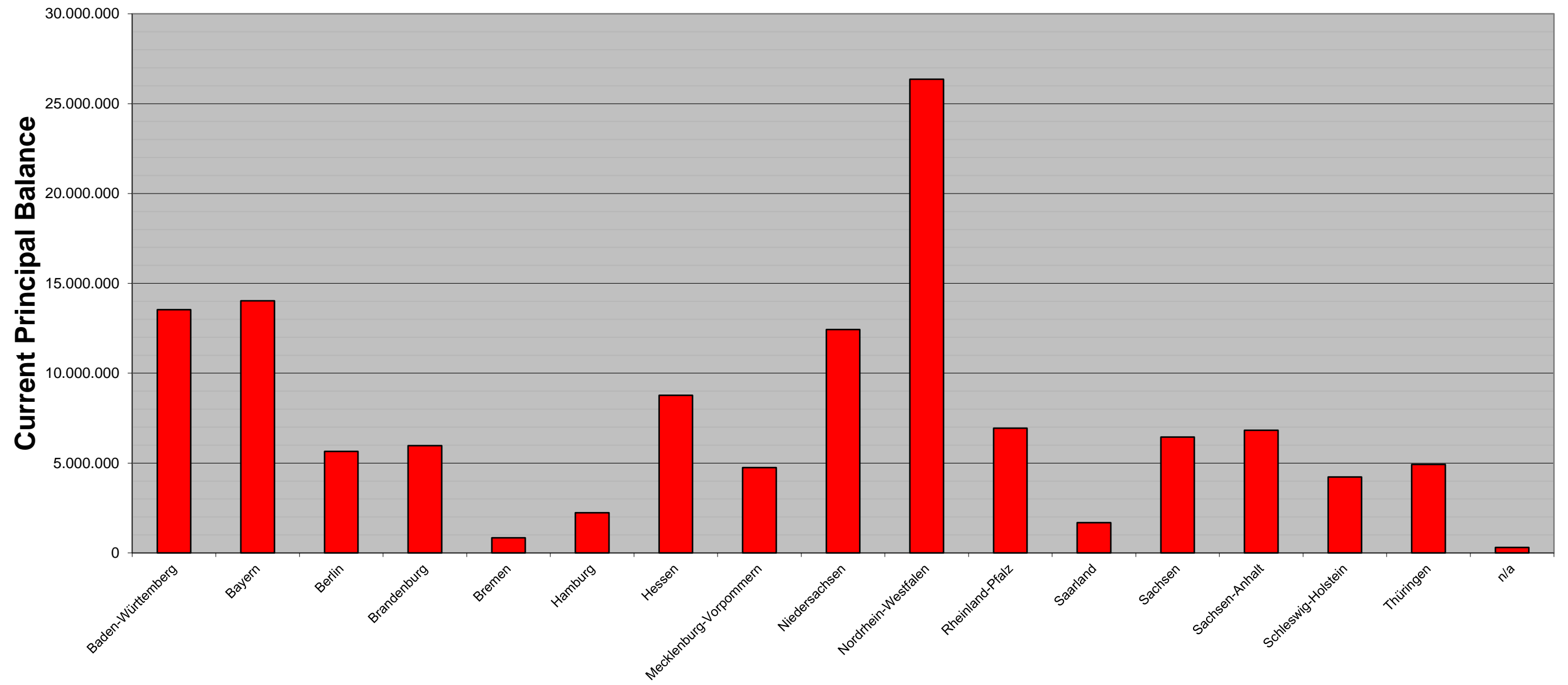
Reporting Date	09.07.2020	
Payment Date	13.07.2020	
Period No	46	
Monthly Period	Jul 2020	
Interest Period	from 15.06.2020	to 13.07.2020 = 28 days
Collection Period	from 01.06.2020	to 30.06.2020

State	Current Principal Balance in EUR	Percentage of Total Balance	Number of Loans	Percentage of Total Loans
Baden-Württemberg	13.527.730,25	10,74%	2.126	10,56%
Bayern	14.027.924,44	11,14%	2.293	11,39%
Berlin	5.650.654,48	4,49%	945	4,69%
Brandenburg	5.965.550,22	4,74%	1.012	5,03%
Bremen	843.435,75	0,67%	136	0,68%
Hamburg	2.229.100,02	1,77%	336	1,67%
Hessen	8.772.464,24	6,97%	1.322	6,57%
Mecklenburg-Vorpommern	4.754.234,54	3,78%	782	3,88%
Niedersachsen	12.435.974,63	9,88%	1.983	9,85%
Nordrhein-Westfalen	26.364.461,86	20,94%	4.141	20,57%
Rheinland-Pfalz	6.943.320,11	5,51%	1.010	5,02%
Saarland	1.689.724,79	1,34%	252	1,25%
Sachsen	6.446.070,49	5,12%	1.200	5,96%
Sachsen-Anhalt	6.823.391,86	5,42%	1.006	5,00%
Schleswig-Holstein	4.220.381,00	3,35%	713	3,54%
Thüringen	4.923.319,06	3,91%	843	4,19%
n/a	304.013,57	0,24%	36	0,18%
Total	125.921.751,31	100,00%	20.136	100,00%

**SC Germany Consumer 2016-1
Monthly Investor Report**

9.1 Geographical Distribution (Graph)

Reporting Date			09.07.2020			
Payment Date			13.07.2020			
Period No			46			
Monthly Period			Jul 2020			
Interest Period	from	15.06.2020	to	13.07.2020	=	28 days
Collection Period	from	01.06.2020	to	30.06.2020		



**SC Germany Consumer 2016-1
Monthly Investor Report**

10. Collateral



Reporting Date		09.07.2020			
Payment Date		13.07.2020			
Period No		46			
Monthly Period		Jul 2020			
Interest Period	from	15.06.2020	to	13.07.2020	= 28 days
Collection Period	from	01.06.2020	to	30.06.2020	

<i>Collateral</i>	<i>Current Principal Balance in EUR</i>	<i>Percentage of Total Balance</i>	<i>Number of Loans</i>	<i>Percentage of Total Loans</i>
secured	29.584.216,50	23,49%	2.508	12,46%
unsecured	96.337.534,81	76,51%	17.628	87,54%
Total	125.921.751,31	100,00%	20.136	100,00%

**SC Germany Consumer 2016-1
Monthly Investor Report**

11. Insurances



Reporting Date		09.07.2020			
Payment Date		13.07.2020			
Period No		46			
Monthly Period		Jul 2020			
Interest Period	from	15.06.2020	to	13.07.2020	= 28 days
Collection Period	from	01.06.2020	to	30.06.2020	

<i>Payment Protection Insurance</i>	<i>Current Principal Balance in EUR</i>	<i>Percentage of Total Balance</i>	<i>Number of Loans</i>	<i>Percentage of Total Loans</i>
No	21.380.025,14	16,98%	6.207	30,83%
Yes	104.541.726,17	83,02%	13.929	69,17%
Total	125.921.751,31	100,00%	20.136	100,00%

**SC Germany Consumer 2016-1
Monthly Investor Report**

12. Payment Methods



Reporting Date			09.07.2020			
Payment Date			13.07.2020			
Period No			46			
Monthly Period			Jul 2020			
Interest Period	from	15.06.2020	to	13.07.2020	=	28 days
Collection Period	from	01.06.2020	to	30.06.2020		

<i>Payment Method</i>	<i>Current Principal Balance in EUR</i>	<i>Percentage of Total Balance</i>	<i>Number of Loans</i>	<i>Percentage of Total Loans</i>
Direct Debit	116.621.504,65	92,61%	19.122	94,96%
Other	9.300.246,66	7,39%	1.014	5,04%
Total	125.921.751,31	100,00%	20.136	100,00%

<i>Cycle of Payment</i>	<i>Current Principal Balance in EUR</i>	<i>Percentage of Total Balance</i>	<i>Number of Loans</i>	<i>Percentage of Total Loans</i>
15th of month	36.967.419,12	29,36%	6.320	31,39%
1st of month	88.954.332,19	70,64%	13.816	68,61%
Total	125.921.751,31	100,00%	20.136	100,00%

**SC Germany Consumer 2016-1
Monthly Investor Report**

13. Effective Interest Rate



Reporting Date	09.07.2020	
Payment Date	13.07.2020	
Period No	46	
Monthly Period	Jul 2020	
Interest Period	from 15.06.2020	to 13.07.2020 = 28 days
Collection Period	from 01.06.2020	to 30.06.2020

Yield Range *	Current Principal Balance in EUR	Percentage of Total Balance	Number of Loans	Percentage of Total Loans
0: 0	249.374,46	0,20%	207	1,03%
1: 1	77.835,98	0,06%	39	0,19%
2: 2	1.400.255,25	1,11%	576	2,86%
3: 3	17.479.205,57	13,88%	5.236	26,00%
4: 4	14.425.849,21	11,46%	1.988	9,87%
5: 5	18.349.751,34	14,57%	2.260	11,22%
6: 6	15.316.192,00	12,16%	1.893	9,40%
7: 7	31.947.112,67	25,37%	4.060	20,16%
8: 8	15.536.061,17	12,34%	2.288	11,36%
9: 9	10.027.533,20	7,96%	1.398	6,94%
10:10	983.409,40	0,78%	162	0,80%
11:11	99.387,44	0,08%	19	0,09%
12:12	29.783,62	0,02%	10	0,05%
Total	125.921.751,31	100,00%	20.136	100,00%

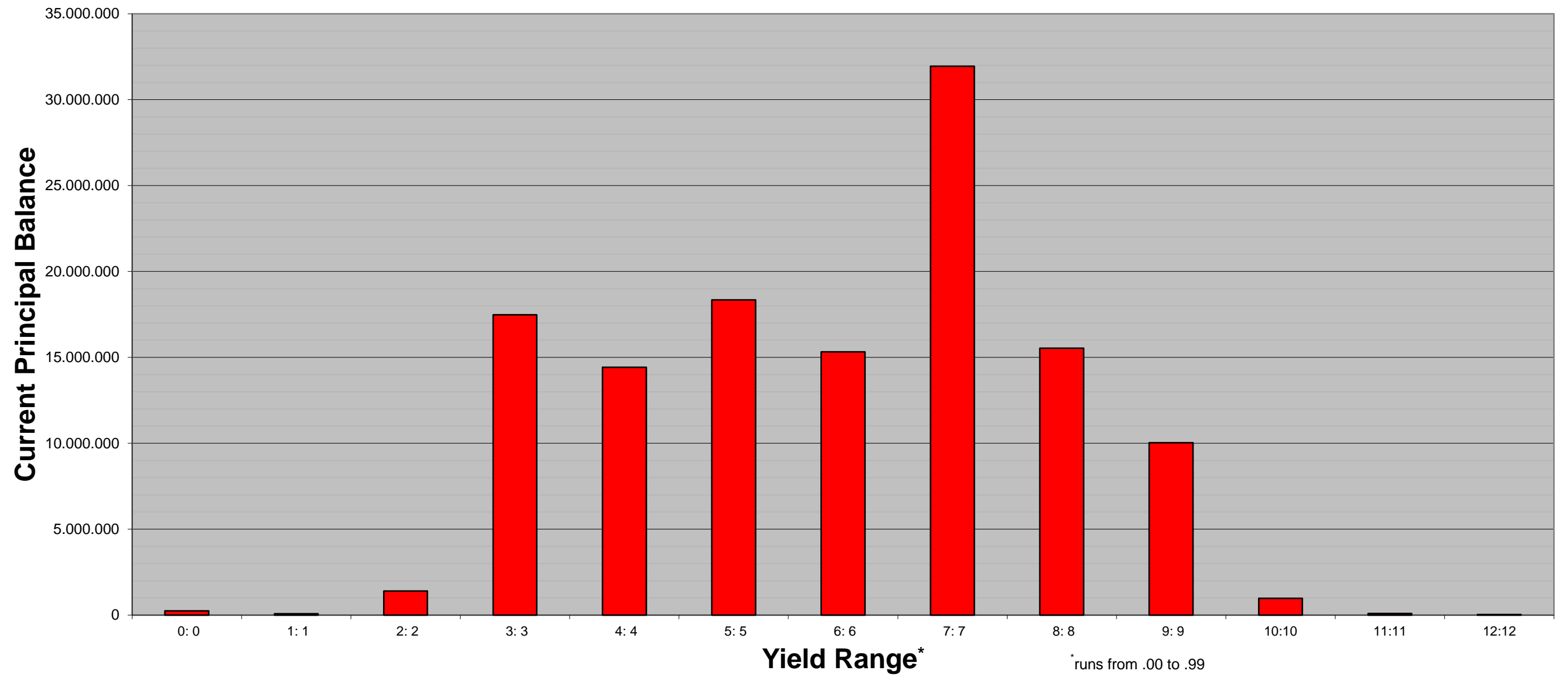
Statistics	in %
WA Interest	6,75%

* runs from .00 to .99

**SC Germany Consumer 2016-1
Monthly Investor Report**

13.1 Effective Interest Rate (Graph)

Reporting Date			09.07.2020		
Payment Date			13.07.2020		
Period No			46		
Monthly Period			Jul 2020		
Interest Period	from	15.06.2020	to	13.07.2020	= 28 days
Collection Period	from	01.06.2020	to	30.06.2020	



**SC Germany Consumer 2016-1
Monthly Investor Report**

14. Seasoning



Reporting Date	09.07.2020			
Payment Date	13.07.2020			
Period No	46			
Monthly Period	Jul 2020			
Interest Period	from	15.06.2020	to	13.07.2020
Collection Period	from	01.06.2020	to	30.06.2020
				= 28 days

<i>Seasoning in Months</i>	<i>Current Principal Balance in EUR</i>	<i>Percentage of Total Balance</i>	<i>Number of Loans</i>	<i>Percentage of Total Loans</i>
36:38	1.417.601,67	1,13%	234	1,16%
39:41	8.343.862,16	6,63%	1.293	6,42%
42:44	10.043.443,79	7,98%	1.687	8,38%
45:47	16.293.342,55	12,94%	2.720	13,51%
48:50	31.659.825,38	25,14%	5.046	25,06%
51:53	29.559.823,07	23,47%	4.247	21,09%
54:56	12.408.823,07	9,85%	1.969	9,78%
57:59	6.450.043,71	5,12%	1.194	5,93%
60:62	2.911.996,23	2,31%	473	2,35%
63:65	2.413.210,87	1,92%	385	1,91%
66:68	1.565.956,58	1,24%	273	1,36%
69:71	1.663.297,90	1,32%	344	1,71%
72:74	691.281,23	0,55%	146	0,73%
75:77	141.907,77	0,11%	21	0,10%
78:80	87.351,74	0,07%	17	0,08%
81:	269.983,59	0,21%	87	0,43%
Total	125.921.751,31	100,00%	20.136	100,00%

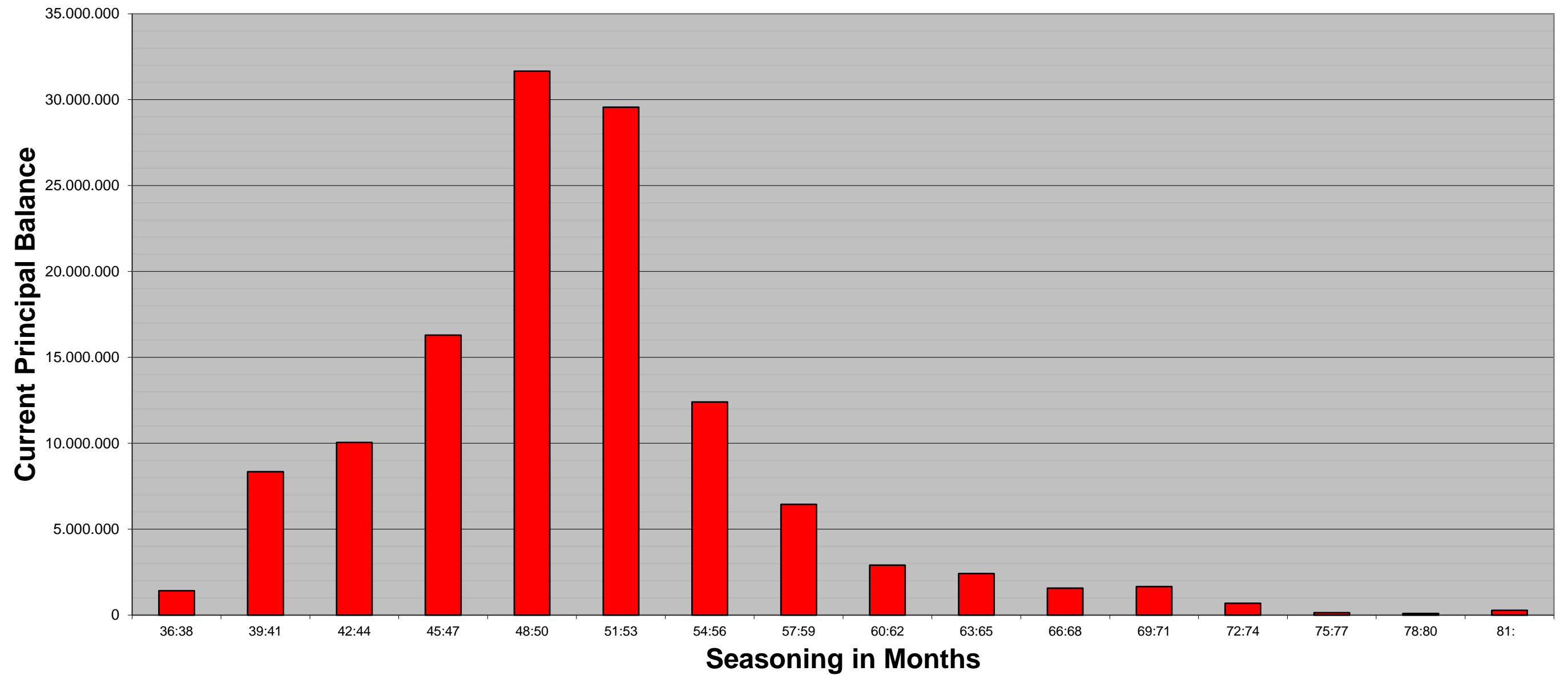
Statistics

WA Seasoning	50,52
--------------	-------

**SC Germany Consumer 2016-1
Monthly Investor Report**

14.1 Seasoning (Graph)

Reporting Date			09.07.2020			
Payment Date			13.07.2020			
Period No			46			
Monthly Period			Jul 2020			
Interest Period	from	15.06.2020	to	13.07.2020	=	28 days
Collection Period	from	01.06.2020	to	30.06.2020		



**SC Germany Consumer 2016-1
Monthly Investor Report**

15. Remaining Term



Reporting Date	09.07.2020	
Payment Date	13.07.2020	
Period No	46	
Monthly Period	Jul 2020	
Interest Period	from 15.06.2020	to 13.07.2020 = 28 days
Collection Period	from 01.06.2020	to 30.06.2020

<i>Remaining Term in Months</i>	<i>Current Principal Balance in EUR</i>	<i>Percentage of Total Balance</i>	<i>Number of Loans</i>	<i>Percentage of Total Loans</i>
0: 6	1.746.154,40	1,39%	2.618	13,00%
7: 13	6.662.449,98	5,29%	3.252	16,15%
14: 20	10.188.667,85	8,09%	2.484	12,34%
21: 27	14.445.238,51	11,47%	2.431	12,07%
28: 34	18.014.397,76	14,31%	2.379	11,81%
35: 41	21.227.018,32	16,86%	2.474	12,29%
42: 48	28.207.662,84	22,40%	2.583	12,83%
49: 55	18.247.322,14	14,49%	1.430	7,10%
56: 62	5.853.505,31	4,65%	420	2,09%
63: 69	778.490,06	0,62%	38	0,19%
70: 76	244.103,02	0,19%	10	0,05%
77: 83	106.060,07	0,08%	6	0,03%
84: 90	78.785,67	0,06%	3	0,01%
91: 97	46.071,25	0,04%	3	0,01%
105:108	40.874,99	0,03%	2	0,01%
109:	34.949,14	0,03%	3	0,01%
Total	125.921.751,31	100,00%	20.136	100,00%

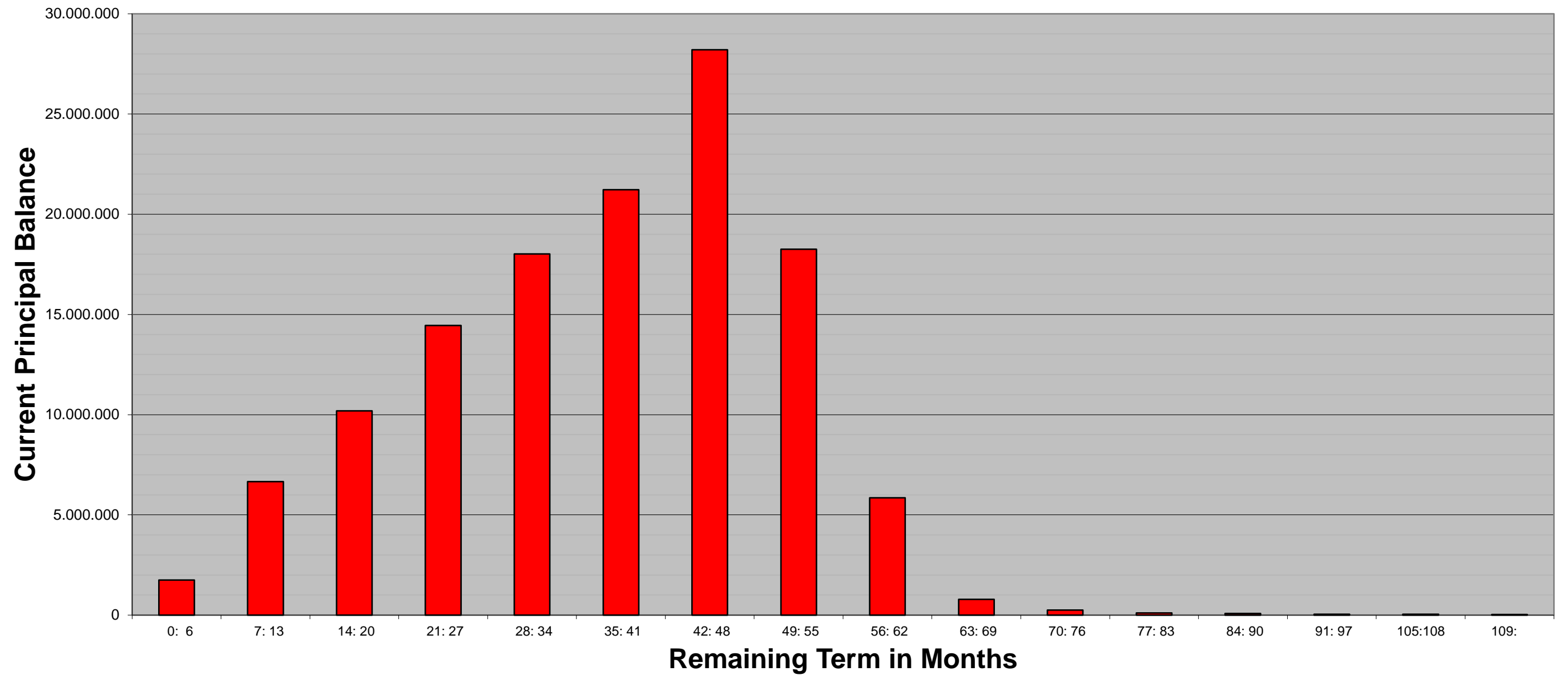
Statistics

WA Remaining Term	36,68
-------------------	-------

**SC Germany Consumer 2016-1
Monthly Investor Report**

15.1 Remaining Term (Graph)

Reporting Date			09.07.2020			
Payment Date			13.07.2020			
Period No			46			
Monthly Period			Jul 2020			
Interest Period	from	15.06.2020	to	13.07.2020	=	28 days
Collection Period	from	01.06.2020	to	30.06.2020		



**SC Germany Consumer 2016-1
Monthly Investor Report**

16. Original Term



Reporting Date			09.07.2020			
Payment Date			13.07.2020			
Period No			46			
Monthly Period			Jul 2020			
Interest Period	from	15.06.2020	to	13.07.2020	=	28 days
Collection Period	from	01.06.2020	to	30.06.2020		

<i>Original Term in Months</i>	<i>Current Principal Balance in EUR</i>	<i>Percentage of Total Balance</i>	<i>Number of Loans</i>	<i>Percentage of Total Loans</i>
7: 13	8,31	0,00%	1	0,00%
14: 20	15,26	0,00%	3	0,01%
21: 27	1.197,95	0,00%	7	0,03%
28: 34	525,60	0,00%	11	0,05%
35: 41	6.230,32	0,00%	27	0,13%
42: 48	123.532,89	0,10%	196	0,97%
49: 55	1.736.313,53	1,38%	1.972	9,79%
56: 62	8.964.293,82	7,12%	4.234	21,03%
63: 69	4.399.604,79	3,49%	926	4,60%
70: 76	15.889.810,10	12,62%	2.925	14,53%
77: 83	7.246.824,93	5,76%	735	3,65%
84: 90	26.953.300,46	21,40%	3.741	18,58%
91: 97	27.826.022,20	22,10%	2.731	13,56%
98:104	28.168.880,91	22,37%	2.350	11,67%
105:111	3.130.322,59	2,49%	193	0,96%
112:118	897.898,08	0,71%	48	0,24%
119:120	67.822,40	0,05%	6	0,03%
121:	509.147,17	0,40%	30	0,15%
Total	125.921.751,31	100,00%	20.136	100,00%

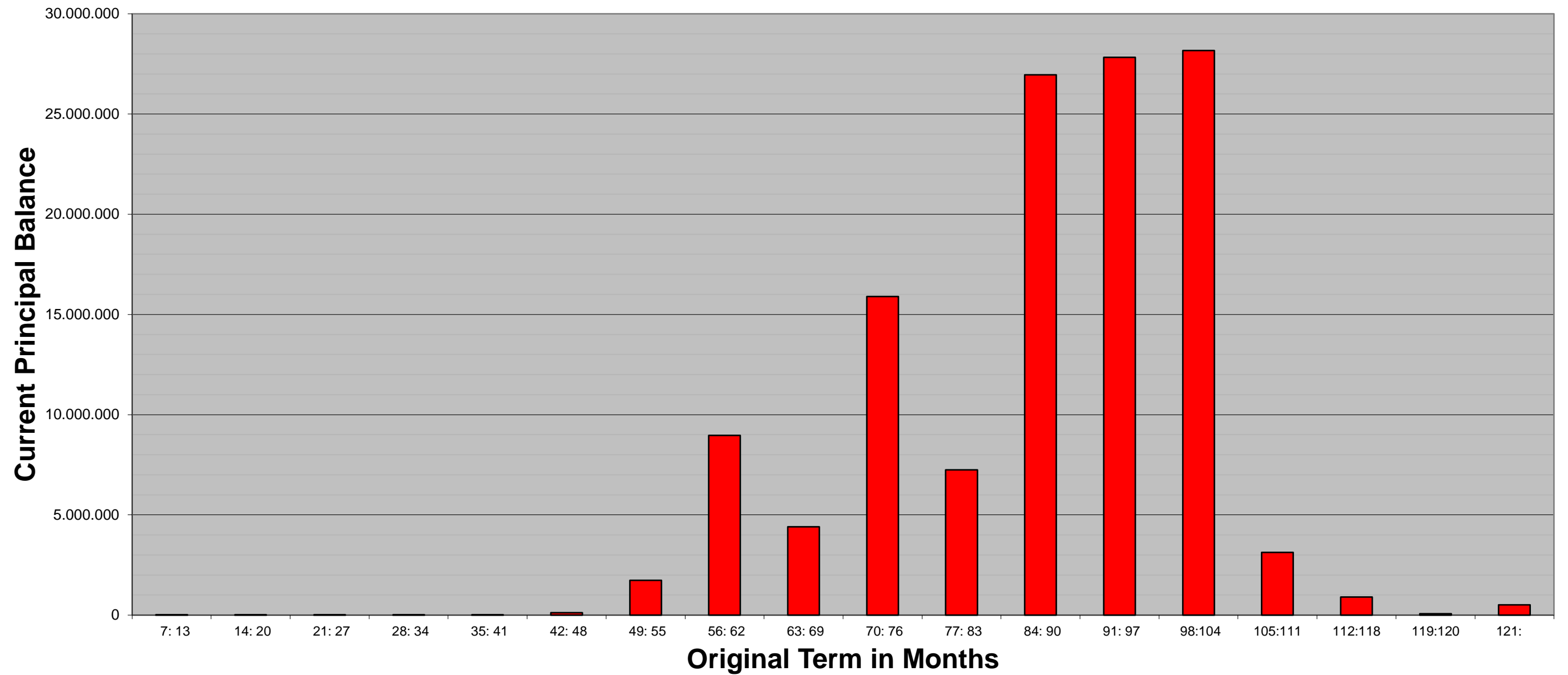
Statistics

WA Original Term	87,20
------------------	-------

**SC Germany Consumer 2016-1
Monthly Investor Report**

16.1 Original Term (Graph)

Reporting Date			09.07.2020			
Payment Date			13.07.2020			
Period No			46			
Monthly Period			Jul 2020			
Interest Period	from	15.06.2020	to	13.07.2020	=	28 days
Collection Period	from	01.06.2020	to	30.06.2020		



**SC Germany Consumer 2016-1
Monthly Investor Report**

17. Loan Concentration



Reporting Date			09.07.2020			
Payment Date			13.07.2020			
Period No			46			
Monthly Period			Jul 2020			
Interest Period	from	15.06.2020	to	13.07.2020	=	28 days
Collection Period	from	01.06.2020	to	30.06.2020		

<i>Loan Concentration</i>	<i>Current Principal Balance in EUR</i>	<i>Percentage of Total Balance</i>	<i>Number of Loans</i>	<i>Percentage of Total Loans</i>	<i>Number of Debtors</i>	<i>Percentage of Total Debtors</i>
1: 1	125.446.598,08	99,62%	19.966	99,16%	19.966	99,59%
2: 2	455.421,50	0,36%	154	0,76%	77	0,38%
3: 3	16.783,49	0,01%	12	0,06%	4	0,02%
4: 4	2.948,24	0,00%	4	0,02%	1	0,00%
Total	125.921.751,31	100,00%	20.136	100,00%	20.048	100,00%

**SC Germany Consumer 2016-1
Monthly Investor Report**

18. Priority of Payments + Transaction Costs



Reporting Date	09.07.2020	
Payment Date	13.07.2020	
Period No	46	
Monthly Period	Jul 2020	
Interest Period	from 15.06.2020	to 13.07.2020 = 28 days
Collection Period	from 01.06.2020	to 30.06.2020

Priority of Payments

Available Distribution Amount		7.631.379,92 €
Senior Expenses	-	5.355,00 €
Net Swap Payments	-	1.930,75 €
Interest Notes Class A	-	2.161,72 €
Interest Notes Class B	-	21.841,92 €
Interest Notes Class C	-	21.933,96 €
Interest Notes Class D	-	39.743,23 €
Interest Notes Class E	-	219.813,30 €
Replenishment	-	- €
Payments to Purchase Shortfall Account	-	48,23 €
Principal Payments Class A	-	6.798.100,76 €
Principal Payments Class B	-	- €
Principal Payments Class C	-	- €
Principal Payments Class D	-	- €
Principal Payments Class E	-	- €
Payments to Commingling Reserve Ledger	-	n/a
Payments to Set-Off Reserve Ledger	-	n/a
Payments to Seller	=	520.451,05 €

Transaction Costs

	All notes	Class A	Class B	Class C	Class D	Class E
Senior Expenses	- 5.355,00 €					
Interest accrued for the Period	- 305.494,13 €	- 2.161,72 €	- 21.841,92 €	- 21.933,96 €	- 39.743,23 €	- 219.813,30 €
Cumulative Interest accrued	- 17.150.245,12 €	- 2.002.706,42 €	- 1.080.311,04 €	- 1.084.918,86 €	- 2.003.755,55 €	- 10.978.553,25 €
Interest Payments	- 305.494,13 €	- 2.161,72 €	- 21.841,92 €	- 21.933,96 €	- 39.743,23 €	- 219.813,30 €
Cumulative Interest Payments	- 17.150.245,12 €	- 2.002.706,42 €	- 1.080.311,04 €	- 1.084.918,86 €	- 2.003.755,55 €	- 10.978.553,25 €
Unpaid Interest for the Period	- €					
Cumulative Unpaid Interest	- €					

**SC Germany Consumer 2016-1
Monthly Investor Report**

19. Swap Counterparty



Reporting Date	09.07.2020				
Payment Date	13.07.2020				
Period No	46				
Monthly Period	Jul 2020				
Interest Period	from	15.06.2020	to	13.07.2020	= 28 days
Collection Period	from	01.06.2020	to	30.06.2020	

Swap Counterparty

Swap Counterparty Banco Santander S.A., London Branch
Swap Rating Trigger Breach no

Rating Trigger & Current Ratings	Consequenses	DBRS			S & P			Trigger breach
		Long Term	Short Term	Outlook	Long Term	Short Term	Outlook	
1st Rating Trigger	Collateral, Guarantee or Replacement	BBB	R-1M		BB	A-1		no
Current Counterparty Ratings		AH	R-1M	STABLE	A	A-1	NEG	

Current Swap Data

Swap Type Fixed Floating Interest Rate Swap
Notional Amount 42.799.948,55 €
Fixed Rate -0,4200%
Floating Rate (Euribor) -0,4780%
Net Swap Payments - 1.930,75 €
Notional Amount next period 42.799.951,77 €

Swap Counterparty Details

Banco Santander S.A., London Branch
FI Structuring
2 Triton Square
Regent's Place
London, NW1 3AN
United Kingdom

Counterparty Replacement

Old Counterparty Abbey National Treasury Services plc
Current Counterparty Banco Santander S.A., London Branch

Ratings as of 30.06.2020, data source: Bloomberg

**SC Germany Consumer 2016-1
Monthly Investor Report**

20. Retention



Reporting Date	09.07.2020				
Payment Date	13.07.2020				
Period No	46				
Monthly Period	Jul 2020				
Interest Period	from	15.06.2020	to	13.07.2020	= 28 days
Collection Period	from	01.06.2020	to	30.06.2020	

Santander Consumer Bank AG confirms its compliance to have continuously retained a net economic interest in the SC Germany Consumer 2016-1 securitisation transaction of at least 5% of the securitised Purchased Receivables pursuant to Art. 405 of the CRR (Regulation (EU) No 575/2013 of the European Parliament and of the Council of 26 June 2013) by retaining no less than 5 % of the nominal value of each of the tranches sold or transferred to the investors.

Outstanding Balance of the Class A Notes as of the Offer Date:	635.800.000,00 €
Outstanding Balance of the retained Class A Notes as of the Offer Date:	635.800.000,00 €
Outstanding Balance of the Class A Notes as of the end of the Monthly Period:	11.721.799,54 €
Outstanding Balance of the retained Class A Notes of the end of the Monthly Period:	11.721.799,54 €
Outstanding Balance of the Class B Notes as of the Offer Date:	43.200.000,00 €
Outstanding Balance of the retained Class B Notes as of the Offer Date:	43.200.000,00 €
Outstanding Balance of the Class B Notes as of the end of the Monthly Period:	43.200.000,00 €
Outstanding Balance of the retained Class B Notes of the end of the Monthly Period:	43.200.000,00 €
Outstanding Balance of the Class C Notes as of the Offer Date:	28.200.000,00 €
Outstanding Balance of the retained Class C Notes as of the Offer Date:	28.200.000,00 €
Outstanding Balance of the Class C Notes as of the end of the Monthly Period:	28.200.000,00 €
Outstanding Balance of the retained Class C Notes of the end of the Monthly Period:	28.200.000,00 €
Outstanding Balance of the Class D Notes as of the Offer Date:	11.300.000,00 €
Outstanding Balance of the retained Class D Notes as of the Offer Date:	600.000,00 €
Outstanding Balance of the Class D Notes as of the end of the Monthly Period:	11.300.000,00 €
Outstanding Balance of the retained Class D Notes of the end of the Monthly Period:	600.000,00 €
Outstanding Balance of the Class E Notes as of the Offer Date:	31.500.000,00 €
Outstanding Balance of the retained Class E Notes as of the Offer Date:	1.600.000,00 €
Outstanding Balance of the Class E Notes as of the end of the Monthly Period:	31.500.000,00 €
Outstanding Balance of the retained Class E Notes of the end of the Monthly Period:	1.600.000,00 €

**SC Germany Consumer 2016-1
Monthly Investor Report**

21. Counterparties



Reporting Date	09.07.2020				
Payment Date	13.07.2020				
Period No	46				
Monthly Period	Jul 2020				
Interest Period	from	15.06.2020	to	13.07.2020	= 28 days
Collection Period	from	01.06.2020	to	30.06.2020	

Join Lead Managers:

UniCredit Bank AG
Arabellastraße 12
81925 München
Germany

Banco Santander S.A.
Santander Global Banking and Markets
2 Triton Square
Regent's Place
London NW1 3AN
United Kingdom

Paying Agent:

Bank of New York Mellon
Corporate Trust Administration
One Canada Square
London E14 5AL
England

Transaction Account:

Bank of New York Mellon
Messeturm
Friedrich-Ebert-Anlage 49
60327 Frankfurt am Main
Germany

Transaction Security Trustee:

Wilmington Trust (London) Limited
Third Floor, 1 King's Arms Yard
London EC2R 7AF
United Kingdom

Data Trustee:

Wilmington Trust (London) Limited
Third Floor, 1 King's Arms Yard
London EC2R 7AF
United Kingdom

Rating Agencies:

Standard & Poor's Ratings Services
Structured Finance
20 Canada Square
E14 5LH London
United Kingdom

DBRS
Surveillance Team
1 Minster Court
London EC3R 7AA
United Kingdom

DBRS			S & P			Counterparty status
Long Term	Short Term	Outlook	Long Term	Short Term	Outlook	
-	-	-	BBB+	A-2	NEG	performing
AH	R-1M	STABLE	A	A-1	NEG	performing
AAH	R-1H	STABLE	AA-	A-1+	STABLE	performing
AAH	R-1H	STABLE	AA-	A-1+	STABLE	performing
-	-	-	-	-	-	performing
-	-	-	-	-	-	performing

Ratings as of 30.06.2020, data source: Bloomberg

**SC Germany Consumer 2016-1
Monthly Investor Report**

22. Issuer Information



Reporting Date		09.07.2020				
Payment Date		13.07.2020				
Period No		46				
Monthly Period		13.07.2020				
Interest Period	from	15.06.2020	to	13.07.2020	=	28 days
Collection Period	from	01.06.2020	to	30.06.2020		

Deal Name: SC Germany Consumer 2016-1

Issuer: SC Germany Consumer 2016-1 UG (haftungsbeschränkt)
The Managing Directors
Steinweg 3-5
60313 Frankfurt am Main
Germany
eMail fradirectors@wilmingtontrust.com
fax +49 (0) 69 2992 5387

LEI: 529900I59NL2I7OQ7H90

Seller of the Receivables: Santander Consumer Bank AG

Servicer Name: Santander Consumer Bank AG

Reporting Entity: Santander Consumer Bank AG
Capital Markets
Santander-Platz 1
41061 Mönchengladbach
Germany
eMail abs_ger@santander.de
fax +49 (0) 2161 690 7077

SPV-Administrator: Wilmington Trust SP Services (Frankfurt) GmbH
Steinweg 3-5
60313 Frankfurt am Main
Germany
eMail fradirectors@wilmingtontrust.com
fax +49 (0) 69 2992 5387

**SC Germany Consumer 2016-1
Monthly Investor Report**

23. Santander Consumer Bank



Contact Details

Capital Markets

Tomasz Osipowicz +49-2161-690-7046
 Robert Westermann +49-2161-690-7424
 Michael Evers +49-2161-690-5761
 Bastian Menges +49-2161-690-7085
 Stefan Zilligen +49-2161-690-6069
 Team ABS

tomasz.osipowicz@santander.de
robert.westermann@santander.de
michael.evers@santander.de
bastian.menges@santander.de
stefan.zilligen@santander.de
abs_ger@santander.de

Reporting Date	09.07.2020				
Payment Date	13.07.2020				
Period No	46				
Monthly Period	Jul 2020				
Interest Period	from	15.06.2020	to	13.07.2020	= 28 days
Collection Period	from	01.06.2020	to	30.06.2020	

Ratings Santander

Banco Santander S.A.

Santander Consumer Finance S.A.

Santander Consumer Bank AG

DBRS			S & P		
Long Term	Short Term	Outlook	Long Term	Short Term	Outlook
AH	R-1M	STABLE	A	A-1	NEG
-	-	-	A-	A-2	NEG
-	-	-	A-	A-2	NEG

Ratings as of 30.06.2020, data source: Bloomberg

**SC Germany Consumer 2016-1
Monthly Investor Report**

24. Glossary



Reporting Date		09.07.2020				
Payment Date		13.07.2020				
Period No		46				
Monthly Period		Jul 2020				
Interest Period	from	15.06.2020	to	13.07.2020	=	28 days
Collection Period	from	01.06.2020	to	30.06.2020		

Aggregate Outstanding Principal Amount:

Shall mean in respect of all Purchased Receivables at any time, the aggregate of the Outstanding Principal Amounts of all Purchased Receivables which, as of such time, are not defaulted receivables.

Defaulted Contracts/Defaults:

Shall mean as of any date, any purchased receivable which has been declared due and payable in full in accordance to the Credit and Collection Policy which in principal is between 120 and 180 calendar days after the due date.

Delinquent Receivable:

Shall mean as of any date, any purchased receivable which is more than 30 days overdue and not a defaulted contract.

Legal Maturity:

Final Payment date on which all outstanding notes will mature.

Expected Maturity:

Maturity date of the notes under the assumption of inter alia (a) a 30% constant prepayment rate, (b) an exercised Clean-Up Call at 10%, and (c) 0% cumulative gross losses.

Payment Protection Insurance:

Insurance, composed of life insurance and/or accident insurance and/or temporary disability insurance and/or unemployment insurance, which covers the risk that a Debtor in its capacity as insured person is unable to pay the Loan Instalments owed by such Debtor life insurance

Recoveries:

Any amount received on defaulted contracts

Set-Off Reserve:

Protection against set-off risks due to deposits