

SC Germany Consumer 2016-1 Monthly Investor Report



SC Germany Consumer 2016-1 Monthly Investor Report

Cover Sheet Monthly Investor Report



Reporting Date	10.08.2017				
Payment Date	14.08.2017				
Period No	11				
Monthly Period	Aug 2017				
Interest Period from	13.07.2017	to	14.08.2017	=	32 days
Collection Period from	01.07.2017	to	31.07.2017		

Index

Page

1. Portfolio Information	1
2. Reserve Accounts	2
3. Performance Data	3
4. Concentration Limits	4
5. Outstanding Notes	5
6. Original Principal Balance	6
6.1 Original PB (Graph)	7
7. Current Principal Balance	8
7.1 Current PB (Graph)	9
8. Borrower Concentration	10
9. Geographical Distribution	11
9.1 Geographical (Graph)	12
10. Collateral	13
11. Insurances	14
12. Payment Methods	15
13. Customer Yield	16
13.1 Customer Yield (Graph)	17
14. Seasoning	18
14.1 Seasoning (Graph)	19
15. Remaining Term	20
15.1 Remaining Term (Graph)	21
16. Original Term	22
16.1 Original Term (Graph)	23
17. Loan Concentration	24
18. Priority of Payments + Transaction Costs	25
19. Swap Counterparty Data	26
20. Retention	27
21. Counterparties	28
22. Issuer Information	29
23. Santander Consumer Bank	28

**SC Germany Consumer 2016-1
Monthly Investor Report**

1. Portfolio Information



Reporting Date	10.08.2017	
Payment Date	14.08.2017	
Period No	11	
Monthly Period	Aug 2017	
Interest Period from	13.07.2017	to 14.08.2017 = 32 days
Collection Period from	01.07.2017	to 31.07.2017

	No. of Contracts	current period Aggregate Outstanding Principal Amount	previous period Aggregate Outstanding Principal Amount
Outstanding Receivables			
Beginning of Period		749.999.997,70 €	749.999.997,87 €
Scheduled Principal Payments		27.021.028,61 €	
Prepayment Principal		10.135.865,29 €	
Total Principal Collections		37.156.893,90 €	36.566.299,21 €
Total Interest Collections		3.971.442,38 €	3.980.533,33 €
Defaults		1.004.811,23 €	962.621,43 €
Replenishment Amount		38.161.703,55 €	37.528.920,47 €
End of Period	87.612	749.999.996,12 €	749.999.997,70 €
Purchase Shortfall Amount		3,88 €	2,30 €
Total Assets (End of Period)		750.000.000,00 €	750.000.000,00 €
Current Prepayment Rate (annualised)		15,1%	

SC Germany Consumer 2016-1
Monthly Investor Report

2. Reserve Accounts



Reporting Date	10.08.2017			
Payment Date	14.08.2017			
Period No	11			
Monthly Period	Aug 2017			
Interest Period from	13.07.2017	to	14.08.2017	= 32 days
Collection Period from	01.07.2017	to	31.07.2017	

Note Balance

Beginning of Period	750.000.000,00 €
End of Period	750.000.000,00 €

Reserve Accounts

	in %		Trigger Event y/n
Liquidity Reserve			
Beginning of Period	0,5%	3.750.000,00 €	
Cash Outflow		- €	
Cash Inflow		- €	
End of Period	0,5%	3.750.000,00 €	
Required Liquidity Reserve Fund	0,5%	3.750.000,00 €	
Commingling Reserve	in %		
Beginning of Period		n/a	no
Cash Outflow		n/a	
Cash Inflow		n/a	
End of Period		n/a	
Required Commingling Reserve Fund		n/a	
Set-Off Reserve	in %		
Beginning of Period		n/a	no
Cash Outflow		n/a	
Cash Inflow		n/a	
End of Period		n/a	
Required Set-Off Reserve Fund		n/a	
Current Set-Off Amount		n/a	
Set-Off Amount (per Loan)		n/a	
Set-Off Amount (in % of Outstanding Balance)		n/a	

**SC Germany Consumer 2016-1
Monthly Investor Report**

3. Performance Data



Reporting Date	10.08.2017				
Payment Date	14.08.2017				
Period No	11				
Monthly Period	Aug 2017				
Interest Period from	13.07.2017	to	14.08.2017	=	32 days
Collection Period from	01.07.2017	to	31.07.2017		

Note Balance

Beginning of Period	750.000.000,00 €
End of Period	750.000.000,00 €

Delinquency Data and Ratios

	3-MRA* / current ratio	Amount at risk	Overdue amount	Number of Loans
3-MRA* 31- 60 days past due				
31- 60 days past due period before previous period	0,38%	2.090.134,14 €	81.256,40 €	161
31- 60 days past due previous period		3.229.242,37 €	115.550,88 €	272
31- 60 days past due current period	0,42%	3.151.861,33 €	104.116,32 €	240
3-MRA* 61-90 days past due				
61- 90 days past due period before previous period	0,20%	1.155.274,24 €	71.171,60 €	91
61- 90 days past due previous period		1.486.490,63 €	82.784,10 €	120
61- 90 days past due current period	0,23%	1.757.613,02 €	106.465,76 €	159
3-MRA* 91-120 days past due				
91- 120 days past due period before previous period	0,10%	648.046,93 €	53.898,46 €	63
91- 120 days past due previous period		784.343,11 €	64.379,66 €	75
91- 120 days past due current period	0,11%	824.445,15 €	66.126,93 €	75

Default Data and Ratios

	Amount	Number of Loans
Current Default		
Current Period Gross Default	1.004.811,23 €	
Current Period Recoveries	21.474,93 €	
Current Period Net Default	983.336,30 €	
New Number of Defaulted Contracts		84
Cumulative Default		
Cumulative Gross Default	7.334.351,81 €	
Cumulative Recoveries	71.742,85 €	
Cumulative Net Default	7.262.608,96 €	
Total Number of Defaulted Contracts		506

	3-MRA* / current ratio	Ratio
3-MRA* Annualised Loss Ratio (Neue Rechtsakten)		
Annualised Loss Ratio period before previous period	1,49%	1,41%
Annualised Loss Ratio previous period		1,50%
Annualised Loss Ratio current period	1,57%	1,57%
Principial Deficiency		
Principial Deficiency period before previous period		- €
Principial Deficiency previous period		- €
Principial Deficiency current period		- €

* 3-MRA stands for three months rolling average

**SC Germany Consumer 2016-1
Monthly Investor Report**

4. Concentration Limits



Reporting Date	10.08.2017			
Payment Date	14.08.2017			
Period No	11			
Monthly Period	Aug 2017			
Interest Period from	13.07.2017	to	14.08.2017	= 32 days
Collection Period from	01.07.2017	to	31.07.2017	

Portfolio Concentrations	Minimum-Trigger	Maximum-Trigger	Current Value	Trigger Breach
Average Yield (applicable for Total Portfolio)	6,20%	-	6,60%	no
Remaining Term (applicable for Total Portfolio)	-	68,50	59,15	no
Early Amortisation Events		Maximum-Trigger	Current Value	Trigger Breach
Cumulative Loss Ratio - prior to 30 September 2017		1,80%	0,66%	no
Purchase Shortfall Event				no
Period before previous period			5,24 €	
Previous period			2,13 €	
Current period			2,30 €	
Principal Deficiency Event			- €	no

**SC Germany Consumer 2016-1
Monthly Investor Report**

5. Outstanding Notes



Reporting Date	10.08.2017				
Payment Date	14.08.2017				
Period No	11				
Monthly Period	Aug 2017				
Interest Period from	13.07.2017	to	14.08.2017	=	32 days
Collection Period from	01.07.2017	to	31.07.2017		

1. Note Balance	All notes	Class A	Class B	Class C	Class D	Class E
-----------------	-----------	---------	---------	---------	---------	---------

General Note Information						
ISIN Code		XS1489761558	XS1489762366	XS1489762523	XS1489763091	XS1489763331
Currency		EUR	EUR	EUR	EUR	EUR
Initial Tranching	in %	84,8%	5,8%	3,8%	1,5%	4,2%
Legal Maturity		Sep 2029	Sep 2029	Sep 2029	Sep 2029	Sep 2029
Expected Maturity		Okt 2020	Apr 2021	Apr 2021	Apr 2021	Apr 2021
Original Rating (DBRS / S&P)		AA (sf) / AA (sf)	A (sf) / A (sf)	BBB (sf) / BBB(sf)	BB (sf) / BB (sf)	Not rated
Current Rating (DBRS / S&P)*		AA (sf) / AA (sf)	A (sf) / A (sf)	BBB (sf) / BBB(sf)	BB (sf) / BB (sf)	Not rated
Initial Notes Aggregate Principal Outstanding Balance	750.000.000,00 €	635.800.000,00 €	43.200.000,00 €	28.200.000,00 €	11.300.000,00 €	31.500.000,00 €
Initial Nominal per Note		100.000,00 €	100.000,00 €	100.000,00 €	100.000,00 €	100.000,00 €
Initial Number of Notes per Class		6.358	432	282	113	315

Current Note Information						
Class Principal Outstanding Balance Beginning of Period	750.000.000,00 €	635.800.000,00 €	43.200.000,00 €	28.200.000,00 €	11.300.000,00 €	31.500.000,00 €
Available Distribution Amount	41.149.813,51 €					
Replenishment	38.161.703,55 €					
Amortisation	0,00 €					
Redemption per Class	0,00 €	0,00 €	0,00 €	0,00 €	0,00 €	0,00 €
Redemption per Note		0,00 €	0,00 €	0,00 €	0,00 €	0,00 €
Class Principal Outstanding Balance End of Period	750.000.000,00 €	635.800.000,00 €	43.200.000,00 €	28.200.000,00 €	11.300.000,00 €	31.500.000,00 €
Current Tranching		84,8%	5,8%	3,8%	1,5%	4,2%
Current Pool Factor		1,00	1,00	1,00	1,00	1,00

2. Payments to Investors per Note	All notes	Class A	Class B	Class C	Class D	Class E
-----------------------------------	-----------	---------	---------	---------	---------	---------

Interest Rate Basis: 1 M-Euribor / Fixed / Floating	-0,374%	0,150%	0,650%	1,000%	+500 bps	+945 bps
DayCount Convention	32	act/360	act/360	act/360	act/360	act/360
Interest Days						
Principal Outstanding per Note Beginning of Period		100.000,00 €	100.000,00 €	100.000,00 €	100.000,00 €	100.000,00 €
> Principal Repayment per Note		0,00 €	0,00 €	0,00 €	0,00 €	0,00 €
Principal Outstanding per Note End of Period		100.000,00 €	100.000,00 €	100.000,00 €	100.000,00 €	100.000,00 €
> Interest accrued for the period		84.752,14 €	24.960,96 €	25.066,98 €	46.465,60 €	254.129,40 €
Interest Payment		84.752,14 €	24.960,96 €	25.066,98 €	46.465,60 €	254.129,40 €
Interest Payment per Note		13,33 €	57,78 €	88,89 €	411,20 €	806,76 €

3. Credit Enhancements	Class A	Class B	Class C	Class D	Class E
------------------------	---------	---------	---------	---------	---------

Initial total CE (Subordination, Reserve)	15,23%	9,47%	5,71%	4,20%	0,00%
Current CE (incl. Excess Spread)	21,18%	15,42%	11,66%	10,15%	5,95%
Current CE (excl. Excess Spread)	15,23%	9,47%	5,71%	4,20%	0,00%

* Last rating action as of 27.09.2016

**SC Germany Consumer 2016-1
Monthly Investor Report**

6. Original Principal Balance



Reporting Date	10.08.2017				
Payment Date	14.08.2017				
Period No	11				
Monthly Period	Aug 2017				
Interest Period	from	13.07.2017	to	14.08.2017	= 32 days
Collection Period	from	01.07.2017	to	31.07.2017	

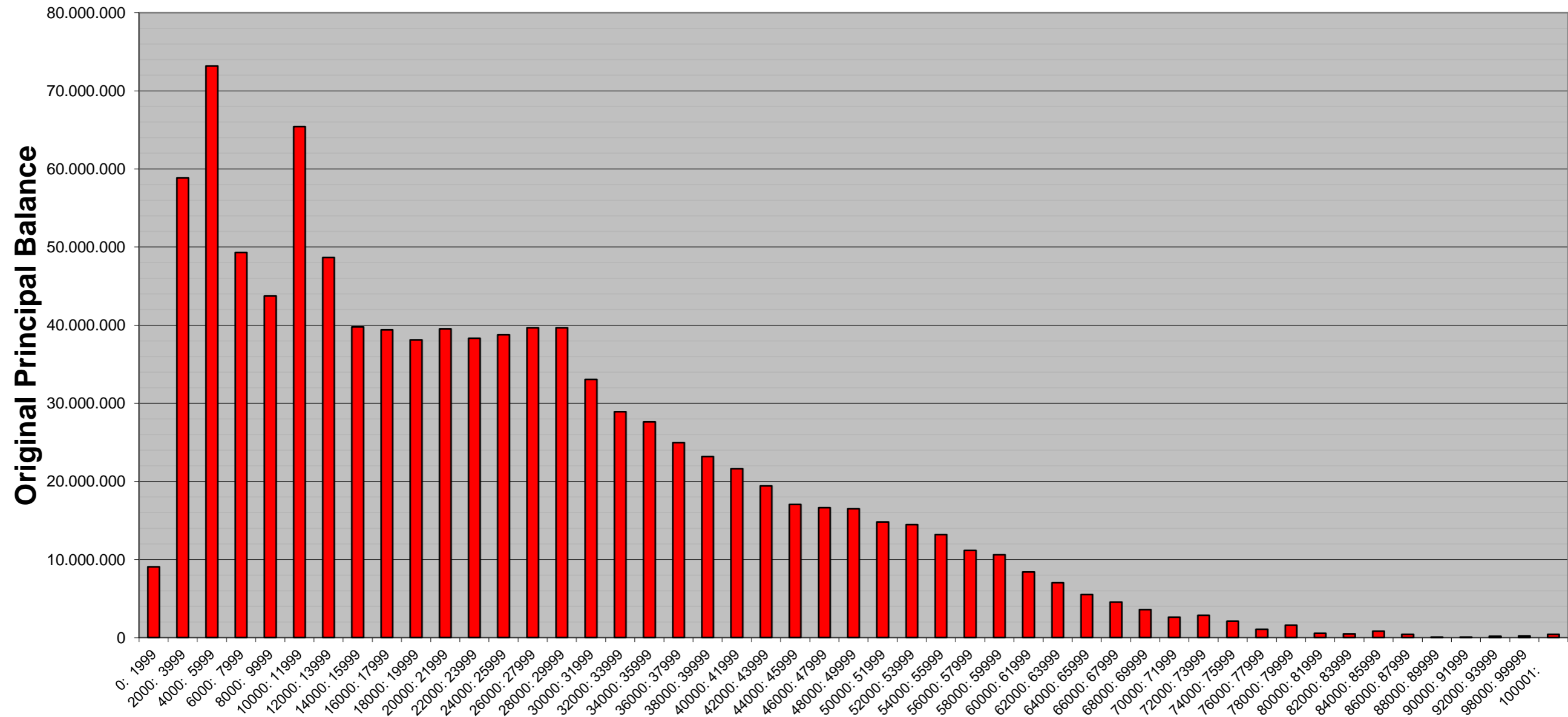
Original Principal Balance (Ranges in EUR)	Original Principal Balance in EUR	Percentage of Total Balance	Number of Loans	Percentage of Total Loans
0: 1999	9.078.479,53	0,91%	7.209	8,23%
2000: 3999	58.862.520,77	5,90%	20.459	23,35%
4000: 5999	73.181.402,67	7,34%	15.028	17,15%
6000: 7999	49.313.922,35	4,94%	7.237	8,26%
8000: 9999	43.745.491,73	4,39%	4.952	5,65%
10000: 11999	65.439.989,51	6,56%	6.123	6,99%
12000: 13999	48.666.186,96	4,88%	3.804	4,34%
14000: 15999	39.784.724,88	3,99%	2.656	3,03%
16000: 17999	39.386.847,76	3,95%	2.322	2,65%
18000: 19999	38.114.417,11	3,82%	2.010	2,29%
20000: 21999	39.532.894,71	3,96%	1.885	2,15%
22000: 23999	38.340.060,19	3,84%	1.669	1,90%
24000: 25999	38.777.231,03	3,89%	1.554	1,77%
26000: 27999	39.677.417,08	3,98%	1.470	1,68%
28000: 29999	39.653.760,09	3,98%	1.367	1,56%
30000: 31999	33.070.757,51	3,32%	1.068	1,22%
32000: 33999	28.925.830,61	2,90%	877	1,00%
34000: 35999	27.634.663,33	2,77%	790	0,90%
36000: 37999	24.986.042,88	2,50%	676	0,77%
38000: 39999	23.179.841,57	2,32%	595	0,68%
40000: 41999	21.636.492,04	2,17%	528	0,60%
42000: 43999	19.426.652,35	1,95%	452	0,52%
44000: 45999	17.051.041,11	1,71%	379	0,43%
46000: 47999	16.622.772,05	1,67%	354	0,40%
48000: 49999	16.504.072,87	1,65%	337	0,38%
50000: 51999	14.819.011,29	1,49%	291	0,33%
52000: 53999	14.460.879,79	1,45%	273	0,31%
54000: 55999	13.195.779,38	1,32%	240	0,27%
56000: 57999	11.168.337,10	1,12%	196	0,22%
58000: 59999	10.617.014,70	1,06%	180	0,21%
60000: 61999	8.397.739,25	0,84%	138	0,16%
62000: 63999	7.044.060,32	0,71%	112	0,13%
64000: 65999	5.526.243,75	0,55%	85	0,10%
66000: 67999	4.555.738,35	0,46%	68	0,08%
68000: 69999	3.584.837,03	0,36%	52	0,06%
70000: 71999	2.624.456,17	0,26%	37	0,04%
72000: 73999	2.848.079,33	0,29%	39	0,04%
74000: 75999	2.098.274,91	0,21%	28	0,03%
76000: 77999	1.076.542,60	0,11%	14	0,02%
78000: 79999	1.577.967,07	0,16%	20	0,02%
80000: 81999	568.514,68	0,06%	7	0,01%
82000: 83999	497.803,12	0,05%	6	0,01%
84000: 85999	849.403,82	0,09%	10	0,01%
86000: 87999	435.992,89	0,04%	5	0,01%
88000: 89999	89.807,17	0,01%	1	0,00%
90000: 91999	90.756,47	0,01%	1	0,00%
92000: 93999	184.886,13	0,02%	2	0,00%
98000: 99999	197.989,28	0,02%	2	0,00%
100001:	436.460,20	0,04%	4	0,00%
Total	997.540.087,49	100,00%	87.612	100,00%

Statistics	in EUR
Average Amount	11.385,88

**SC Germany Consumer 2016-1
Monthly Investor Report**

6.1 Original PB (Graph)

Reporting Date	10.08.2017	
Payment Date	14.08.2017	
Period No	11	
Monthly Period	Aug 2017	
Interest Period	from 13.07.2017	to 14.08.2017 = 32 days
Collection Period	from 01.07.2017	to 31.07.2017



**SC Germany Consumer 2016-1
Monthly Investor Report**

7. Current Principal Balance



Reporting Date	10.08.2017				
Payment Date	14.08.2017				
Period No	11				
Monthly Period	Aug 2017				
Interest Period	from	13.07.2017	to	14.08.2017	= 32 days
Collection Period	from	01.07.2017	to	31.07.2017	

<i>Current Principal Balance (Ranges in EUR)</i>	<i>Current Principal Balance in EUR</i>	<i>Percentage of Total Balance</i>	<i>Number of Loans</i>	<i>Percentage of Total Loans</i>
0: 1999	26.719.745,11	3,56%	26.552	30,31%
2000: 3999	46.091.951,35	6,15%	16.042	18,31%
4000: 5999	44.400.985,44	5,92%	9.049	10,33%
6000: 7999	43.734.531,81	5,83%	6.273	7,16%
8000: 9999	47.843.870,00	6,38%	5.363	6,12%
10000:11999	39.720.389,51	5,30%	3.633	4,15%
12000:13999	36.530.718,54	4,87%	2.811	3,21%
14000:15999	35.754.306,82	4,77%	2.388	2,73%
16000:17999	36.615.041,79	4,88%	2.156	2,46%
18000:19999	34.724.358,92	4,63%	1.828	2,09%
20000:21999	35.508.924,79	4,73%	1.692	1,93%
22000:23999	35.320.219,79	4,71%	1.535	1,75%
24000:25999	33.698.237,01	4,49%	1.348	1,54%
26000:27999	30.159.588,65	4,02%	1.118	1,28%
28000:29999	25.773.415,91	3,44%	889	1,01%
30000:31999	24.703.182,62	3,29%	798	0,91%
32000:33999	21.159.681,45	2,82%	642	0,73%
34000:35999	20.160.094,45	2,69%	576	0,66%
36000:37999	17.897.928,67	2,39%	484	0,55%
38000:39999	16.049.600,86	2,14%	412	0,47%
40000:41999	15.403.064,40	2,05%	376	0,43%
42000:43999	12.670.520,47	1,69%	295	0,34%
44000:45999	13.280.887,03	1,77%	295	0,34%
46000:47999	11.367.636,24	1,52%	242	0,28%
48000:49999	9.566.402,00	1,28%	195	0,22%
50000:51999	8.156.468,37	1,09%	160	0,18%
52000:53999	5.935.770,96	0,79%	112	0,13%
54000:55999	4.614.708,27	0,62%	84	0,10%
56000:57999	3.927.318,91	0,52%	69	0,08%
58000:59999	2.591.367,73	0,35%	44	0,05%
60000:61999	2.801.522,81	0,37%	46	0,05%
62000:63999	1.764.760,18	0,24%	28	0,03%
64000:65999	1.946.174,03	0,26%	30	0,03%
66000:67999	1.003.114,68	0,13%	15	0,02%
68000:69999	549.375,91	0,07%	8	0,01%
70000:71999	425.841,26	0,06%	6	0,01%
72000:73999	363.386,28	0,05%	5	0,01%
74000:75999	373.874,31	0,05%	5	0,01%
76000:77999	76.251,28	0,01%	1	0,00%
80001:	614.777,51	0,08%	7	0,01%
Total	749.999.996,12	100,00%	87.612	100,00%

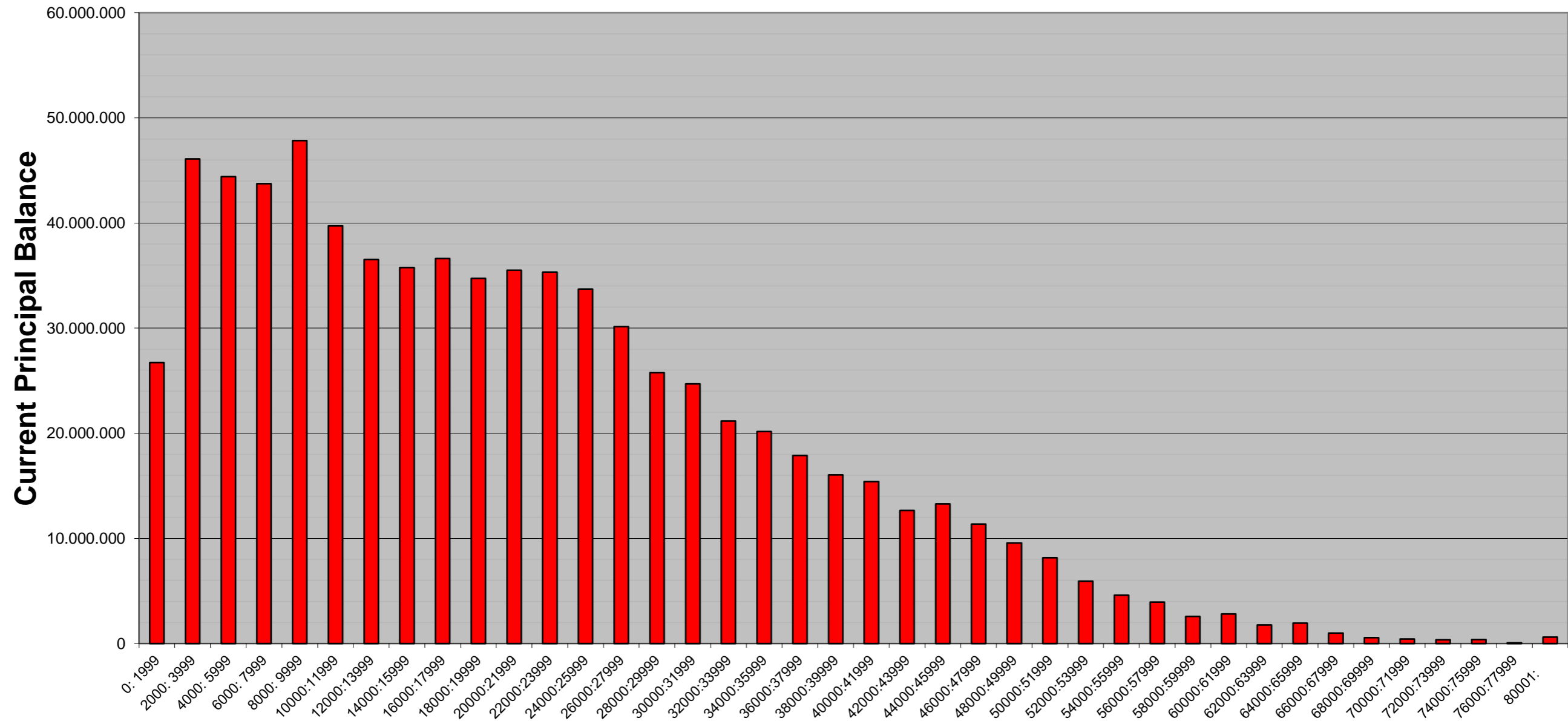
Statistics in EUR	
Average Amount	8.560,47

**SC Germany Consumer 2016-1
Monthly Investor Report**

7.1 Current PB (Graph)



Reporting Date			10.08.2017		
Payment Date			14.08.2017		
Period No			11		
Monthly Period			Aug 2017		
Interest Period	from	13.07.2017	to	14.08.2017	= 32 days
Collection Period	from	01.07.2017	to	31.07.2017	



**SC Germany Consumer 2016-1
Monthly Investor Report**

8. Borrower Concentration



Reporting Date	10.08.2017			
Payment Date	14.08.2017			
Period No	11			
Monthly Period	Aug 2017			
Interest Period	from	13.07.2017	to	14.08.2017 = 32 days
Collection Period	from	01.07.2017	to	31.07.2017

No	Current Principal Balance in EUR	Percentage of Total Balance	Number of Loans
1	97.473,19	0,0130%	1
2	91.364,40	0,0122%	1
3	90.802,96	0,0121%	1
4	87.700,69	0,0117%	1
5	83.697,21	0,0112%	1
6	82.692,20	0,0110%	1
7	81.046,86	0,0108%	1
8	76.251,28	0,0102%	1
9	75.641,34	0,0101%	1
10	75.137,49	0,0100%	1
11	74.912,47	0,0100%	1
12	74.131,58	0,0099%	1
13	74.051,43	0,0099%	1
14	73.987,98	0,0099%	1
15	73.179,92	0,0098%	1
16	72.098,99	0,0096%	1
17	72.065,17	0,0096%	1
18	72.054,22	0,0096%	1
19	71.797,53	0,0096%	1
20	71.588,97	0,0095%	1
21	71.094,13	0,0095%	1
22	70.700,49	0,0094%	1
23	70.644,02	0,0094%	1
24	70.016,12	0,0093%	1
25	69.882,27	0,0093%	1
	1.924.012,91	0,2565%	25

**SC Germany Consumer 2016-1
Monthly Investor Report**

9. Geographical Distribution



Reporting Date	10.08.2017	
Payment Date	14.08.2017	
Period No	11	
Monthly Period	Aug 2017	
Interest Period	from 13.07.2017	to 14.08.2017 = 32 days
Collection Period	from 01.07.2017	to 31.07.2017

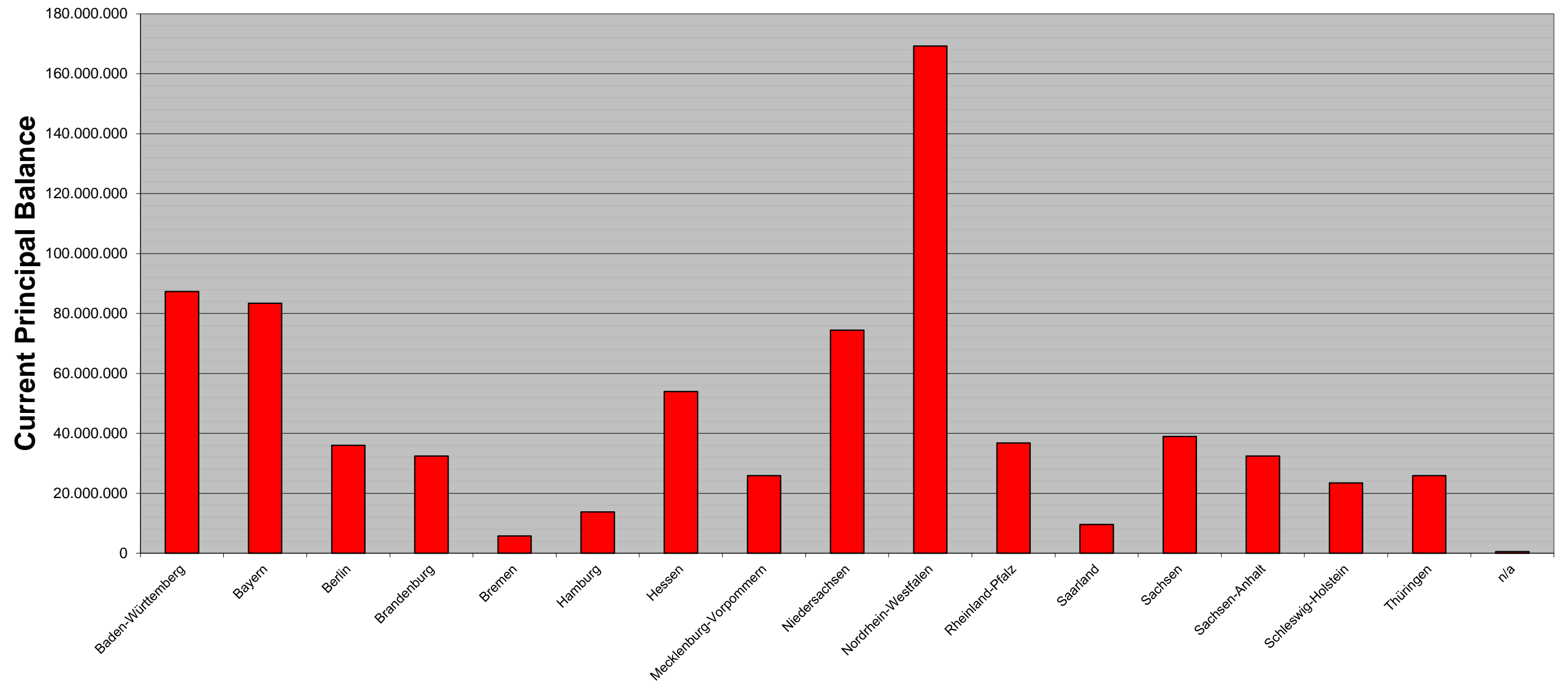
State	Current Principal Balance in EUR	Percentage of Total Balance	Number of Loans	Percentage of Total Loans
Baden-Württemberg	87.361.825,27	11,65%	10.430	11,90%
Bayern	83.445.453,21	11,13%	10.711	12,23%
Berlin	36.011.544,42	4,80%	4.342	4,96%
Brandenburg	32.445.661,86	4,33%	3.938	4,49%
Bremen	5.788.453,99	0,77%	687	0,78%
Hamburg	13.750.295,59	1,83%	1.687	1,93%
Hessen	53.983.304,79	7,20%	6.103	6,97%
Mecklenburg-Vorpomm	25.908.186,46	3,45%	2.771	3,16%
Niedersachsen	74.427.269,06	9,92%	8.507	9,71%
Nordrhein-Westfalen	169.261.912,91	22,57%	18.850	21,52%
Rheinland-Pfalz	36.758.446,39	4,90%	4.255	4,86%
Saarland	9.583.838,61	1,28%	1.055	1,20%
Sachsen	39.006.446,88	5,20%	4.691	5,35%
Sachsen-Anhalt	32.414.912,92	4,32%	3.490	3,98%
Schleswig-Holstein	23.459.609,01	3,13%	3.005	3,43%
Thüringen	25.854.516,85	3,45%	3.036	3,47%
n/a	538.317,90	0,07%	54	0,06%
Total	749.999.996,12	100,00%	87.612	100,00%

**SC Germany Consumer 2016-1
Monthly Investor Report**

9.1 Geographical Distribution (Graph)



Reporting Date			10.08.2017			
Payment Date			14.08.2017			
Period No			11			
Monthly Period			Aug 2017			
Interest Period	from	13.07.2017	to	14.08.2017	=	32 days
Collection Period	from	01.07.2017	to	31.07.2017		



**SC Germany Consumer 2016-1
Monthly Investor Report**

10. Collateral



Reporting Date			10.08.2017		
Payment Date			14.08.2017		
Period No			11		
Monthly Period			Aug 2017		
Interest Period	from	13.07.2017	to	14.08.2017	= 32 days
Collection Period	from	01.07.2017	to	31.07.2017	

<i>Collateral</i>	<i>Current Principal Balance in EUR</i>	<i>Percentage of Total Balance</i>	<i>Number of Loans</i>	<i>Percentage of Total Loans</i>
secured	169.343.853,72	22,58%	7.552	8,62%
unsecured	580.656.142,40	77,42%	80.060	91,38%
Total	749.999.996,12	100,00%	87.612	100,00%

**SC Germany Consumer 2016-1
Monthly Investor Report**

11. Insurances



Reporting Date	10.08.2017				
Payment Date	14.08.2017				
Period No	11				
Monthly Period	Aug 2017				
Interest Period	from	13.07.2017	to	14.08.2017	= 32 days
Collection Period	from	01.07.2017	to	31.07.2017	

<i>Payment Protection Insurance</i>	<i>Current Principal Balance in EUR</i>	<i>Percentage of Total Balance</i>	<i>Number of Loans</i>	<i>Percentage of Total Loans</i>
No	129.221.140,44	17,23%	31.748	36,24%
Yes	620.778.855,68	82,77%	55.864	63,76%
Total	749.999.996,12	100,00%	87.612	100,00%

**SC Germany Consumer 2016-1
Monthly Investor Report**

12. Payment Methods



Reporting Date			10.08.2017			
Payment Date			14.08.2017			
Period No			11			
Monthly Period			Aug 2017			
Interest Period	from	13.07.2017	to	14.08.2017	=	32 days
Collection Period	from	01.07.2017	to	31.07.2017		

<i>Payment Method</i>	<i>Current Principal Balance in EUR</i>	<i>Percentage of Total Balance</i>	<i>Number of Loans</i>	<i>Percentage of Total Loans</i>
Direct Debit	730.887.105,48	97,45%	86.095	98,27%
Other	19.112.890,64	2,55%	1.517	1,73%
Total	749.999.996,12	100,00%	87.612	100,00%

<i>Cycle of Payment</i>	<i>Current Principal Balance in EUR</i>	<i>Percentage of Total Balance</i>	<i>Number of Loans</i>	<i>Percentage of Total Loans</i>
15th of month	205.903.466,89	27,45%	24.520	27,99%
1st of month	544.096.529,23	72,55%	63.092	72,01%
Total	749.999.996,12	100,00%	87.612	100,00%

**SC Germany Consumer 2016-1
Monthly Investor Report**

13. Customer Yield



Reporting Date	10.08.2017	
Payment Date	14.08.2017	
Period No	11	
Monthly Period	Aug 2017	
Interest Period	from 13.07.2017	to 14.08.2017 = 32 days
Collection Period	from 01.07.2017	to 31.07.2017

Yield Range *	Current Principal Balance in EUR	Percentage of Total Balance	Number of Loans	Percentage of Total Loans
0: 0	1.384.766,46	0,18%	2.128	2,43%
1: 1	12.707.785,02	1,69%	11.286	12,88%
2: 2	21.243.854,07	2,83%	10.080	11,51%
3: 3	104.392.466,21	13,92%	15.855	18,10%
4: 4	77.722.351,55	10,36%	6.192	7,07%
5: 5	102.074.880,00	13,61%	7.396	8,44%
6: 6	90.968.554,79	12,13%	6.445	7,36%
7: 7	182.243.355,58	24,30%	14.360	16,39%
8: 8	96.684.373,82	12,89%	8.620	9,84%
9: 9	53.808.967,41	7,17%	4.491	5,13%
10:10	5.559.408,09	0,74%	599	0,68%
11:11	818.997,15	0,11%	100	0,11%
12:12	351.014,34	0,05%	49	0,06%
13:13	30.106,57	0,00%	10	0,01%
14:14	9.115,06	0,00%	1	0,00%
Total	749.999.996,12	100,00%	87.612	100,00%

Statistics	in %
WA Interest	6,60%

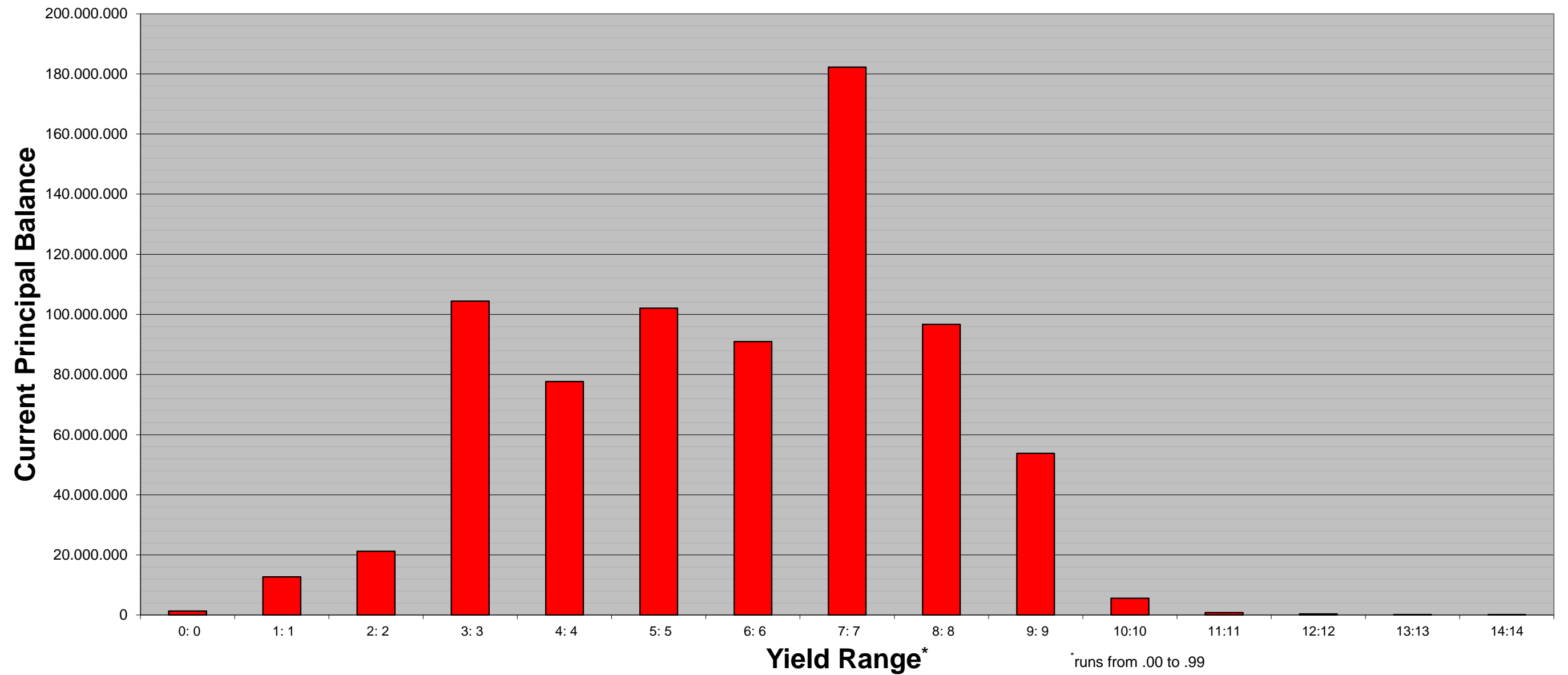
* runs from .00 to .99

**SC Germany Consumer 2016-1
Monthly Investor Report**

13.1 Customer Yield (Graph)



Reporting Date			10.08.2017		
Payment Date			14.08.2017		
Period No			11		
Monthly Period			Aug 2017		
Interest Period	from	13.07.2017	to	14.08.2017	= 32 days
Collection Period	from	01.07.2017	to	31.07.2017	



**SC Germany Consumer 2016-1
Monthly Investor Report**

14. Seasoning



Reporting Date			10.08.2017		
Payment Date			14.08.2017		
Period No			11		
Monthly Period			Aug 2017		
Interest Period	from	13.07.2017	to	14.08.2017	= 32 days
Collection Period	from	01.07.2017	to	31.07.2017	

Seasoning in Months	Current Principal Balance in EUR	Percentage of Total Balance	Number of Loans	Percentage of Total Loans
0: 2	114.275,44	0,02%	16	0,02%
3: 5	22.306.615,76	2,97%	2.453	2,80%
6: 8	49.963.019,70	6,66%	5.699	6,50%
9:11	85.500.843,39	11,40%	9.929	11,33%
12:14	149.965.097,81	20,00%	17.729	20,24%
15:17	203.130.096,80	27,08%	22.852	26,08%
18:20	102.570.476,64	13,68%	11.516	13,14%
21:23	61.966.179,01	8,26%	7.461	8,52%
24:26	21.771.990,48	2,90%	2.669	3,05%
27:29	15.832.645,77	2,11%	2.072	2,36%
30:32	9.939.457,64	1,33%	1.478	1,69%
33:35	12.654.565,65	1,69%	1.923	2,19%
36:38	8.989.983,80	1,20%	1.143	1,30%
39:41	2.260.324,37	0,30%	183	0,21%
42:44	283.632,28	0,04%	29	0,03%
45:47	880.768,50	0,12%	169	0,19%
48:50	129.337,49	0,02%	32	0,04%
51:53	233.781,06	0,03%	20	0,02%
54:56	111.527,95	0,01%	16	0,02%
57:59	168.662,14	0,02%	27	0,03%
60:62	230.197,78	0,03%	29	0,03%
63:65	157.460,14	0,02%	29	0,03%
66:68	140.921,09	0,02%	23	0,03%
69:71	147.785,26	0,02%	21	0,02%
72:74	210.441,22	0,03%	32	0,04%
75:77	202.827,37	0,03%	31	0,04%
78:80	75.553,13	0,01%	15	0,02%
81:	61.528,45	0,01%	16	0,02%
Total	749.999.996,12	100,00%	87.612	100,00%

Statistics

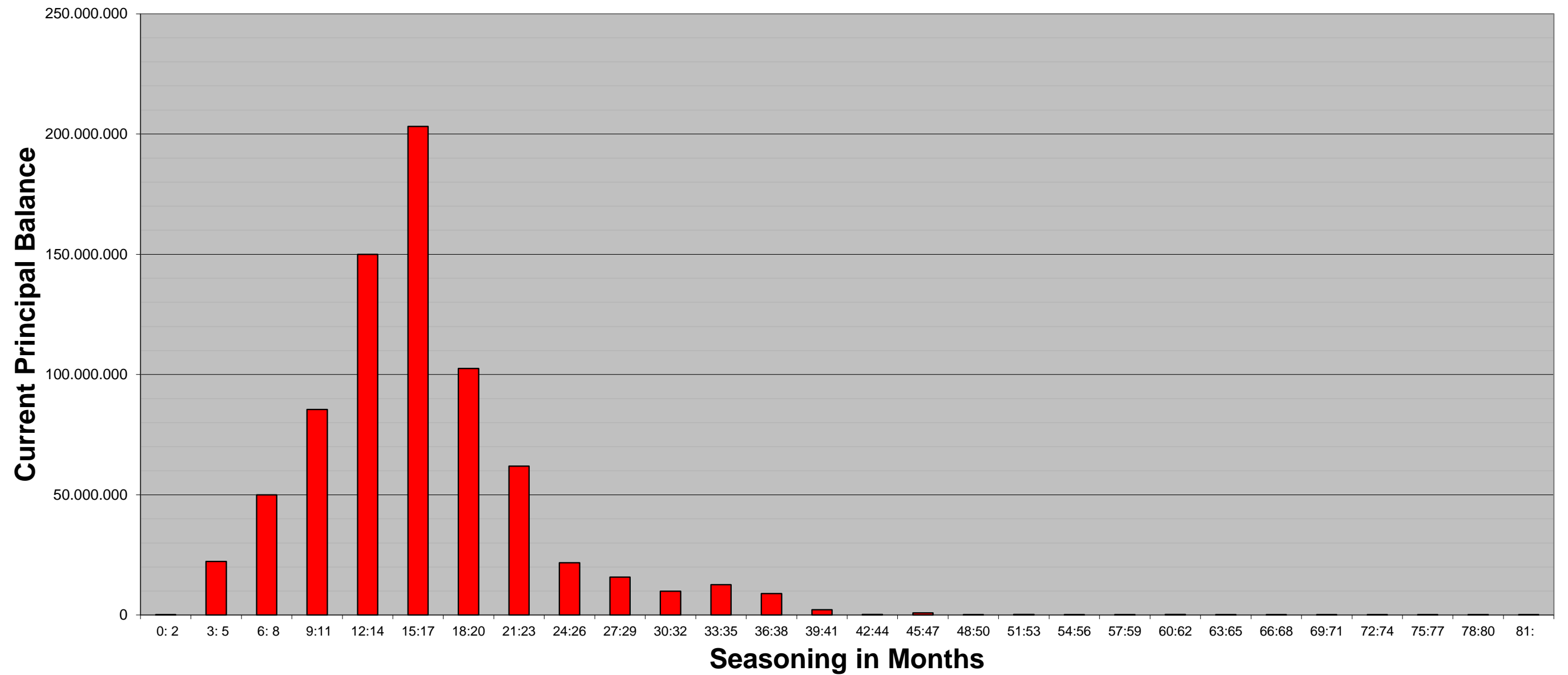
WA Seasoning	16,16
--------------	-------

**SC Germany Consumer 2016-1
Monthly Investor Report**

14.1 Seasoning (Graph)



Reporting Date			10.08.2017			
Payment Date			14.08.2017			
Period No			11			
Monthly Period			Aug 2017			
Interest Period	from	13.07.2017	to	14.08.2017	=	32 days
Collection Period	from	01.07.2017	to	31.07.2017		



**SC Germany Consumer 2016-1
Monthly Investor Report**

15. Remaining Term



Reporting Date	10.08.2017					
Payment Date	14.08.2017					
Period No	11					
Monthly Period	Aug 2017					
Interest Period	from	13.07.2017	to	14.08.2017	=	32 days
Collection Period	from	01.07.2017	to	31.07.2017		

<i>Remaining Term in Months</i>	<i>Current Principal Balance in EUR</i>	<i>Percentage of Total Balance</i>	<i>Number of Loans</i>	<i>Percentage of Total Loans</i>
0: 6	2.819.410,03	0,38%	6.485	7,40%
7: 13	11.905.990,22	1,59%	8.494	9,70%
14: 20	21.428.376,83	2,86%	9.832	11,22%
21: 27	34.919.754,47	4,66%	10.974	12,53%
28: 34	38.416.179,42	5,12%	7.630	8,71%
35: 41	45.899.767,79	6,12%	6.001	6,85%
42: 48	67.252.716,34	8,97%	6.914	7,89%
49: 55	69.852.537,42	9,31%	5.365	6,12%
56: 62	85.474.575,83	11,40%	5.416	6,18%
63: 69	92.270.454,35	12,30%	5.436	6,20%
70: 76	93.004.902,35	12,40%	5.477	6,25%
77: 83	116.817.446,01	15,58%	6.055	6,91%
84: 90	59.723.365,88	7,96%	3.025	3,45%
91: 97	10.155.869,93	1,35%	506	0,58%
98:104	19.020,81	0,00%	1	0,00%
105:108	39.628,44	0,01%	1	0,00%
Total	749.999.996,12	100,00%	87.612	100,00%

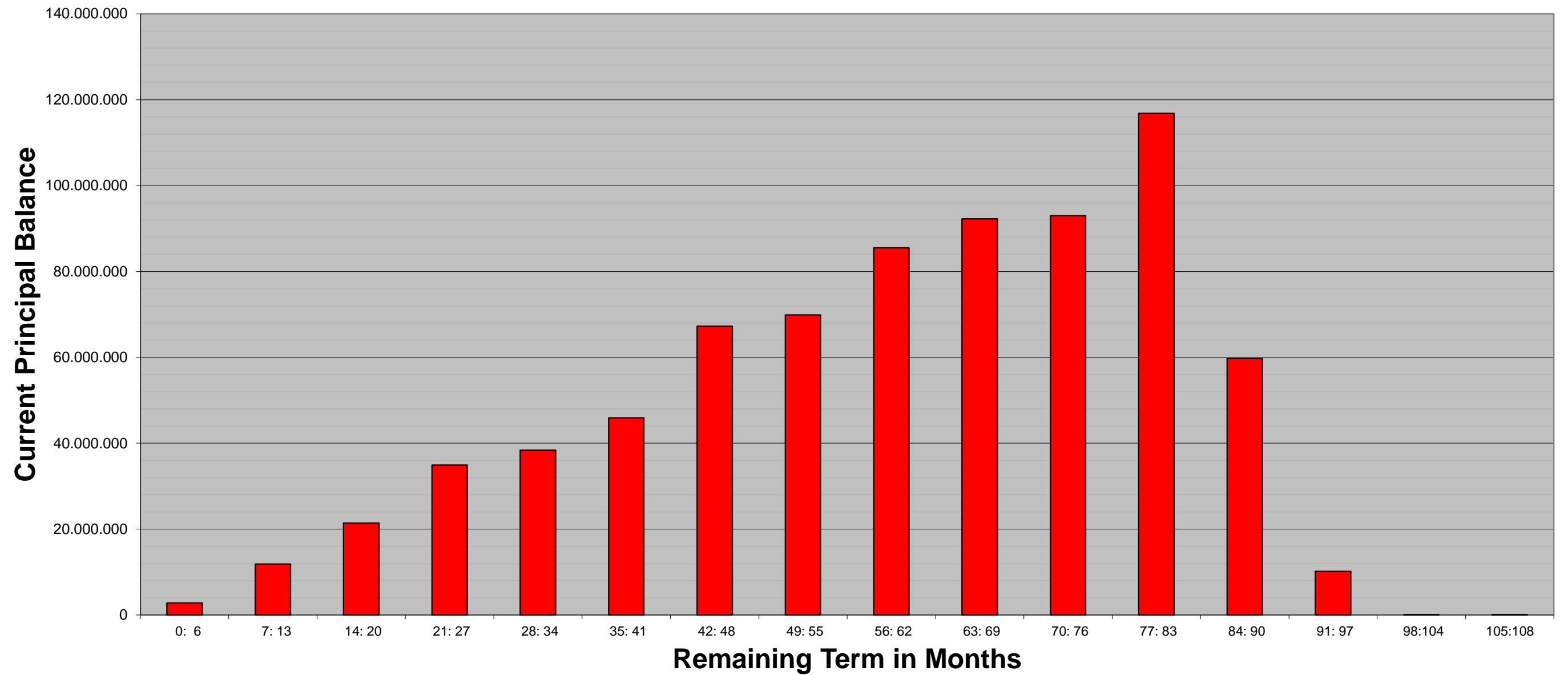
Statistics

WA Remaining Term	59,15
-------------------	-------

**SC Germany Consumer 2016-1
Monthly Investor Report**

15.1 Remaining Term (Graph)

Reporting Date	10.08.2017				
Payment Date	14.08.2017				
Period No	11				
Monthly Period	Aug 2017				
Interest Period	from	13.07.2017	to	14.08.2017	= 32 days
Collection Period	from	01.07.2017	to	31.07.2017	



**SC Germany Consumer 2016-1
Monthly Investor Report**

16. Original Term



Reporting Date	10.08.2017			
Payment Date	14.08.2017			
Period No	11			
Monthly Period	Aug 2017			
Interest Period	from	13.07.2017	to	14.08.2017
Collection Period	from	01.07.2017	to	31.07.2017
			=	32 days

<i>Original Term in Months</i>	<i>Current Principal Balance in EUR</i>	<i>Percentage of Total Balance</i>	<i>Number of Loans</i>	<i>Percentage of Total Loans</i>
0: 6	614,86	0,00%	9	0,01%
7: 13	606.213,79	0,08%	1.150	1,31%
14: 20	2.472.879,57	0,33%	3.241	3,70%
21: 27	13.512.944,35	1,80%	9.320	10,64%
28: 34	4.377.705,12	0,58%	1.347	1,54%
35: 41	49.465.215,79	6,60%	21.154	24,15%
42: 48	11.355.216,62	1,51%	1.844	2,10%
49: 55	54.769.243,29	7,30%	8.924	10,19%
56: 62	89.492.613,94	11,93%	10.058	11,48%
63: 69	34.151.323,31	4,55%	1.974	2,25%
70: 76	100.251.608,98	13,37%	6.858	7,83%
77: 83	39.238.757,40	5,23%	1.681	1,92%
84: 90	127.748.086,25	17,03%	8.371	9,55%
91: 97	119.486.675,21	15,93%	6.444	7,36%
98:104	100.496.755,40	13,40%	5.090	5,81%
105:111	2.242.358,65	0,30%	127	0,14%
112:118	161.933,68	0,02%	12	0,01%
119:120	47.213,62	0,01%	3	0,00%
121:	122.636,29	0,02%	5	0,01%
Total	749.999.996,12	100,00%	87.612	100,00%

Statistics

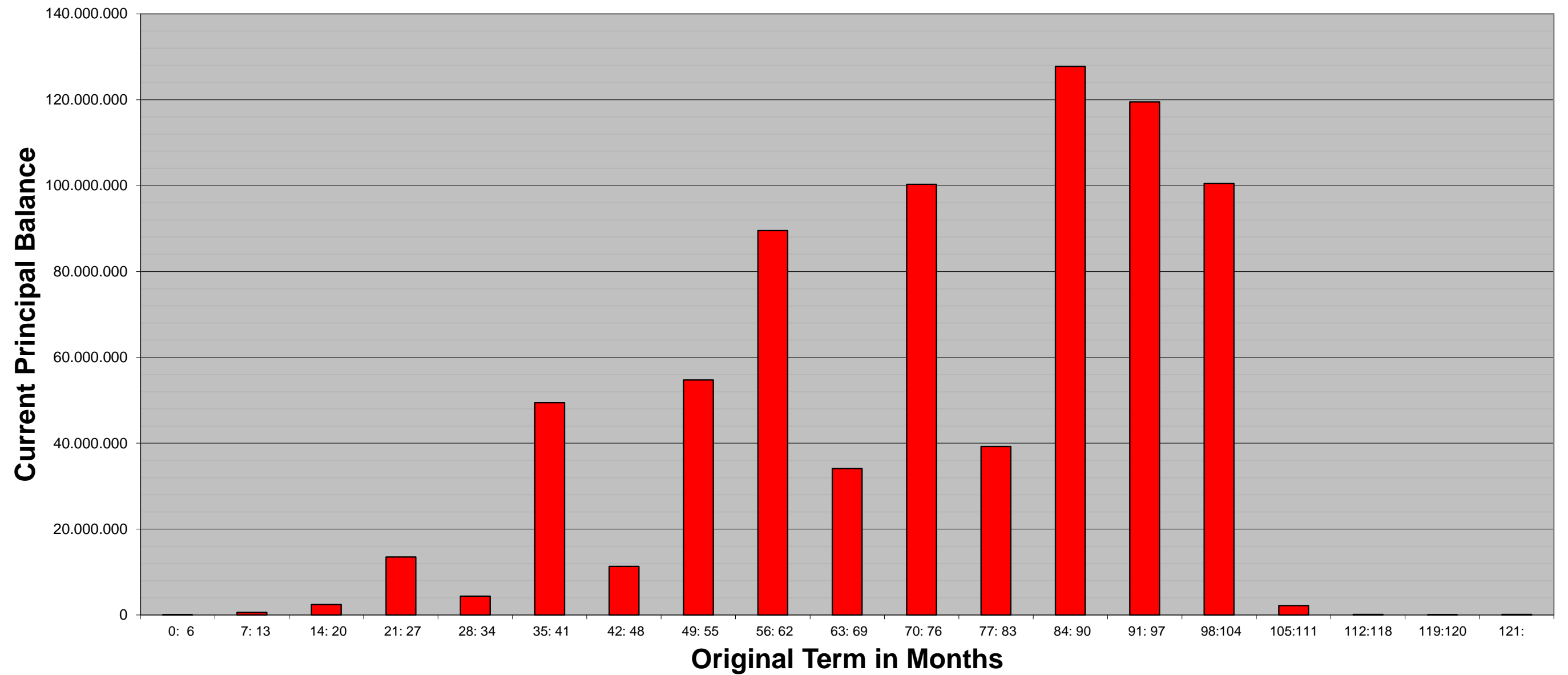
WA Original Term	75,32
------------------	-------

**SC Germany Consumer 2016-1
Monthly Investor Report**

16.1 Original Term (Graph)



Reporting Date			10.08.2017		
Payment Date			14.08.2017		
Period No			11		
Monthly Period			Aug 2017		
Interest Period	from	13.07.2017	to	14.08.2017	= 32 days
Collection Period	from	01.07.2017	to	31.07.2017	



**SC Germany Consumer 2016-1
Monthly Investor Report**

17. Loan Concentration



Reporting Date			10.08.2017			
Payment Date			14.08.2017			
Period No			11			
Monthly Period			Aug 2017			
Interest Period	from	13.07.2017	to	14.08.2017	=	32 days
Collection Period	from	01.07.2017	to	31.07.2017		

<i>Loan Concentration</i>	<i>Current Principal Balance in EUR</i>	<i>Percentage of Total Balance</i>	<i>Number of Loans</i>	<i>Percentage of Total Loans</i>	<i>Number of Debtors</i>	<i>Percentage of Total Debtors</i>
1: 1	742.773.204,35	99,04%	85.367	97,44%	85.367	98,76%
2: 2	6.848.824,47	0,91%	1.996	2,28%	998	1,15%
3: 3	330.238,28	0,04%	198	0,23%	66	0,08%
4: 4	35.823,79	0,00%	36	0,04%	9	0,01%
5: 5	11.905,23	0,00%	15	0,02%	3	0,00%
Total	749.999.996,12	100,00%	87.612	100,00%	86.443	100,00%

**SC Germany Consumer 2016-1
Monthly Investor Report**

18. Priority of Payments + Transaction Costs



Reporting Date	10.08.2017				
Payment Date	14.08.2017				
Period No	11				
Monthly Period	Aug 2017				
Interest Period	from	13.07.2017	to	14.08.2017	= 32 days
Collection Period	from	01.07.2017	to	31.07.2017	

Priority of Payments

Available Distribution Amount		41.149.813,51 €
Senior Expenses	-	19.969,71 €
Net Swap Payments	- -	1.750,05 €
Interest Notes Class A	-	84.752,14 €
Interest Notes Class B	-	24.960,96 €
Interest Notes Class C	-	25.066,98 €
Interest Notes Class D	-	46.465,60 €
Interest Notes Class E	-	254.129,40 €
Replenishment	-	38.161.703,55 €
Payments to Purchase Shortfall Account	-	3,88 €
Principal Payments Class A	-	- €
Principal Payments Class B	-	- €
Principal Payments Class C	-	- €
Principal Payments Class D	-	- €
Principal Payments Class E	-	- €
Payments to Commingling Reserve Ledger	-	n/a
Payments to Set-Off Reserve Ledger	-	n/a
Payments to Seller	=	2.534.511,34 €

Transaction Costs

	All notes	Class A	Class B	Class C	Class D	Class E
Senior Expenses	- 19.969,71 €					
Interest accrued for the Period	- 435.375,08 €	- 84.752,14 €	- 24.960,96 €	- 25.066,98 €	- 46.465,60 €	- 254.129,40 €
Cumulative Interest accrued	- 4.368.056,24 €	- 850.382,50 €	- 250.382,88 €	- 251.450,94 €	- 466.242,52 €	- 2.549.597,40 €
Interest Payments	- 435.375,08 €	- 84.752,14 €	- 24.960,96 €	- 25.066,98 €	- 46.465,60 €	- 254.129,40 €
Cumulative Interest Payments	- 4.368.056,24 €	- 850.382,50 €	- 250.382,88 €	- 251.450,94 €	- 466.242,52 €	- 2.549.597,40 €
Unpaid Interest for the Period	- €					
Cumulative Unpaid Interest	- €					

**SC Germany Consumer 2016-1
Monthly Investor Report**

19. Swap Counterparty



Reporting Date	10.08.2017				
Payment Date	14.08.2017				
Period No	11				
Monthly Period	Aug 2017				
Interest Period	from	13.07.2017	to	14.08.2017	= 32 days
Collection Period	from	01.07.2017	to	31.07.2017	

Swap Counterparty

Swap Counterparty Abbey National Treasury Services plc
Swap Rating Trigger Breach no

Rating Trigger & Current Ratings	Consequenses	DBRS			S & P			Trigger breach
		Long Term	Short Term	Outlook	Long Term	Short Term	Outlook	
1st Rating Trigger	Collateral, Guarantee or Replacement	BBB	-		BB	-		no
Current Counterparty Ratings		-	-	-	A	A-1	NEG	

Current Swap Data

Swap Type Fixed Floating Interest Rate Swap
Notional Amount 42.800.000,00 €
Fixed Rate -0,4200%
Floating Rate (Euribor) -0,3740%
Net Swap Payments 1.750,05 €
Notional Amount next period 42.800.000,00 €

Swap Counterparty Details

Abbey National Treasury Services plc
FI Structuring
2 Triton Square
Regent's Place
London, NW1 3AN
United Kingdom

Counterparty Replacement

Old Counterparty Abbey National Treasury Services plc
Current Counterparty Abbey National Treasury Services plc

Ratings as of 31.07.2017, data source: Bloomberg

**SC Germany Consumer 2016-1
Monthly Investor Report**

20. Retention



Reporting Date	10.08.2017				
Payment Date	14.08.2017				
Period No	11				
Monthly Period	Aug 2017				
Interest Period	from	13.07.2017	to	14.08.2017	= 32 days
Collection Period	from	01.07.2017	to	31.07.2017	

Santander Consumer Bank AG confirms its compliance to have continuously retained a net economic interest in the SC Germany Consumer 2016-1 securitisation transaction of at least 5% of the securitised Purchased Receivables pursuant to Art. 405 of the CRR (Regulation (EU) No 575/2013 of the European Parliament and of the Council of 26 June 2013) by retaining no less than 5 % of the nominal value of each of the tranches sold or transferred to the investors.

Outstanding Balance of the Class A Notes as of the Offer Date:	635.800.000,00 €
Outstanding Balance of the retained Class A Notes as of the Offer Date:	635.800.000,00 €
Outstanding Balance of the Class A Notes as of the end of the Monthly Period:	635.800.000,00 €
Outstanding Balance of the retained Class A Notes of the end of the Monthly Period:	635.800.000,00 €
Outstanding Balance of the Class B Notes as of the Offer Date:	43.200.000,00 €
Outstanding Balance of the retained Class B Notes as of the Offer Date:	43.200.000,00 €
Outstanding Balance of the Class B Notes as of the end of the Monthly Period:	43.200.000,00 €
Outstanding Balance of the retained Class B Notes of the end of the Monthly Period:	43.200.000,00 €
Outstanding Balance of the Class C Notes as of the Offer Date:	28.200.000,00 €
Outstanding Balance of the retained Class C Notes as of the Offer Date:	28.200.000,00 €
Outstanding Balance of the Class C Notes as of the end of the Monthly Period:	28.200.000,00 €
Outstanding Balance of the retained Class C Notes of the end of the Monthly Period:	28.200.000,00 €
Outstanding Balance of the Class D Notes as of the Offer Date:	11.300.000,00 €
Outstanding Balance of the retained Class D Notes as of the Offer Date:	600.000,00 €
Outstanding Balance of the Class D Notes as of the end of the Monthly Period:	11.300.000,00 €
Outstanding Balance of the retained Class D Notes of the end of the Monthly Period:	600.000,00 €
Outstanding Balance of the Class E Notes as of the Offer Date:	31.500.000,00 €
Outstanding Balance of the retained Class E Notes as of the Offer Date:	1.600.000,00 €
Outstanding Balance of the Class E Notes as of the end of the Monthly Period:	31.500.000,00 €
Outstanding Balance of the retained Class E Notes of the end of the Monthly Period:	1.600.000,00 €

**SC Germany Consumer 2016-1
Monthly Investor Report**

21. Counterparties



Reporting Date	10.08.2017				
Payment Date	14.08.2017				
Period No	11				
Monthly Period	Aug 2017				
Interest Period	from	13.07.2017	to	14.08.2017	= 32 days
Collection Period	from	01.07.2017	to	31.07.2017	

Join Lead Managers:

UniCredit Bank AG
Arabellastraße 12
81925 München
Germany

Banco Santander S.A.
Santander Global Banking and Markets
2 Triton Square
Regent's Place
London NW1 3AN
United Kingdom

Paying Agent:

Bank of New York Mellon
Corporate Trust Administration
One Canada Square
London E14 5AL
England

Transaction Account:

Bank of New York Mellon
Messeturm
Friedrich-Ebert-Anlage 49
60327 Frankfurt am Main
Germany

Transaction Security Trustee:

Wilmington Trust (London) Limited
Third Floor, 1 King's Arms Yard
London EC2R 7AF
United Kingdom

Data Trustee:

Wilmington Trust (London) Limited
Third Floor, 1 King's Arms Yard
London EC2R 7AF
United Kingdom

Rating Agencies:

Standard & Poor's Ratings Services
Structured Finance
20 Canada Square
E14 5LH London
United Kingdom

DBRS
Surveillance Team
1 Minster Court
London EC3R 7AA
United Kingdom

DBRS			S & P			Counterparty status
Long Term	Short Term	Outlook	Long Term	Short Term	Outlook	
-	-	-	BBB	A-2	DEVELOP	performing
A	R-1L	STABLE	A-	A-2	STABLE	performing
AA	R-1H	STABLE	AA-	A-1+	STABLE	performing
AA	R-1H	STABLE	AA-	A-1+	STABLE	performing
-	-	-	-	-	-	performing
-	-	-	-	-	-	performing

Ratings as of 31.07.2017, data source: Bloomberg

**SC Germany Consumer 2016-1
Monthly Investor Report**

22. Issuer Information



Reporting Date		10.08.2017				
Payment Date		14.08.2017				
Period No		11				
Monthly Period		14.08.2017				
Interest Period	from	13.07.2017	to	14.08.2017	=	32 days
Collection Period	from	01.07.2017	to	31.07.2017		

Deal Name:

SC Germany Consumer 2016-1

Issuer:

SC Germany Consumer 2016-1 UG (haftungsbeschränkt)
The Managing Directors
Steinweg 3-5
60313 Frankfurt am Main
Germany
eMail fradirectors@wilmingtontrust.com
fax +49 (0) 69 2992 5387

Seller of the Receivables:

Santander Consumer Bank AG

Servicer Name:

Santander Consumer Bank AG

Reporting Entity:

Santander Consumer Bank AG
Capital Markets
Santander-Platz 1
41061 Mönchengladbach
Germany
eMail abs_ger@santander.de
fax +49 (0) 2161 690 7077

SPV-Administrator:

Wilmington Trust SP Services (Frankfurt) GmbH
Steinweg 3-5
60313 Frankfurt am Main
Germany
eMail fradirectors@wilmingtontrust.com
fax +49 (0) 69 2992 5387

SC Germany Consumer 2016-1 Monthly Investor Report

23. Santander Consumer Bank



Contact Details

Capital Markets

Peter René Müller +49-2161-690-7337
 Ralf Schüring +49-2161-690-5464
 Bastian Menges +49-2161-690-7085
 Stefan Zilligen +49-2161-690-6069
 Tobias Daners +49-2161-690-7410
 Ronja Dahmen +49-2161-690-9453
 Team ABS

peterrene.mueller@santander.de
ralf.schuering@santander.de
bastian.menges@santander.de
stefan.zilligen@santander.de
tobias.daners@santander.de
ronja.dahmen@santander.de
abs_ger@santander.de

Reporting Date	10.08.2017				
Payment Date	14.08.2017				
Period No	11				
Monthly Period	Aug 2017				
Interest Period	from	13.07.2017	to	14.08.2017	= 32 days
Collection Period	from	01.07.2017	to	31.07.2017	

Ratings Santander

Banco Santander S.A.

Santander Consumer Finance S.A.

Santander Consumer Bank AG

DBRS			S & P		
Long Term	Short Term	Outlook	Long Term	Short Term	Outlook
A	R-1L	STABLE	A-	A-2	STABLE
-	-	-	BBB+	A-2	STABLE
-	-	-	BBB+	A-2	STABLE

Ratings as of 31.07.2017, data source: Bloomberg