

SC Germany Consumer 2016-1 Monthly Investor Report



 Santander

SC Germany Consumer 2016-1 Monthly Investor Report

Cover Sheet Monthly Investor Report



Reporting Date	11.12.2018				
Payment Date	13.12.2018				
Period No	27				
Monthly Period	Dez 2018				
Interest Period from	13.11.2018	to	13.12.2018	=	30 days
Collection Period from	01.11.2018	to	30.11.2018		

Index

Page

1. Portfolio Information	1
2. Reserve Accounts	2
3. Performance Data	3
4. Concentration Limits	4
5. Outstanding Notes	5
6. Original Principal Balance	6
6.1 Original PB (Graph)	7
7. Current Principal Balance	8
7.1 Current PB (Graph)	9
8. Borrower Concentration	10
9. Geographical Distribution	11
9.1 Geographical (Graph)	12
10. Collateral	13
11. Insurances	14
12. Payment Methods	15
13. Effective Interest Rate	16
13.1 Effective Interest Rate (Graph)	17
14. Seasoning	18
14.1 Seasoning (Graph)	19
15. Remaining Term	20
15.1 Remaining Term (Graph)	21
16. Original Term	22
16.1 Original Term (Graph)	23
17. Loan Concentration	24
18. Priority of Payments + Transaction Costs	25
19. Swap Counterparty Data	26
20. Retention	27
21. Counterparties	28
22. Issuer Information	29
23. Santander Consumer Bank	30

**SC Germany Consumer 2016-1
Monthly Investor Report**

1. Portfolio Information



Reporting Date	11.12.2018	
Payment Date	13.12.2018	
Period No	27	
Monthly Period	Dez 2018	
Interest Period from	13.11.2018	to 13.12.2018 = 30 days
Collection Period from	01.11.2018	to 30.11.2018

Outstanding Receivables	No. of Contracts	current period	previous period
		Aggregate Outstanding Principal Amount	Aggregate Outstanding Principal Amount
Beginning of Period		€ 363.050.378,44	€ 381.638.655,02
Scheduled Principal Payments		€ 9.354.634,36	
Prepayment Principal		€ 7.534.421,65	
Total Principal Collections		€ 16.889.056,01	€ 17.738.852,96
Total Interest Collections		€ 1.925.251,02	€ 2.021.528,03
Defaults		€ 647.971,42	€ 849.423,62
Replenishment Amount		€ -	€ -
End of Period	50.299	€ 345.513.351,01	€ 363.050.378,44
Purchase Shortfall Amount		€ 35,25	€ 24,90
Total Assets (End of Period)		€ 345.513.386,26	€ 363.050.403,34
Current Prepayment Rate (annualised)		22,2%	

SC Germany Consumer 2016-1 Monthly Investor Report

2. Reserve Accounts



Reporting Date	11.12.2018				
Payment Date	13.12.2018				
Period No	27				
Monthly Period	Dez 2018				
Interest Period	from	13.11.2018	to	13.12.2018	= 30 days
Collection Period	from	01.11.2018	to	30.11.2018	

Note Balance

Beginning of Period	€	363.050.403,34
End of Period	€	345.513.386,26

Reserve Accounts

	in %		Trigger Event y/n
Liquidity Reserve			
Beginning of Period	0,5%	€ 1.815.251,89	
Cash Outflow		€ -	
Cash Inflow		€ 87.685,13	
End of Period	0,5%	€ 1.727.566,76	
Required Liquidity Reserve Fund	0,5%	€ 1.727.566,76	
Commingling Reserve			
Beginning of Period		n/a	no
Cash Outflow		n/a	
Cash Inflow		n/a	
End of Period		n/a	
Required Commingling Reserve Fund		n/a	
Set-Off Reserve			
Beginning of Period		n/a	no
Cash Outflow		n/a	
Cash Inflow		n/a	
End of Period		n/a	
Required Set-Off Reserve Fund		n/a	
Current Set-Off Amount		n/a	
Set-Off Amount (per Loan)		n/a	
Set-Off Amount (in % of Outstanding Balance)		n/a	

**SC Germany Consumer 2016-1
Monthly Investor Report**

3. Performance Data



Reporting Date	11.12.2018				
Payment Date	13.12.2018				
Period No	27				
Monthly Period	Dez 2018				
Interest Period from	13.11.2018	to	13.12.2018	=	30 days
Collection Period from	01.11.2018	to	30.11.2018		

Note Balance

Beginning of Period	€	363.050.403,34
End of Period	€	345.513.386,26

Delinquency Data and Ratios

	3-MRA* / current ratio	Amount at risk	Overdue amount	Number of Loans
3-MRA* 31- 60 days past due				
31- 60 days past due period before previous period	0,83%	€ 2.931.492,76	€ 108.276,23	273
31- 60 days past due previous period		€ 3.034.765,68	€ 109.519,29	287
31- 60 days past due current period	0,84%	€ 3.060.962,09	€ 105.784,69	271
3-MRA* 61-90 days past due				
61- 90 days past due period before previous period	0,38%	€ 1.506.601,60	€ 91.472,61	141
61- 90 days past due previous period		€ 1.387.106,67	€ 88.350,83	145
61- 90 days past due current period	0,35%	€ 1.272.581,57	€ 80.525,76	128
3-MRA* 91-120 days past due				
91- 120 days past due period before previous period	0,18%	€ 665.412,98	€ 62.548,22	79
91- 120 days past due previous period		€ 848.345,46	€ 69.161,83	88
91- 120 days past due current period	0,14%	€ 497.243,53	€ 48.666,18	69

Default Data and Ratios

	Amount	Number of Loans
Current Default		
Current Period Gross Default	€ 647.971,42	
Current Period Recoveries	€ 109.546,29	
Current Period Net Default	€ 538.425,13	
New Number of Defaulted Contracts		61
Cumulative Default		
Cumulative Gross Default	€ 24.641.437,93	
Cumulative Recoveries	€ 1.342.670,28	
Cumulative Net Default	€ 23.298.767,65	
Total Number of Defaulted Contracts		1.810
3-MRA* / current ratio		
Ratio		
3-MRA* Annualised Loss Ratio (Neue Rechtsakten)		
Annualised Loss Ratio period before previous period	2,12%	
Annualised Loss Ratio previous period	2,38%	
Annualised Loss Ratio current period	1,78%	
Principal Deficiency		
Principal Deficiency period before previous period	€ -	
Principal Deficiency previous period	€ -	
Principal Deficiency current period	€ -	

* 3-MRA stands for three months rolling average

**SC Germany Consumer 2016-1
Monthly Investor Report**

4. Concentration Limits



Reporting Date	11.12.2018			
Payment Date	13.12.2018			
Period No	27			
Monthly Period	Dez 2018			
Interest Period from	13.11.2018	to	13.12.2018	= 30 days
Collection Period from	01.11.2018	to	30.11.2018	

Portfolio Concentrations	Current Transaction Status			Amortizing
	Minimum-Trigger	Maximum-Trigger	Current Value	Trigger Breach
Average Yield (applicable for Total Portfolio)	6,20%	-	-	no
Remaining Term (applicable for Total Portfolio)	-	68,50	-	no
Early Amortisation Events	Maximum-Trigger		Current Value	Trigger Breach
Cumulative Loss Ratio - prior to 30 September 2017	1,80%		-	no
Purchase Shortfall Event			-	no
Period before previous period			-	
Previous period			-	
Current period			-	
Principal Deficiency Event			-	no

**SC Germany Consumer 2016-1
Monthly Investor Report**

5. Outstanding Notes



Reporting Date	11.12.2018				
Payment Date	13.12.2018				
Period No	27				
Monthly Period	Dez 2018				
Interest Period from	13.11.2018	to	13.12.2018	=	30 days
Collection Period from	01.11.2018	to	30.11.2018		

	All notes	Class A	Class B	Class C	Class D	Class E
1. Note Balance						
General Note Information						
ISIN Code		XS1489761558	XS1489762366	XS1489762523	XS1489763091	XS1489763331
Currency		EUR	EUR	EUR	EUR	EUR
Initial Tranching	in %	84,8%	5,8%	3,8%	1,5%	4,2%
Legal Maturity		Sep 2029	Sep 2029	Sep 2029	Sep 2029	Sep 2029
Expected Maturity		Okt 2020	Apr 2021	Apr 2021	Apr 2021	Apr 2021
Original Rating (DBRS / S&P)		AA (sf) / AA (sf)	A (sf) / A (sf)	BBB (sf) / BBB(sf)	BB (sf) / BB (sf)	Not rated
Current Rating (DBRS / S&P)*		AAA (sf) / AA (sf)	A (high) (sf) / A (sf)	A (sf) / BBB(sf)	BBB (low) (sf) / BB (sf)	Not rated
Initial Notes Aggregate Principal Outstanding Balance	750.000.000,00 €	635.800.000,00 €	43.200.000,00 €	28.200.000,00 €	11.300.000,00 €	31.500.000,00 €
Initial Nominal per Note		100.000,00 €	100.000,00 €	100.000,00 €	100.000,00 €	100.000,00 €
Initial Number of Notes per Class		6.358	432	282	113	315
Current Note Information						
Class Principal Outstanding Balance Beginning of Period	363.050.403,34 €	248.850.403,34 €	43.200.000,00 €	28.200.000,00 €	11.300.000,00 €	31.500.000,00 €
Available Distribution Amount	18.923.878,22 €					
Replenishment	0,00 €					
Amortisation	17.537.017,08 €					
Redemption per Class	17.537.017,08 €	17.537.017,08 €	0,00 €	0,00 €	0,00 €	0,00 €
Redemption per Note		2.758,26 €	0,00 €	0,00 €	0,00 €	0,00 €
Class Principal Outstanding Balance End of Period	345.513.386,26 €	231.313.386,26 €	43.200.000,00 €	28.200.000,00 €	11.300.000,00 €	31.500.000,00 €
Current Tranching		66,9%	12,5%	8,2%	3,3%	9,1%
Current Pool Factor		0,36	1,00	1,00	1,00	1,00
2. Payments to Investors per Note						
Interest Rate Basis: 1 M-Euribor / Fixed / Floating	-0,369%	0,150%	0,650%	1,000%	+500 bps	+945 bps
DayCount Convention	30	act/360	act/360	act/360	act/360	act/360
Interest Days						
Principal Outstanding per Note Beginning of Period		39.139,73 €	100.000,00 €	100.000,00 €	100.000,00 €	100.000,00 €
> Principal Repayment per Note		2.758,26 €	0,00 €	0,00 €	0,00 €	0,00 €
Principal Outstanding per Note End of Period		36.381,47 €	100.000,00 €	100.000,00 €	100.000,00 €	100.000,00 €
> Interest accrued for the period		31.090,62 €	23.401,44 €	23.499,06 €	43.608,96 €	238.376,25 €
Interest Payment		31.090,62 €	23.401,44 €	23.499,06 €	43.608,96 €	238.376,25 €
Interest Payment per Note		4,89 €	54,17 €	83,33 €	385,92 €	756,75 €
3. Credit Enhancements						
Initial total CE (Subordination, Reserve)		15,23%	9,47%	5,71%	4,20%	0,00%
Current CE (incl. Excess Spread)		38,46%	25,96%	17,80%	14,52%	5,41%
Current CE (excl. Excess Spread)		33,05%	20,55%	12,39%	9,12%	0,00%

* Last rating action as of 23.08.2018

SC Germany Consumer 2016-1
Monthly Investor Report

6. Original Principal Balance



Reporting Date	11.12.2018				
Payment Date	13.12.2018				
Period No	27				
Monthly Period	Dez 2018				
Interest Period	from	13.11.2018	to	13.12.2018	= 30 days
Collection Period	from	01.11.2018	to	30.11.2018	

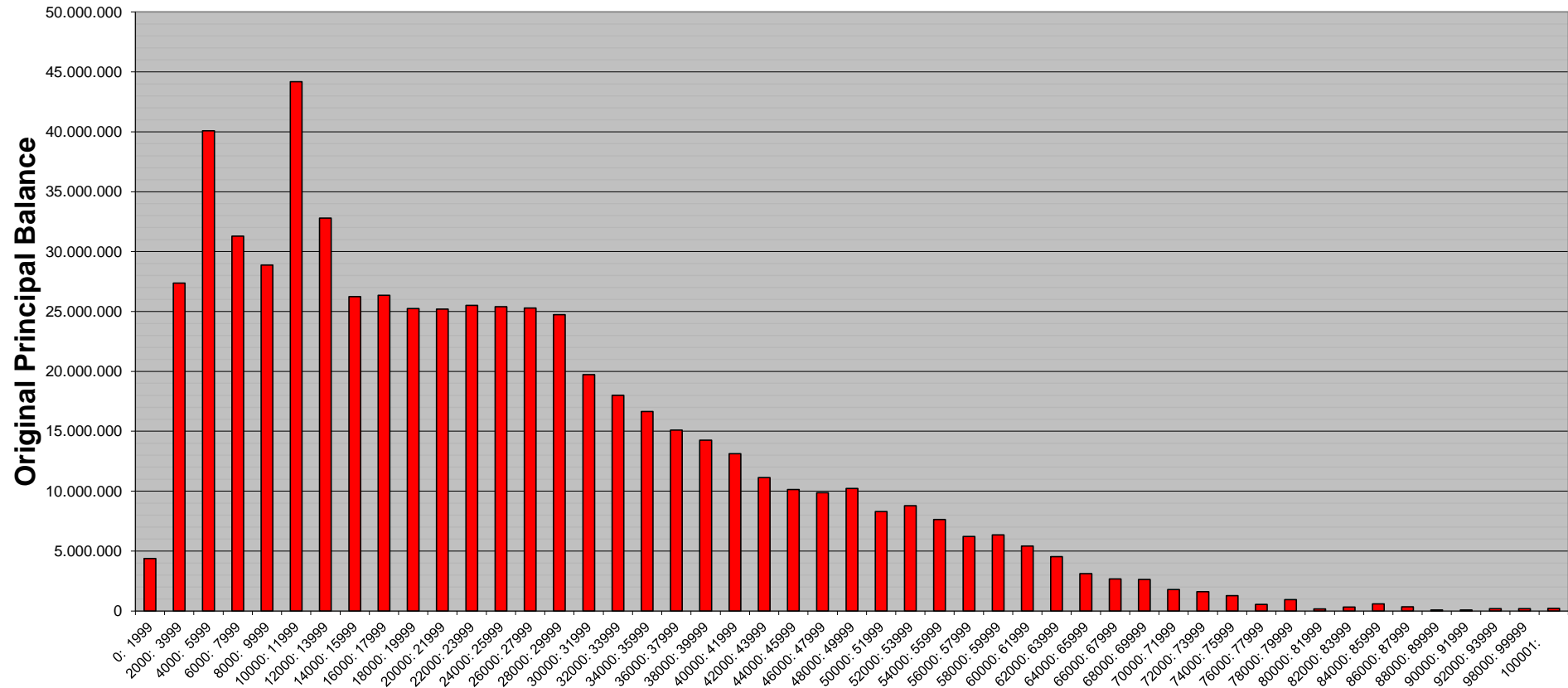
Original Principal Balance (Ranges in EUR)	Original Principal Balance in EUR	Percentage of Total Balance	Number of Loans	Percentage of Total Loans
0: 1999	4.388.463,03	0,71%	3.696	7,35%
2000: 3999	27.377.447,61	4,45%	9.320	18,53%
4000: 5999	40.079.617,73	6,51%	8.210	16,32%
6000: 7999	31.297.121,46	5,09%	4.599	9,14%
8000: 9999	28.869.367,16	4,69%	3.268	6,50%
10000: 11999	44.184.282,77	7,18%	4.144	8,24%
12000: 13999	32.798.178,32	5,33%	2.567	5,10%
14000: 15999	26.240.387,91	4,27%	1.752	3,48%
16000: 17999	26.360.200,76	4,28%	1.554	3,09%
18000: 19999	25.238.614,05	4,10%	1.331	2,65%
20000: 21999	25.207.319,36	4,10%	1.202	2,39%
22000: 23999	25.503.044,02	4,15%	1.110	2,21%
24000: 25999	25.390.460,71	4,13%	1.018	2,02%
26000: 27999	25.286.146,00	4,11%	937	1,86%
28000: 29999	24.735.395,42	4,02%	853	1,70%
30000: 31999	19.731.394,99	3,21%	638	1,27%
32000: 33999	18.009.492,86	2,93%	546	1,09%
34000: 35999	16.648.077,55	2,71%	476	0,95%
36000: 37999	15.104.778,35	2,46%	409	0,81%
38000: 39999	14.255.780,96	2,32%	366	0,73%
40000: 41999	13.120.529,97	2,13%	320	0,64%
42000: 43999	11.122.838,81	1,81%	259	0,51%
44000: 45999	10.128.598,21	1,65%	225	0,45%
46000: 47999	9.869.145,22	1,60%	210	0,42%
48000: 49999	10.233.847,98	1,66%	209	0,42%
50000: 51999	8.304.433,87	1,35%	163	0,32%
52000: 53999	8.790.575,88	1,43%	166	0,33%
54000: 55999	7.639.460,21	1,24%	139	0,28%
56000: 57999	6.215.786,74	1,01%	109	0,22%
58000: 59999	6.360.388,52	1,03%	108	0,21%
60000: 61999	5.411.553,58	0,88%	89	0,18%
62000: 63999	4.528.930,59	0,74%	72	0,14%
64000: 65999	3.126.141,02	0,51%	48	0,10%
66000: 67999	2.676.343,73	0,44%	40	0,08%
68000: 69999	2.619.420,10	0,43%	38	0,08%
70000: 71999	1.775.842,68	0,29%	25	0,05%
72000: 73999	1.607.855,09	0,26%	22	0,04%
74000: 75999	1.274.549,70	0,21%	17	0,03%
76000: 77999	538.283,97	0,09%	7	0,01%
78000: 79999	948.281,21	0,15%	12	0,02%
80000: 81999	163.174,57	0,03%	2	0,00%
82000: 83999	331.868,20	0,05%	4	0,01%
84000: 85999	594.620,86	0,10%	7	0,01%
86000: 87999	348.407,34	0,06%	4	0,01%
88000: 89999	88.336,74	0,01%	1	0,00%
90000: 91999	90.756,47	0,01%	1	0,00%
92000: 93999	184.886,13	0,03%	2	0,00%
98000: 99999	197.989,28	0,03%	2	0,00%
100001:	216.554,60	0,04%	2	0,00%
Total	615.214.972,29	100,00%	50.299	100,00%

Statistics in EUR	
Average Amount	12.231,16

**SC Germany Consumer 2016-1
Monthly Investor Report**

6.1 Original PB (Graph)

Reporting Date	11.12.2018				
Payment Date	13.12.2018				
Period No	27				
Monthly Period	Dez 2018				
Interest Period	from	13.11.2018	to	13.12.2018	= 30 days
Collection Period	from	01.11.2018	to	30.11.2018	



**SC Germany Consumer 2016-1
Monthly Investor Report**

7. Current Principal Balance



Reporting Date	11.12.2018	
Payment Date	13.12.2018	
Period No	27	
Monthly Period	Dez 2018	
Interest Period	from 13.11.2018	to 13.12.2018 = 30 days
Collection Period	from 01.11.2018	to 30.11.2018

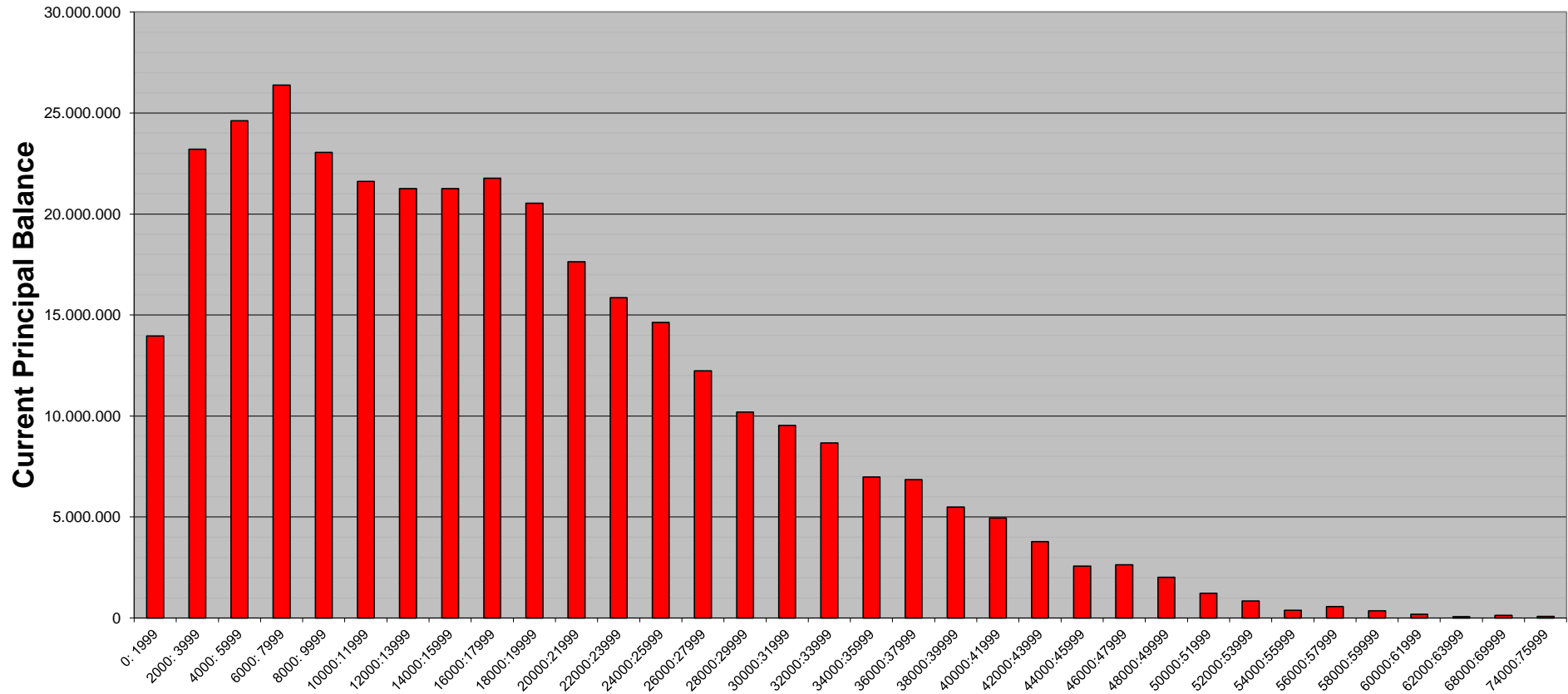
<i>Current Principal Balance (Ranges in EUR)</i>	<i>Current Principal Balance in EUR</i>	<i>Percentage of Total Balance</i>	<i>Number of Loans</i>	<i>Percentage of Total Loans</i>
0: 1999	13.967.176,43	4,04%	19.170	38,11%
2000: 3999	23.205.887,32	6,72%	7.917	15,74%
4000: 5999	24.616.194,44	7,12%	4.984	9,91%
6000: 7999	26.388.482,76	7,64%	3.797	7,55%
8000: 9999	23.044.141,53	6,67%	2.580	5,13%
10000:11999	21.611.832,78	6,25%	1.972	3,92%
12000:13999	21.256.041,17	6,15%	1.638	3,26%
14000:15999	21.254.956,61	6,15%	1.420	2,82%
16000:17999	21.774.881,32	6,30%	1.284	2,55%
18000:19999	20.537.813,87	5,94%	1.083	2,15%
20000:21999	17.640.643,68	5,11%	842	1,67%
22000:23999	15.852.378,11	4,59%	690	1,37%
24000:25999	14.630.726,91	4,23%	586	1,17%
26000:27999	12.241.193,45	3,54%	455	0,90%
28000:29999	10.196.450,54	2,95%	352	0,70%
30000:31999	9.535.932,60	2,76%	308	0,61%
32000:33999	8.663.319,68	2,51%	262	0,52%
34000:35999	6.979.364,47	2,02%	200	0,40%
36000:37999	6.842.980,65	1,98%	185	0,37%
38000:39999	5.495.225,03	1,59%	141	0,28%
40000:41999	4.958.205,80	1,44%	121	0,24%
42000:43999	3.776.503,42	1,09%	88	0,17%
44000:45999	2.563.905,50	0,74%	57	0,11%
46000:47999	2.630.828,61	0,76%	56	0,11%
48000:49999	2.008.859,18	0,58%	41	0,08%
50000:51999	1.219.492,67	0,35%	24	0,05%
52000:53999	848.913,61	0,25%	16	0,03%
54000:55999	386.645,83	0,11%	7	0,01%
56000:57999	568.912,58	0,16%	10	0,02%
58000:59999	355.997,52	0,10%	6	0,01%
60000:61999	183.126,68	0,05%	3	0,01%
62000:63999	63.847,64	0,02%	1	0,00%
68000:69999	137.930,81	0,04%	2	0,00%
74000:75999	74.557,81	0,02%	1	0,00%
Total	345.513.351,01	100,00%	50.299	100,00%

Statistics	in EUR
Average Amount	6.869,19

**SC Germany Consumer 2016-1
Monthly Investor Report**

7.1 Current PB (Graph)

Reporting Date	11.12.2018				
Payment Date	13.12.2018				
Period No	27				
Monthly Period	Dez 2018				
Interest Period	from	13.11.2018	to	13.12.2018	= 30 days
Collection Period	from	01.11.2018	to	30.11.2018	



**SC Germany Consumer 2016-1
Monthly Investor Report**

8. Borrower Concentration



Reporting Date	11.12.2018				
Payment Date	13.12.2018				
Period No	27				
Monthly Period	Dez 2018				
Interest Period	from	13.11.2018	to	13.12.2018	= 30 days
Collection Period	from	01.11.2018	to	30.11.2018	

No	Current Principal Balance in EUR	Percentage of Total Balance	Number of Loans
1	74.557,81	0,0216%	1
2	69.498,39	0,0201%	1
3	68.432,42	0,0198%	1
4	63.847,64	0,0185%	1
5	61.416,81	0,0178%	1
6	60.958,78	0,0176%	1
7	60.751,09	0,0176%	1
8	59.926,25	0,0173%	1
9	59.703,51	0,0173%	1
10	59.449,37	0,0172%	1
11	59.272,91	0,0172%	1
12	58.961,27	0,0171%	1
13	58.684,21	0,0170%	1
14	57.740,84	0,0167%	1
15	57.657,18	0,0167%	1
16	57.431,55	0,0166%	1
17	57.355,13	0,0166%	1
18	56.970,00	0,0165%	1
19	56.744,61	0,0164%	1
20	56.684,47	0,0164%	1
21	56.156,52	0,0163%	1
22	56.151,84	0,0163%	1
23	56.020,44	0,0162%	1
24	55.979,62	0,0162%	1
25	55.966,53	0,0162%	1
	1.496.319,19	0,4331%	25

**SC Germany Consumer 2016-1
Monthly Investor Report**

9. Geographical Distribution



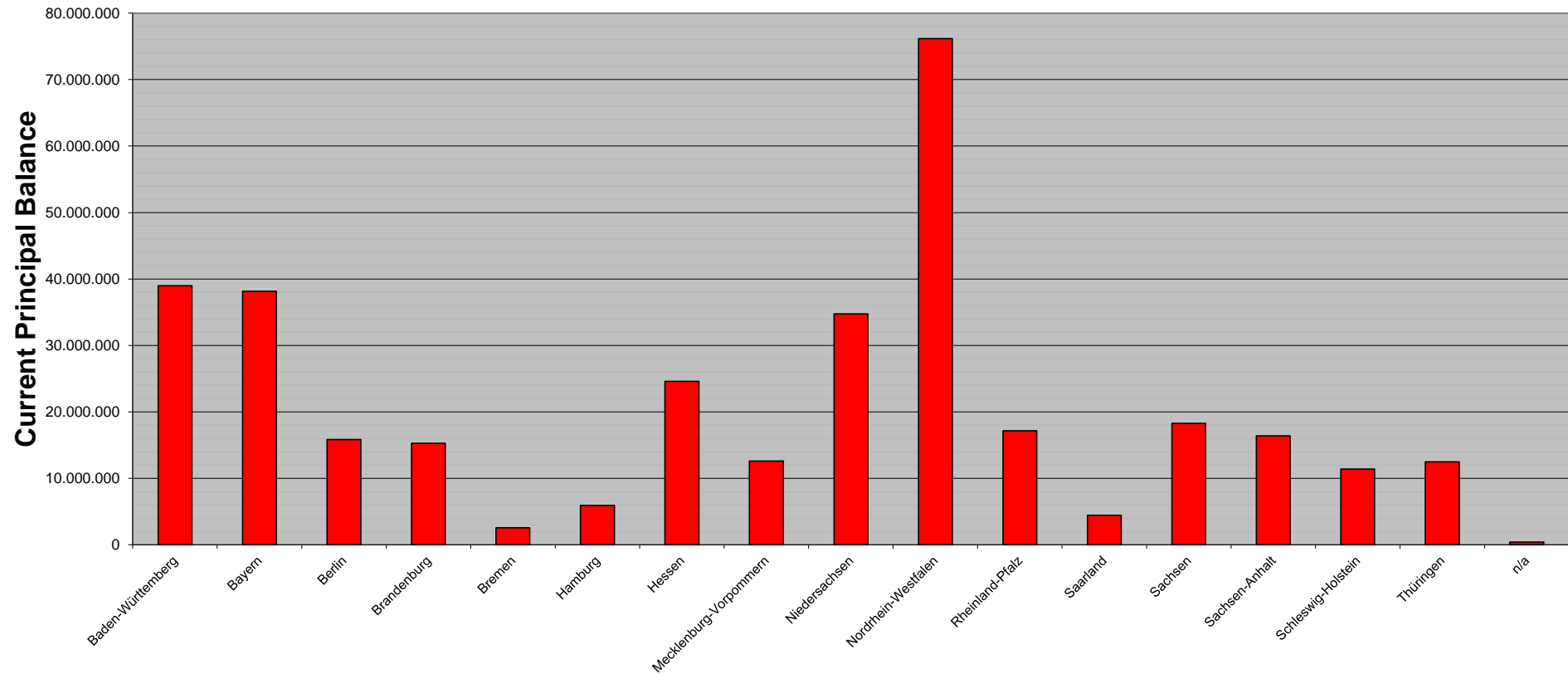
Reporting Date	11.12.2018			
Payment Date	13.12.2018			
Period No	27			
Monthly Period	Dez 2018			
Interest Period	from	13.11.2018	to	13.12.2018
Collection Period	from	01.11.2018	to	30.11.2018
			=	30 days

State	Current Principal Balance in EUR	Percentage of Total Balance	Number of Loans	Percentage of Total Loans
Baden-Württemberg	38.995.313,79	11,29%	5.784	11,50%
Bayern	38.140.815,64	11,04%	6.019	11,97%
Berlin	15.846.163,33	4,59%	2.382	4,74%
Brandenburg	15.274.532,10	4,42%	2.371	4,71%
Bremen	2.578.165,07	0,75%	360	0,72%
Hamburg	5.923.722,20	1,71%	890	1,77%
Hessen	24.599.672,04	7,12%	3.456	6,87%
Mecklenburg-Vorpomm	12.622.811,45	3,65%	1.704	3,39%
Niedersachsen	34.757.432,16	10,06%	4.919	9,78%
Nordrhein-Westfalen	76.156.424,29	22,04%	10.772	21,42%
Rheinland-Pfalz	17.181.000,42	4,97%	2.438	4,85%
Saarland	4.453.426,13	1,29%	596	1,18%
Sachsen	18.286.258,28	5,29%	2.817	5,60%
Sachsen-Anhalt	16.409.780,83	4,75%	2.178	4,33%
Schleswig-Holstein	11.405.922,16	3,30%	1.753	3,49%
Thüringen	12.486.101,14	3,61%	1.813	3,60%
n/a	395.809,98	0,11%	47	0,09%
Total	345.513.351,01	100,00%	50.299	100,00%

**SC Germany Consumer 2016-1
Monthly Investor Report**

9.1 Geographical Distribution (Graph)

Reporting Date	11.12.2018	
Payment Date	13.12.2018	
Period No	27	
Monthly Period	Dez 2018	
Interest Period	from 13.11.2018	to 13.12.2018 = 30 days
Collection Period	from 01.11.2018	to 30.11.2018



**SC Germany Consumer 2016-1
Monthly Investor Report**

10. Collateral



Reporting Date			11.12.2018		
Payment Date			13.12.2018		
Period No			27		
Monthly Period			Dez 2018		
Interest Period	from	13.11.2018	to	13.12.2018	= 30 days
Collection Period	from	01.11.2018	to	30.11.2018	

<i>Collateral</i>	<i>Current Principal Balance in EUR</i>	<i>Percentage of Total Balance</i>	<i>Number of Loans</i>	<i>Percentage of Total Loans</i>
secured	82.289.044,21	23,82%	4.806	9,55%
unsecured	263.224.306,80	76,18%	45.493	90,45%
Total	345.513.351,01	100,00%	50.299	100,00%

**SC Germany Consumer 2016-1
Monthly Investor Report**

11. Insurances



Reporting Date	11.12.2018	
Payment Date	13.12.2018	
Period No	27	
Monthly Period	Dez 2018	
Interest Period	from 13.11.2018	to 13.12.2018 = 30 days
Collection Period	from 01.11.2018	to 30.11.2018

<i>Payment Protection Insurance</i>	<i>Current Principal Balance in EUR</i>	<i>Percentage of Total Balance</i>	<i>Number of Loans</i>	<i>Percentage of Total Loans</i>
No	61.162.761,37	17,70%	19.123	38,02%
Yes	284.350.589,64	82,30%	31.176	61,98%
Total	345.513.351,01	100,00%	50.299	100,00%

**SC Germany Consumer 2016-1
Monthly Investor Report**

12. Payment Methods



Reporting Date			11.12.2018		
Payment Date			13.12.2018		
Period No			27		
Monthly Period			Dez 2018		
Interest Period	from	13.11.2018	to	13.12.2018	= 30 days
Collection Period	from	01.11.2018	to	30.11.2018	

<i>Payment Method</i>	<i>Current Principal Balance in EUR</i>	<i>Percentage of Total Balance</i>	<i>Number of Loans</i>	<i>Percentage of Total Loans</i>
Direct Debit	329.255.722,67	95,29%	48.833	97,09%
Other	16.257.628,34	4,71%	1.466	2,91%
Total	345.513.351,01	100,00%	50.299	100,00%

<i>Cycle of Payment</i>	<i>Current Principal Balance in EUR</i>	<i>Percentage of Total Balance</i>	<i>Number of Loans</i>	<i>Percentage of Total Loans</i>
15th of month	100.185.087,48	29,00%	14.905	29,63%
1st of month	245.328.263,53	71,00%	35.394	70,37%
Total	345.513.351,01	100,00%	50.299	100,00%

**SC Germany Consumer 2016-1
Monthly Investor Report**

13. Effective Interest Rate



Reporting Date	11.12.2018	
Payment Date	13.12.2018	
Period No	27	
Monthly Period	Dez 2018	
Interest Period	from 13.11.2018	to 13.12.2018 = 30 days
Collection Period	from 01.11.2018	to 30.11.2018

Yield Range *	Current Principal Balance in EUR	Percentage of Total Balance	Number of Loans	Percentage of Total Loans
0: 0	448.693,28	0,13%	1.983	3,94%
1: 1	2.071.058,70	0,60%	4.275	8,50%
2: 2	5.769.875,63	1,67%	4.335	8,62%
3: 3	50.985.153,23	14,76%	10.908	21,69%
4: 4	39.027.743,65	11,30%	4.078	8,11%
5: 5	49.915.210,18	14,45%	4.622	9,19%
6: 6	43.610.119,68	12,62%	3.899	7,75%
7: 7	83.511.391,49	24,17%	8.297	16,50%
8: 8	42.420.844,36	12,28%	4.876	9,69%
9: 9	24.785.414,33	7,17%	2.618	5,20%
10:10	2.472.415,87	0,72%	327	0,65%
11:11	349.876,74	0,10%	53	0,11%
12:12	135.438,85	0,04%	25	0,05%
13:13	5.649,40	0,00%	2	0,00%
14:14	4.465,62	0,00%	1	0,00%
Total	345.513.351,01	100,00%	50.299	100,00%

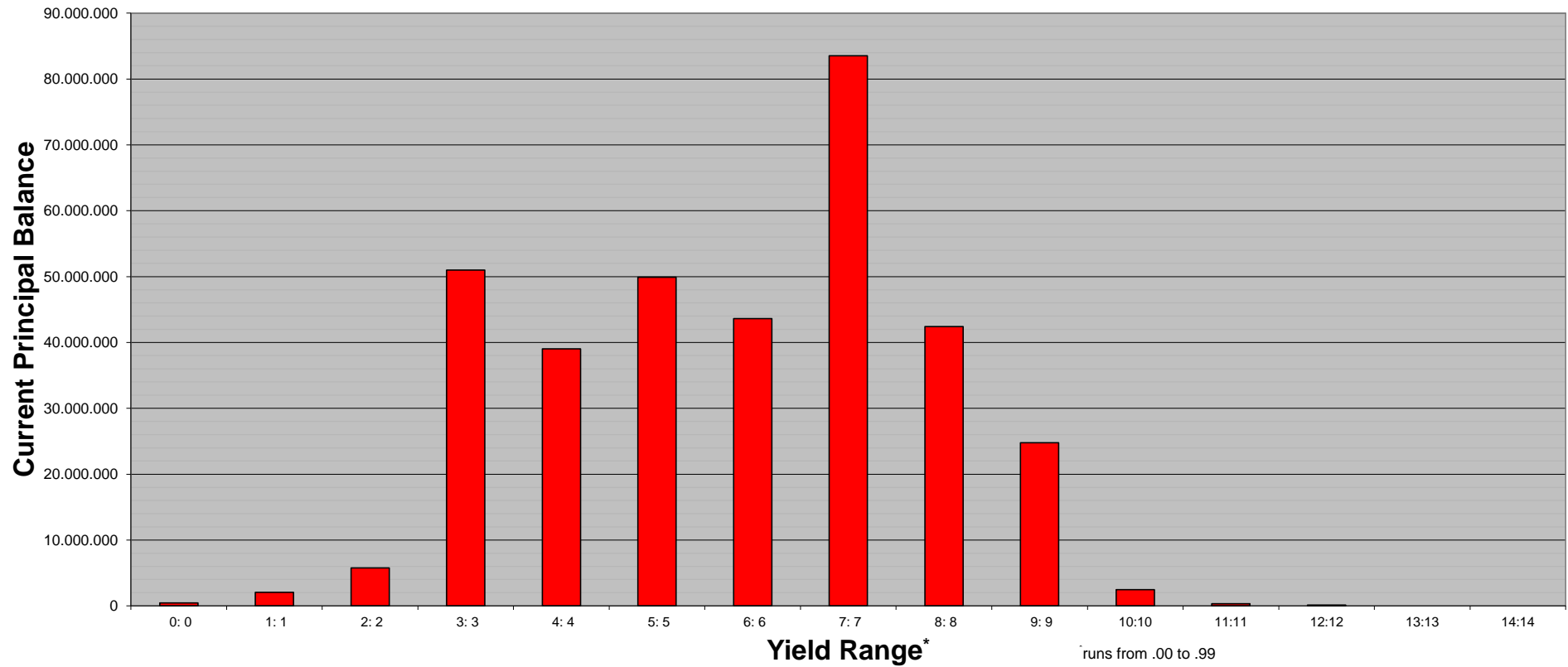
Statistics	in %
WA Interest	6,64%

* runs from .00 to .99

**SC Germany Consumer 2016-1
Monthly Investor Report**

13.1 Effective Interest Rate (Graph)

Reporting Date	11.12.2018	
Payment Date	13.12.2018	
Period No	27	
Monthly Period	Dez 2018	
Interest Period	from 13.11.2018	to 13.12.2018 = 30 days
Collection Period	from 01.11.2018	to 30.11.2018



**SC Germany Consumer 2016-1
Monthly Investor Report**

14. Seasoning



Reporting Date	11.12.2018				
Payment Date	13.12.2018				
Period No	27				
Monthly Period	Dez 2018				
Interest Period	from	13.11.2018	to	13.12.2018	= 30 days
Collection Period	from	01.11.2018	to	30.11.2018	

Seasoning in Months	Current Principal Balance in EUR	Percentage of Total Balance	Number of Loans	Percentage of Total Loans
15:17	106.712,36	0,03%	12	0,02%
18:20	9.794.907,13	2,83%	1.523	3,03%
21:23	23.064.138,23	6,68%	3.163	6,29%
24:26	35.935.595,89	10,40%	5.576	11,09%
27:29	53.481.230,52	15,48%	7.564	15,04%
30:32	92.231.517,51	26,69%	13.508	26,86%
33:35	59.272.136,82	17,15%	9.285	18,46%
36:38	33.563.919,98	9,71%	4.654	9,25%
39:41	12.878.597,99	3,73%	1.528	3,04%
42:44	7.421.093,14	2,15%	942	1,87%
45:47	4.948.211,49	1,43%	717	1,43%
48:50	5.152.752,54	1,49%	699	1,39%
51:53	4.489.207,66	1,30%	650	1,29%
54:56	1.776.112,24	0,51%	215	0,43%
57:59	194.645,47	0,06%	22	0,04%
60:62	374.269,88	0,11%	60	0,12%
63:65	119.274,77	0,03%	27	0,05%
66:68	82.433,78	0,02%	8	0,02%
69:71	85.852,05	0,02%	12	0,02%
72:74	65.965,30	0,02%	13	0,03%
75:77	117.318,44	0,03%	21	0,04%
78:80	50.597,11	0,01%	12	0,02%
81:	306.860,71	0,09%	88	0,17%
Total	345.513.351,01	100,00%	50.299	100,00%

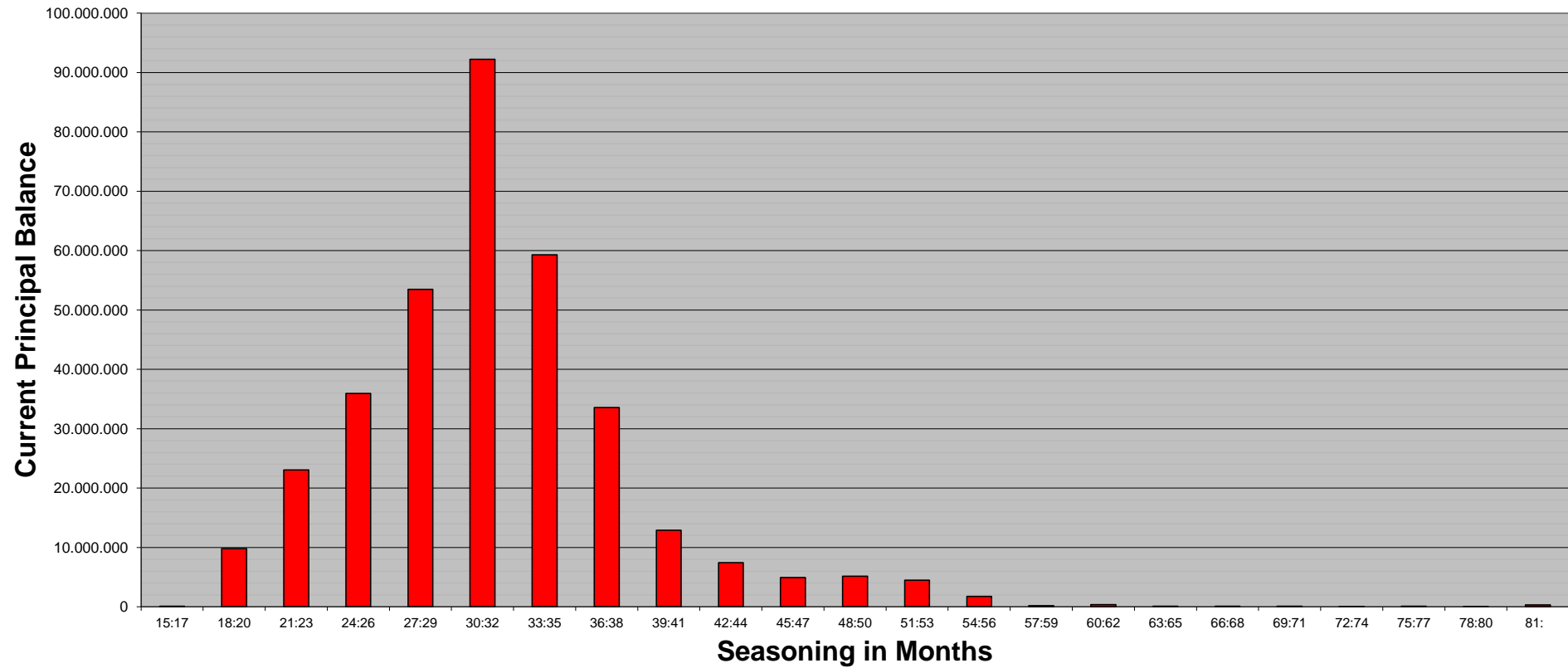
Statistics

WA Seasoning	31,67
--------------	-------

**SC Germany Consumer 2016-1
Monthly Investor Report**

14.1 Seasoning (Graph)

Reporting Date			11.12.2018			
Payment Date			13.12.2018			
Period No			27			
Monthly Period			Dez 2018			
Interest Period	from	13.11.2018	to	13.12.2018	=	30 days
Collection Period	from	01.11.2018	to	30.11.2018		



**SC Germany Consumer 2016-1
Monthly Investor Report**

15. Remaining Term



Reporting Date			11.12.2018		
Payment Date			13.12.2018		
Period No			27		
Monthly Period			Dez 2018		
Interest Period	from	13.11.2018	to	13.12.2018	= 30 days
Collection Period	from	01.11.2018	to	30.11.2018	

<i>Remaining Term in Months</i>	<i>Current Principal Balance in EUR</i>	<i>Percentage of Total Balance</i>	<i>Number of Loans</i>	<i>Percentage of Total Loans</i>
0: 6	2.934.532,43	0,85%	8.340	16,58%
7: 13	9.352.638,94	2,71%	7.443	14,80%
14: 20	15.225.798,94	4,41%	5.355	10,65%
21: 27	18.786.436,73	5,44%	3.890	7,73%
28: 34	30.220.677,78	8,75%	4.697	9,34%
35: 41	35.994.351,69	10,42%	3.851	7,66%
42: 48	40.600.230,99	11,75%	3.481	6,92%
49: 55	50.338.127,68	14,57%	4.054	8,06%
56: 62	46.467.730,99	13,45%	3.343	6,65%
63: 69	62.785.633,38	18,17%	3.954	7,86%
70: 76	27.140.957,23	7,86%	1.599	3,18%
77: 83	5.230.999,78	1,51%	272	0,54%
84: 90	319.254,62	0,09%	15	0,03%
91: 97	50.791,87	0,01%	2	0,00%
98:104	65.187,96	0,02%	3	0,01%
Total	345.513.351,01	100,00%	50.299	100,00%

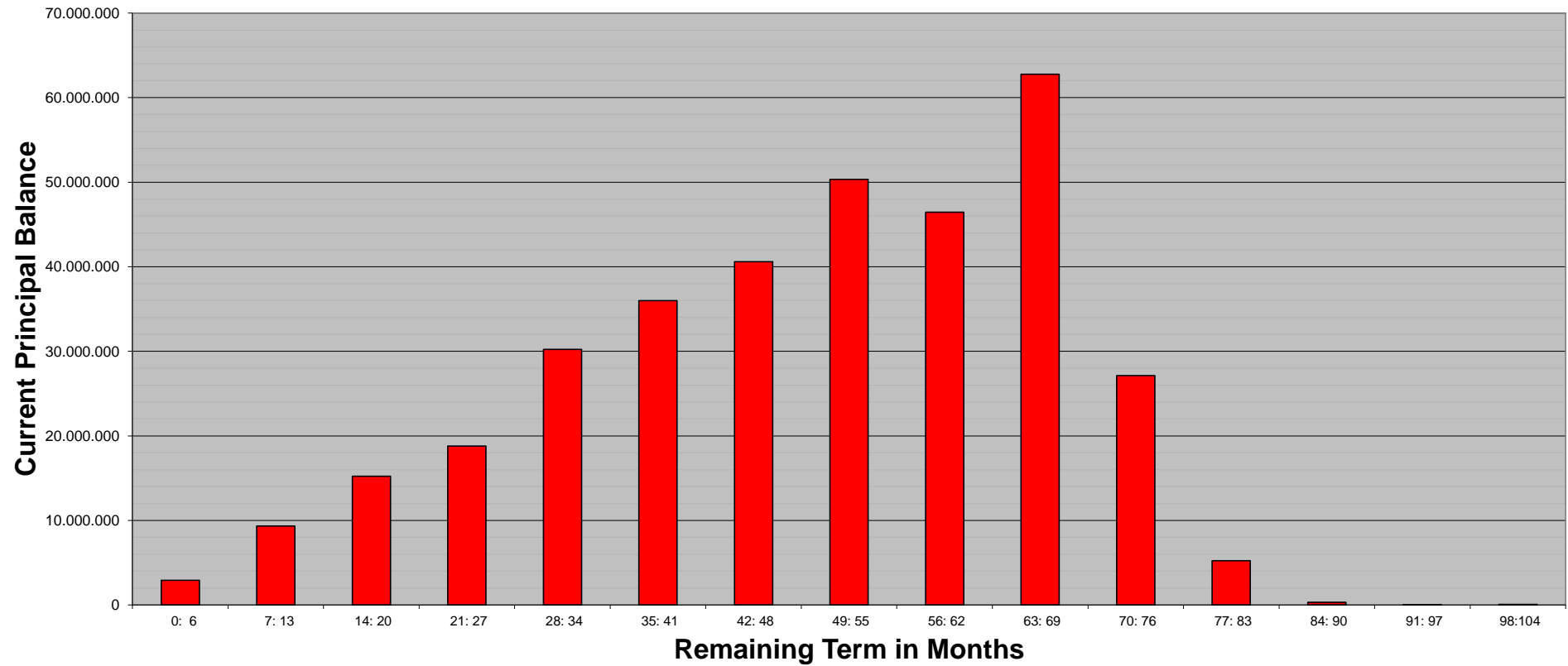
Statistics

WA Remaining Term	48,87
-------------------	-------

**SC Germany Consumer 2016-1
Monthly Investor Report**

15.1 Remaining Term (Graph)

Reporting Date	11.12.2018	
Payment Date	13.12.2018	
Period No	27	
Monthly Period	Dez 2018	
Interest Period	from 13.11.2018	to 13.12.2018 = 30 days
Collection Period	from 01.11.2018	to 30.11.2018



**SC Germany Consumer 2016-1
Monthly Investor Report**

16. Original Term



Reporting Date	11.12.2018	
Payment Date	13.12.2018	
Period No	27	
Monthly Period	Dez 2018	
Interest Period	from 13.11.2018	to 13.12.2018 = 30 days
Collection Period	from 01.11.2018	to 30.11.2018

<i>Original Term in Months</i>	<i>Current Principal Balance in EUR</i>	<i>Percentage of Total Balance</i>	<i>Number of Loans</i>	<i>Percentage of Total Loans</i>
0: 27	270.791,19	0,08%	933	1,85%
28: 34	385.379,54	0,11%	571	1,14%
35: 41	10.377.997,50	3,00%	13.503	26,85%
42: 48	3.698.953,13	1,07%	1.276	2,54%
49: 55	20.365.564,16	5,89%	6.187	12,30%
56: 62	38.091.502,04	11,02%	6.952	13,82%
63: 69	15.135.924,69	4,38%	1.389	2,76%
70: 76	46.446.608,87	13,44%	4.556	9,06%
77: 83	19.863.477,47	5,75%	1.171	2,33%
84: 90	64.772.723,62	18,75%	5.660	11,25%
91: 97	63.220.803,25	18,30%	4.301	8,55%
98:104	58.048.824,76	16,80%	3.540	7,04%
105:111	4.000.693,48	1,16%	215	0,43%
112:118	466.786,10	0,14%	27	0,05%
119:120	96.485,66	0,03%	5	0,01%
121:	270.835,55	0,08%	13	0,03%
Total	345.513.351,01	100,00%	50.299	100,00%

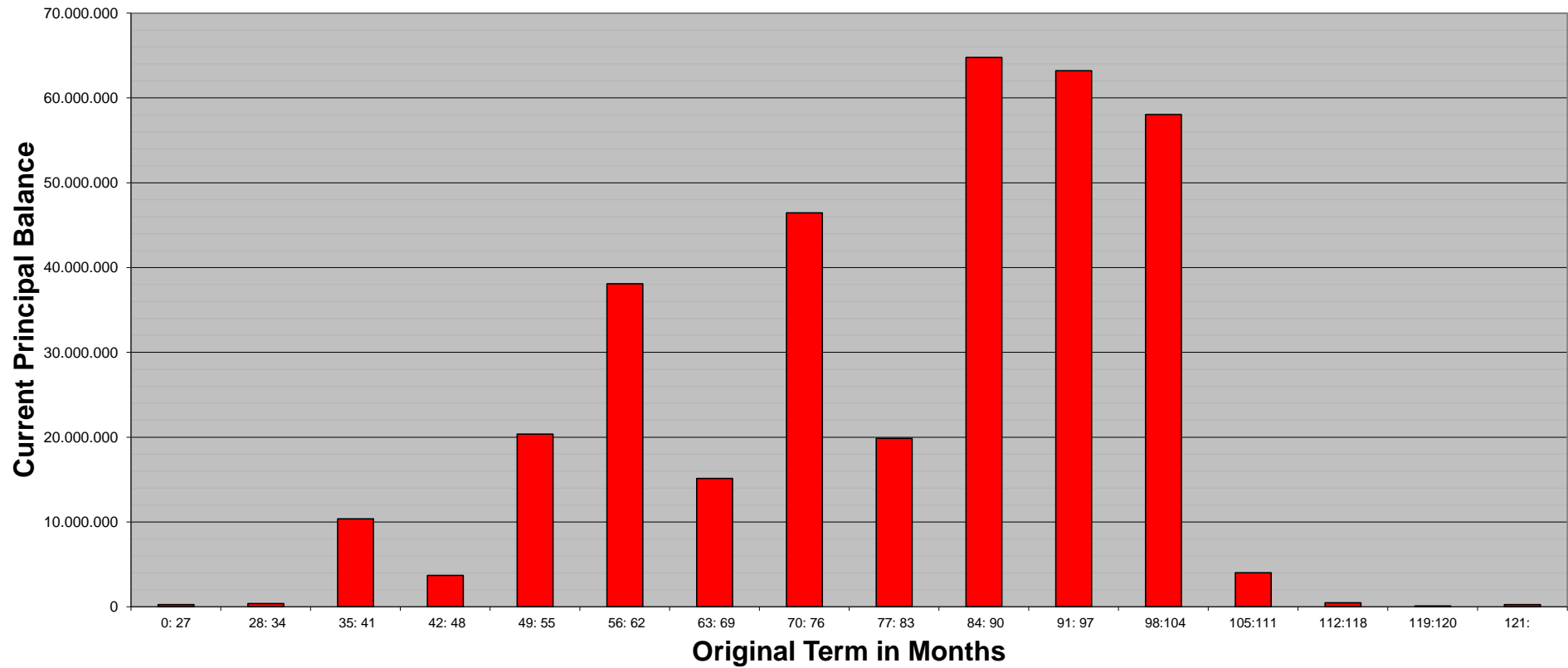
Statistics

WA Original Term	80,53
------------------	-------

**SC Germany Consumer 2016-1
Monthly Investor Report**

16.1 Original Term (Graph)

Reporting Date	11.12.2018	
Payment Date	13.12.2018	
Period No	27	
Monthly Period	Dez 2018	
Interest Period	from 13.11.2018	to 13.12.2018 = 30 days
Collection Period	from 01.11.2018	to 30.11.2018



**SC Germany Consumer 2016-1
Monthly Investor Report**

17. Loan Concentration

Reporting Date			11.12.2018			
Payment Date			13.12.2018			
Period No			27			
Monthly Period			Dez 2018			
Interest Period	from	13.11.2018	to	13.12.2018	=	30 days
Collection Period	from	01.11.2018	to	30.11.2018		



<i>Loan Concentration</i>	<i>Current Principal Balance in EUR</i>	<i>Percentage of Total Balance</i>	<i>Number of Loans</i>	<i>Percentage of Total Loans</i>	<i>Number of Debtors</i>	<i>Percentage of Total Debtors</i>
1: 1	343.321.513,93	99,37%	49.238	97,89%	49.238	98,98%
2: 2	2.091.254,80	0,61%	924	1,84%	462	0,93%
3: 3	88.477,65	0,03%	111	0,22%	37	0,07%
4: 4	10.406,72	0,00%	16	0,03%	4	0,01%
5: 5	1.697,91	0,00%	10	0,02%	2	0,00%
Total	345.513.351,01	100,00%	50.299	100,00%	49.743	100,00%

**SC Germany Consumer 2016-1
Monthly Investor Report**

18. Priority of Payments + Transaction Costs



Reporting Date	11.12.2018	
Payment Date	13.12.2018	
Period No	27	
Monthly Period	Dez 2018	
Interest Period	from 13.11.2018	to 13.12.2018 = 30 days
Collection Period	from 01.11.2018	to 30.11.2018

Priority of Payments

Available Distribution Amount	18.923.878,22 €
Senior Expenses	- 750,00 €
Net Swap Payments	- - 1.819,00 €
Interest Notes Class A	- 31.090,62 €
Interest Notes Class B	- 23.401,44 €
Interest Notes Class C	- 23.499,06 €
Interest Notes Class D	- 43.608,96 €
Interest Notes Class E	- 238.376,25 €
Replenishment	- - €
Payments to Purchase Shortfall Account	- 35,25 €
Principal Payments Class A	- 17.537.017,08 €
Principal Payments Class B	- - €
Principal Payments Class C	- - €
Principal Payments Class D	- - €
Principal Payments Class E	- - €
Payments to Commingling Reserve Ledger	- n/a
Payments to Set-Off Reserve Ledger	- n/a
Payments to Seller	= 1.027.918,56 €

Transaction Costs

	All notes	Class A	Class B	Class C	Class D	Class E
Senior Expenses	- 750,00 €					
Interest accrued for the Period	- 359.976,33 €	- 31.090,62 €	- 23.401,44 €	- 23.499,06 €	- 43.608,96 €	- 238.376,25 €
Cumulative Interest accrued	- 10.580.670,61 €	- 1.735.924,74 €	- 629.467,20 €	- 632.148,12 €	- 1.172.471,05 €	- 6.410.659,50 €
Interest Payments	- 359.976,33 €	- 31.090,62 €	- 23.401,44 €	- 23.499,06 €	- 43.608,96 €	- 238.376,25 €
Cumulative Interest Payments	- 10.580.670,61 €	- 1.735.924,74 €	- 629.467,20 €	- 632.148,12 €	- 1.172.471,05 €	- 6.410.659,50 €
Unpaid Interest for the Period	- €					
Cumulative Unpaid Interest	- €					

**SC Germany Consumer 2016-1
Monthly Investor Report**

19. Swap Counterparty



Reporting Date	11.12.2018				
Payment Date	13.12.2018				
Period No	27				
Monthly Period	Dez 2018				
Interest Period	from	13.11.2018	to	13.12.2018	= 30 days
Collection Period	from	01.11.2018	to	30.11.2018	

Swap Counterparty

Swap Counterparty Banco Santander S.A., London Branch
Swap Rating Trigger Breach no

Rating Trigger & Current Ratings	Consequenses	DBRS			S & P			Trigger breach
		Long Term	Short Term	Outlook	Long Term	Short Term	Outlook	
1st Rating Trigger	Collateral, Guarantee or Replacement	BBB	-		BB	-		no
Current Counterparty Ratings		AH	R-1M	STABLE	A	A-1	STABLE	

Current Swap Data

Swap Type Fixed Floating Interest Rate Swap
Notional Amount € 42.799.975,10
Fixed Rate -0,4200%
Floating Rate (Euribor) -0,3690%
Net Swap Payments € 1.819,00
Notional Amount next period € 42.799.964,75

Swap Counterparty Details

Banco Santander S.A., London Branch
FI Structuring
2 Triton Square
Regent's Place
London, NW1 3AN
United Kingdom

Counterparty Replacement

Old Counterparty Abbey National Treasury Services plc
Current Counterparty Banco Santander S.A., London Branch

Ratings as of 30.11.2018, data source: Bloomberg

**SC Germany Consumer 2016-1
Monthly Investor Report**

20. Retention



Reporting Date	11.12.2018				
Payment Date	13.12.2018				
Period No	27				
Monthly Period	Dez 2018				
Interest Period	from	13.11.2018	to	13.12.2018	= 30 days
Collection Period	from	01.11.2018	to	30.11.2018	

Santander Consumer Bank AG confirms its compliance to have continuously retained a net economic interest in the SC Germany Consumer 2016-1 securitisation transaction of at least 5% of the securitised Purchased Receivables pursuant to Art. 405 of the CRR (Regulation (EU) No 575/2013 of the European Parliament and of the Council of 26 June 2013) by retaining no less than 5 % of the nominal value of each of the tranches sold or transferred to the investors.

Outstanding Balance of the Class A Notes as of the Offer Date:	635.800.000,00 €
Outstanding Balance of the retained Class A Notes as of the Offer Date:	635.800.000,00 €
Outstanding Balance of the Class A Notes as of the end of the Monthly Period:	231.313.386,26 €
Outstanding Balance of the retained Class A Notes of the end of the Monthly Period:	231.313.386,26 €
Outstanding Balance of the Class B Notes as of the Offer Date:	43.200.000,00 €
Outstanding Balance of the retained Class B Notes as of the Offer Date:	43.200.000,00 €
Outstanding Balance of the Class B Notes as of the end of the Monthly Period:	43.200.000,00 €
Outstanding Balance of the retained Class B Notes of the end of the Monthly Period:	43.200.000,00 €
Outstanding Balance of the Class C Notes as of the Offer Date:	28.200.000,00 €
Outstanding Balance of the retained Class C Notes as of the Offer Date:	28.200.000,00 €
Outstanding Balance of the Class C Notes as of the end of the Monthly Period:	28.200.000,00 €
Outstanding Balance of the retained Class C Notes of the end of the Monthly Period:	28.200.000,00 €
Outstanding Balance of the Class D Notes as of the Offer Date:	11.300.000,00 €
Outstanding Balance of the retained Class D Notes as of the Offer Date:	600.000,00 €
Outstanding Balance of the Class D Notes as of the end of the Monthly Period:	11.300.000,00 €
Outstanding Balance of the retained Class D Notes of the end of the Monthly Period:	600.000,00 €
Outstanding Balance of the Class E Notes as of the Offer Date:	31.500.000,00 €
Outstanding Balance of the retained Class E Notes as of the Offer Date:	1.600.000,00 €
Outstanding Balance of the Class E Notes as of the end of the Monthly Period:	31.500.000,00 €
Outstanding Balance of the retained Class E Notes of the end of the Monthly Period:	1.600.000,00 €

**SC Germany Consumer 2016-1
Monthly Investor Report**

21. Counterparties



Reporting Date	11.12.2018				
Payment Date	13.12.2018				
Period No	27				
Monthly Period	Dez 2018				
Interest Period	from	13.11.2018	to	13.12.2018	= 30 days
Collection Period	from	01.11.2018	to	30.11.2018	

Join Lead Managers:

UniCredit Bank AG

Arabellastraße 12
81925 München
Germany

Banco Santander S.A.

Santander Global Banking and Markets
2 Triton Square
Regent's Place
London NW1 3AN
United Kingdom

Paying Agent:

Bank of New York Mellon

Corporate Trust Administration
One Canada Square
London E14 5AL
England

Transaction Account:

Bank of New York Mellon

Messeturm
Friedrich-Ebert-Anlage 49
60327 Frankfurt am Main
Germany

Transaction Security Trustee:

Wilmington Trust (London) Limited

Third Floor, 1 King's Arms Yard
London EC2R 7AF
United Kingdom

Data Trustee:

Wilmington Trust (London) Limited

Third Floor, 1 King's Arms Yard
London EC2R 7AF
United Kingdom

Rating Agencies:

Standard & Poor's Ratings Services

Structured Finance
20 Canada Square
E14 5LH London
United Kingdom

DBRS

Surveillance Team
1 Minster Court
London EC3R 7AA
United Kingdom

	DBRS			S & P			Counterparty status
	Long Term	Short Term	Outlook	Long Term	Short Term	Outlook	
	-	-	-	BBB+	A-2	DEVELOP	performing
	AH	R-1M	STABLE	A	A-1	STABLE	performing
	AA	R-1H	STABLE	AA-	A-1+	STABLE	performing
	AA	R-1H	STABLE	AA-	A-1+	STABLE	performing
	-	-	-	-	-	-	performing
	-	-	-	-	-	-	performing

Ratings as of 30.11.2018, data source: Bloomberg

**SC Germany Consumer 2016-1
Monthly Investor Report**

22. Issuer Information



Reporting Date		11.12.2018				
Payment Date		13.12.2018				
Period No		27				
Monthly Period		13.12.2018				
Interest Period	from	13.11.2018	to	13.12.2018	=	30 days
Collection Period	from	01.11.2018	to	30.11.2018		

Deal Name:

SC Germany Consumer 2016-1

Issuer:

SC Germany Consumer 2016-1 UG (haftungsbeschränkt)
The Managing Directors
Steinweg 3-5
60313 Frankfurt am Main
Germany
eMail fradirectors@wilmingtontrust.com
fax +49 (0) 69 2992 5387

Seller of the Receivables:

Santander Consumer Bank AG

Servicer Name:

Santander Consumer Bank AG

Reporting Entity:

Santander Consumer Bank AG
Capital Markets
Santander-Platz 1
41061 Mönchengladbach
Germany
eMail abs_ger@santander.de
fax +49 (0) 2161 690 7077

SPV-Administrator:

Wilmington Trust SP Services (Frankfurt) GmbH
Steinweg 3-5
60313 Frankfurt am Main
Germany
eMail fradirectors@wilmingtontrust.com
fax +49 (0) 69 2992 5387

**SC Germany Consumer 2016-1
Monthly Investor Report**

23. Santander Consumer Bank



Contact Details

Capital Markets

Peter René Müller +49-2161-690-7337
 Ralf Schüring +49-2161-690-5464
 Bastian Menges +49-2161-690-7085
 Stefan Zilligen +49-2161-690-6069
 Tobias Daners +49-2161-690-7410
 Team ABS

peterrene.mueller@santander.de
ralf.schuering@santander.de
bastian.menges@santander.de
stefan.zilligen@santander.de
tobias.daners@santander.de
abs_ger@santander.de

Reporting Date	11.12.2018				
Payment Date	13.12.2018				
Period No	27				
Monthly Period	Dez 2018				
Interest Period	from	13.11.2018	to	13.12.2018	= 30 days
Collection Period	from	01.11.2018	to	30.11.2018	

Ratings Santander

Banco Santander S.A.

Santander Consumer Finance S.A.

Santander Consumer Bank AG

DBRS			S & P		
Long Term	Short Term	Outlook	Long Term	Short Term	Outlook
AH	R-1M	STABLE	A	A-1	STABLE
-	-	-	A-	A-2	STABLE
-	-	-	A-	A-2	STABLE

Ratings as of 30.11.2018, data source: Bloomberg