

# SC Germany Consumer 2022-1 Monthly Investor Report



# SC Germany Consumer 2022-1 Monthly Investor Report

## Cover Sheet Monthly Investor Report



Calculation Date	12.02.2024				
Payment Date	14.02.2024				
Period No	16				
Monthly Period	Feb 2024				
Interest Period from	15.01.2024	to	14.02.2024	=	30 days
Collection Period from	01.01.2024	to	31.01.2024		

### Index

### Page

1. Portfolio Information	<a href="#">1</a>
1.1 Portfolio Information per period	<a href="#">2</a>
2. Reserve Accounts	<a href="#">3</a>
3.1 Delinquency Data	<a href="#">4</a>
3.2 Default Data	<a href="#">5</a>
3.3 Defaults & Recoveries per period	<a href="#">6</a>
4. Concentration Limits	<a href="#">7</a>
5. Outstanding Notes	<a href="#">8</a>
6. Original Principal Balance	<a href="#">9</a>
6.1 Original PB (Graph)	<a href="#">10</a>
7. Current Principal Balance	<a href="#">11</a>
7.1 Current PB (Graph)	<a href="#">12</a>
8. Borrower Concentration	<a href="#">13</a>
9. Geographical Distribution	<a href="#">14</a>
9.1 Geographical (Graph)	<a href="#">15</a>
10. Collateral	<a href="#">16</a>
11. Insurances	<a href="#">17</a>
12. Payment Methods	<a href="#">18</a>
13. Effective Interest Rate	<a href="#">19</a>
13.1 Effective Interest Rate (Graph)	<a href="#">20</a>
14. Seasoning	<a href="#">21</a>
14.1 Seasoning (Graph)	<a href="#">22</a>
15. Remaining Term	<a href="#">23</a>
15.1 Remaining Term (Graph)	<a href="#">24</a>
16. Original Term	<a href="#">25</a>
16.1 Original Term (Graph)	<a href="#">26</a>
17. Loan Concentration	<a href="#">27</a>
18. Amortisation Profiles	<a href="#">28</a>
19. Priority of Payments + Transaction Costs	<a href="#">29</a>
20. Retention	<a href="#">30</a>
21. Counterparties	<a href="#">31</a>
21. Issuer Information	<a href="#">32</a>
23. Swap Counterparty	<a href="#">33</a>
24. Santander Consumer Bank	<a href="#">34</a>
25. Glossary	<a href="#">35</a>

**SC Germany Consumer 2022-1  
Monthly Investor Report**

**1. Portfolio Information**



Calculation Date	12.02.2024				
Payment Date	14.02.2024				
Period No	16				
Monthly Period	Feb 2024				
Interest Period from	15.01.2024	to	14.02.2024	=	30 days
Collection Period from	01.01.2024	to	31.01.2024		

Outstanding Receivables	No. of Contracts	current period	previous period
		Aggregate Outstanding Principal Amount	Aggregate Outstanding Principal Amount
<b>Beginning of Period</b>	<b>62.246</b>	<b>921.970.706,57 €</b>	<b>944.785.206,34 €</b>
Scheduled Principal Payments		13.481.764,40 €	13.428.232,84 €
Prepayment Principal		15.831.286,42 €	6.947.345,42 €
<b>Total Principal Collections</b>		<b>29.313.050,82 €</b>	<b>20.375.578,26 €</b>
<b>Total Interest Collections</b>		<b>4.296.153,25 €</b>	<b>4.428.883,64 €</b>
<b>Defaults</b>		<b>2.539.805,06 €</b>	<b>2.438.921,51 €</b>
<b>Replenishment Amount</b>		<b>- €</b>	<b>- €</b>
<b>End of Period</b>		<b>890.117.850,69 €</b>	<b>921.970.706,57 €</b>
<b>Purchase Shortfall Amount</b>		<b>18,07 €</b>	<b>85,91 €</b>
<b>Total Assets (End of Period)</b>	<b>60.762</b>	<b>890.117.868,76 €</b>	<b>921.970.792,48 €</b>
<b>Current Prepayment Rate (annualised)</b>		<b>18,8%</b>	
<b>Current Poolfactor</b>		<b>88,7%</b>	

**SC Germany Consumer 2022-1  
Monthly Investor Report**

**1.1 Portfolio Information per period**



Calculation Date	12.02.2024		
Payment Date	14.02.2024		
Period No	16		
Monthly Period	Feb 2024		
Interest Period	from	15.01.2024	to 14.02.2024 = 30 days
Collection Period	from	01.01.2024	to 31.01.2024

Collection Period	Outstanding BOP	Scheduled Principal Payments	Prepayment Principal	Total Principal Collections	Prepayment Rate
1	999.999.987,09 €	12.874.153,58 €	12.869.301,56 €	25.743.455,14 €	14,40%
2	999.999.994,49 €	12.749.018,21 €	14.938.459,26 €	27.687.477,47 €	16,52%
3	999.999.997,67 €	12.267.567,37 €	9.162.134,91 €	21.429.702,28 €	10,46%
4	999.999.994,00 €	12.703.121,13 €	19.011.983,49 €	31.715.104,62 €	20,57%
5	999.999.989,14 €	12.573.513,08 €	15.870.326,32 €	28.443.839,40 €	17,47%
6	999.999.997,65 €	12.878.781,51 €	16.692.848,52 €	29.571.630,03 €	18,29%
7	999.999.996,75 €	13.682.490,24 €	13.503.526,90 €	27.186.017,14 €	15,05%
8	999.999.997,40 €	13.211.478,12 €	16.184.488,81 €	29.395.966,93 €	17,78%
9	999.999.977,96 €	13.262.543,27 €	16.278.904,21 €	29.541.447,48 €	17,88%
10	999.999.995,70 €	13.446.052,16 €	18.154.861,64 €	31.600.913,80 €	19,74%
11	999.999.981,96 €	13.599.419,19 €	16.834.208,94 €	30.433.628,13 €	18,43%
12	999.530.391,05 €	15.340.390,18 €	11.711.911,98 €	27.052.302,16 €	13,19%
13	999.580.049,79 €	13.793.697,79 €	11.179.253,25 €	24.972.951,04 €	12,63%
14	972.266.109,07 €	13.666.245,62 €	11.190.638,69 €	24.856.884,31 €	12,97%
15	944.785.206,34 €	13.428.232,84 €	6.947.345,42 €	20.375.578,26 €	8,48%
16	921.970.706,57 €	13.481.764,40 €	15.831.286,42 €	29.313.050,82 €	18,77%
17					
18					
19					
20					
21					
22					
23					
24					
25					
26					
27					
28					
29					
30					
31					
32					
33					
34					
35					
36					
37					
38					
39					
40					
41					
42					
43					
44					
45					
46					
47					
48					
49					
50					
51					
52					
53					
54					
55					
56					
57					
58					
59					
60					
61					
62					
63					
64					
65					
66					
67					
68					
69					
70					
71					
72					
73					
74					
75					
76					
77					
78					
79					
80					

# SC Germany Consumer 2022-1 Monthly Investor Report

## 2. Reserve Accounts



Calculation Date	12.02.2024				
Payment Date	14.02.2024				
Period No	16				
Monthly Period	Feb 2024				
Interest Period from	15.01.2024	to	14.02.2024	=	30 days
Collection Period from	01.01.2024	to	31.01.2024		

### Reserve Accounts

#### Liquidity Reserve

	in %		Trigger Event y/n
Beginning of Period	1,7%	15.571.722,31 €	
Cash Outflow		15.571.722,31 €	
of which Liquidity Reserve Excess Amount		- €	
Cash Inflow		15.138.752,98 €	
End of Period	1,7%	15.138.752,98 €	
Required Liquidity Reserve Amount	2,2%	19.591.327,39 €	

#### Commingling Reserve

	in %		Trigger Event y/n
Beginning of Period		n/a	no
Cash Outflow		n/a	
of which Commingling Reserve Excess Amount			
of which drawn from the commingling reserve and applied to PoP			
Cash Inflow		n/a	
End of Period		n/a	
Commingling Reserve Required Amount		- €	

#### Set-Off Reserve

	in %		Trigger Event y/n
Beginning of Period		n/a	no
Cash Outflow		n/a	
of which Set-Off Reserve Excess Amount			
of which drawn from the set-off reserve and applied to PoP			
Cash Inflow		n/a	
End of Period		n/a	
Set-Off Reserve Required Amount		- €	

In case of Rating Trigger breach: Set-Off Reserve Required Amount

**SC Germany Consumer 2022-1  
Monthly Investor Report**

**3.1 Delinquency Data**



Calculation Date	12.02.2024				
Payment Date	14.02.2024				
Period No	16				
Monthly Period	Feb 2024				
Interest Period	from	15.01.2024	to	14.02.2024	= 30 days
Collection Period	from	01.01.2024	to	31.01.2024	

**Delinquency Data and Ratios**

Collection Period	Outstanding EOP	Days past due				not delinquent	Days past due			
		1-30	31-60	61-90	>90		1-30	31-60	61-90	>90
1	999.999.987,09 €	0,00 €	0,00 €	0,00 €	0,00 €	100,00%	0,00%	0,00%	0,00%	0,00%
2	999.999.994,49 €	641.380,19 €	1.894.731,03 €	844.156,63 €	61.173,60 €	99,66%	0,06%	0,19%	0,08%	0,01%
3	999.999.997,67 €	2.165.080,78 €	1.060.540,63 €	2.578.767,32 €	725.701,01 €	99,35%	0,22%	0,11%	0,26%	0,07%
4	999.999.994,00 €	1.781.232,01 €	2.899.036,17 €	795.324,06 €	2.634.984,34 €	99,19%	0,18%	0,29%	0,08%	0,26%
5	999.999.989,14 €	860.512,44 €	2.266.862,75 €	2.762.908,48 €	4.198.265,92 €	98,99%	0,09%	0,23%	0,28%	0,42%
6	999.999.997,65 €	2.543.997,92 €	3.376.601,62 €	2.436.455,51 €	2.844.720,69 €	98,88%	0,25%	0,34%	0,24%	0,28%
7	999.999.996,75 €	954.864,90 €	5.145.832,87 €	2.763.720,24 €	2.757.097,57 €	98,84%	0,10%	0,51%	0,28%	0,28%
8	999.999.997,40 €	2.864.134,06 €	3.671.378,04 €	2.672.979,02 €	3.346.589,70 €	98,74%	0,29%	0,37%	0,27%	0,33%
9	999.999.977,96 €	1.065.451,69 €	3.999.926,34 €	3.994.959,29 €	5.266.748,99 €	98,57%	0,11%	0,40%	0,40%	0,53%
10	999.999.995,70 €	3.250.747,46 €	1.215.052,88 €	4.064.701,73 €	5.563.315,06 €	98,59%	0,33%	0,12%	0,41%	0,56%
11	999.999.981,96 €	1.111.463,21 €	3.290.646,07 €	3.538.383,00 €	6.510.756,00 €	98,55%	0,11%	0,33%	0,35%	0,65%
12	999.530.391,05 €	1.104.492,49 €	3.745.027,68 €	3.444.484,59 €	6.265.484,42 €	98,54%	0,11%	0,37%	0,34%	0,63%
13	999.580.049,79 €	4.151.380,28 €	3.804.017,99 €	1.411.264,70 €	6.179.967,34 €	98,44%	0,42%	0,38%	0,14%	0,62%
14	972.266.109,07 €	1.607.009,74 €	4.520.145,30 €	4.047.145,59 €	6.202.633,38 €	98,32%	0,17%	0,46%	0,42%	0,64%
15	944.785.206,34 €	3.552.122,70 €	1.608.436,98 €	4.962.406,83 €	6.386.006,24 €	98,25%	0,38%	0,17%	0,53%	0,68%
16	921.970.706,57 €	3.147.158,13 €	3.933.297,21 €	3.839.134,43 €	4.811.470,77 €	98,29%	0,34%	0,43%	0,42%	0,52%
17										
18										
19										
20										
21										
22										
23										
24										
25										
26										
27										
28										
29										
30										
31										
32										
33										
34										
35										
36										
37										
38										
39										
40										
41										
42										
43										
44										
45										
46										
47										
48										
49										
50										
51										
52										
53										
54										
55										
56										
57										
58										
59										
60										
61										
62										
63										
64										
65										
66										
67										
68										
69										
70										
71										
72										
73										
74										
75										
76										
77										
78										
79										
80										

**SC Germany Consumer 2022-1  
Monthly Investor Report**

**3.2 Default Data**



Calculation Date	12.02.2024				
Payment Date	14.02.2024				
Period No	16				
Monthly Period	Feb 2024				
Interest Period from	15.01.2024	to	14.02.2024	=	30 days
Collection Period from	01.01.2024	to	31.01.2024		

**Default Data and Ratios**

	Amount	Number of Loans
<b>Current Default</b>		
Current Period Gross Default	2.539.805,06 €	
Current Period Recoveries	67.030,32 €	
Current Period Net Default	2.472.774,74 €	
New Number of Defaulted Contracts		140
<b>Cumulative Default</b>		
Cumulative Gross Default	26.908.923,67 €	
Cumulative Recoveries	471.474,57 €	
Cumulative Net Losses	26.437.449,10 €	
Total Number of Defaulted Contracts		1.578

**Principal Deficiency Ledgers**

**Class A PDL Sub-Ledger**

Class A PDL BoP	- €
Class A Amount debited to the PDL	- €
Class A Amount credited to the PDL	- €
Class A PDL EoP	- €

**Class B PDL Sub-Ledger**

Class B PDL BoP	- €
Class B Amount debited to the PDL	- €
Class B Amount credited to the PDL	- €
Class B PDL EoP	- €

**Class C PDL Sub-Ledger**

Class C PDL BoP	- €
Class C Amount debited to the PDL	- €
Class C Amount credited to the PDL	- €
Class C PDL EoP	- €

**Class D PDL Sub-Ledger**

Class D PDL BoP	- €
Class D Amount debited to the PDL	- €
Class D Amount credited to the PDL	- €
Class D PDL EoP	- €

**Class E PDL Sub-Ledger**

Class E PDL BoP	- €
Class E Amount debited to the PDL	- €
Class E Amount credited to the PDL	- €
Class E PDL EoP	- €

**Class F PDL Sub-Ledger**

Class F PDL BoP	- €
Class F Amount debited to the PDL	- €
Class F Amount credited to the PDL	- €
Class F PDL EoP	- €

**Class G PDL Sub-Ledger**

Class G PDL BoP	2.285.257,92 €
Class G Amount debited to the PDL	2.539.805,06 €
Class G Amount credited to the PDL	1.860.040,94 €
Class G PDL EoP	2.965.022,04 €

**SC Germany Consumer 2022-1  
Monthly Investor Report**

**3.3 Defaults & Recoveries per period**



Calculation Date	12.02.2024				
Payment Date	14.02.2024				
Period No	16				
Monthly Period	Feb 2024				
Interest Period	from	15.01.2024	to	14.02.2024	= 30 days
Collection Period	from	01.01.2024	to	31.01.2024	

**Default/Recovery Data and Ratios**

3 Months Rolling Average Dynamic Net Loss Ratio % \* **0,25%**

Collection Period	Number of defaulted contracts	Defaults in collection period	cumulated Defaults since cut-off	cumulated amount of purchased receivables	Cumulated Default Ratio %	Recoveries in collection period	cumulated Recoveries since cut-off	cumulated net losses	cumulative net loss ratio %	Dynamic Net Loss Ratio
1	0	0,00 €	0,00 €	1.025.743.449,63 €	0,00%	0,00 €	0,00 €	0,00 €	0,00%	n/a
2	2	24.148,21 €	24.148,21 €	1.053.455.078,49 €	0,00%	-106,57 €	-106,57 €	24.254,78 €	0,00%	0,00%
3	7	94.815,96 €	118.964,17 €	1.074.979.593,06 €	0,01%	-379,46 €	-486,03 €	119.450,20 €	0,01%	0,01%
4	38	475.812,17 €	594.776,34 €	1.107.170.504,99 €	0,05%	-692,74 €	-1.178,77 €	595.955,11 €	0,05%	0,05%
5	112	1.667.952,86 €	2.262.729,20 €	1.137.282.305,76 €	0,20%	-1.099,70 €	-2.278,47 €	2.265.007,67 €	0,20%	0,17%
6	227	1.799.199,77 €	4.061.928,97 €	1.168.653.134,66 €	0,35%	-2.884,83 €	-5.163,30 €	4.067.092,27 €	0,35%	0,18%
7	323	1.624.372,99 €	5.686.301,96 €	1.197.463.525,44 €	0,47%	36.361,46 €	31.198,16 €	5.655.103,80 €	0,47%	0,16%
8	421	1.702.373,25 €	7.388.675,21 €	1.228.561.846,18 €	0,60%	27.481,56 €	58.679,72 €	7.329.995,49 €	0,60%	0,17%
9	570	2.535.440,28 €	9.924.115,49 €	1.260.638.751,68 €	0,79%	25.687,07 €	84.366,79 €	9.839.748,70 €	0,78%	0,25%
10	740	3.245.825,94 €	13.169.941,43 €	1.295.485.477,68 €	1,02%	10.937,11 €	95.303,90 €	13.074.637,53 €	1,01%	0,32%
11	897	2.496.894,42 €	15.666.835,85 €	1.327.946.409,32 €	1,18%	46.365,93 €	141.669,83 €	15.525.166,02 €	1,17%	0,25%
12	1.003	1.298.353,15 €	16.965.189,00 €	1.356.346.723,37 €	1,25%	68.363,63 €	210.033,46 €	16.755.155,54 €	1,24%	0,12%
13	1.137	2.340.989,68 €	19.306.178,68 €	1.356.346.723,37 €	1,42%	47.250,13 €	257.283,59 €	19.048.895,09 €	1,40%	0,23%
14	1.284	2.624.018,42 €	21.930.197,10 €	1.356.346.723,37 €	1,62%	95.431,85 €	352.715,44 €	21.577.481,66 €	1,59%	0,25%
15	1.438	2.438.921,51 €	24.369.118,61 €	1.356.346.723,37 €	1,80%	51.728,81 €	404.444,25 €	23.964.674,36 €	1,77%	0,25%
16	1.578	2.539.805,06 €	26.908.923,67 €	1.356.346.723,37 €	1,98%	67.030,32 €	471.474,57 €	26.437.449,10 €	1,95%	0,26%
17										
18										
19										
20										
21										
22										
23										
24										
25										
26										
27										
28										
29										
30										
31										
32										
33										
34										
35										
36										
37										
38										
39										
40										
41										
42										
43										
44										
45										
46										
47										
48										
49										
50										
51										
52										
53										
54										
55										
56										
57										
58										
59										
60										
61										
62										
63										
64										
65										
66										
67										
68										
69										
70										
71										
72										
73										
74										
75										
76										
77										
78										
79										
80										

\* trigger applies for the first 25 Payment Dates following the end of the Replenishment Period



**SC Germany Consumer 2022-1  
Monthly Investor Report**

**4. Concentration Limits**



Calculation Date	12.02.2024			
Payment Date	14.02.2024			
Period No	16			
Monthly Period	Feb 2024			
Interest Period from	15.01.2024	to	14.02.2024	= 30 days
Collection Period from	01.01.2024	to	31.01.2024	

Portfolio Concentrations	Current Transaction Status			Amortising
	Minimum-Trigger	Maximum-Trigger	Current Value	Trigger Breach
Average Yield (applicable for Total Portfolio)	5,50%	-	-	
Borrower Exposure (applicable for Total Portfolio)	-	200.000,00 €	-	
WA Remaining Term		85,00	-	
		Maximum-Trigger	Current Value	Trigger Breach
<b>Purchase Shortfall Event</b>				
Period before previous period		100.000.000,00 €	-	
Previous period		100.000.000,00 €	-	
Current period		100.000.000,00 €	-	
<b>Termination/Service Termination Event</b>				no
<b>Event of Default / Termination Event, as defined in the Interest Rate Swap</b>				no
<b>Sequential Payment Trigger Event</b>				no
Cumulative Net Loss Ratio				
- from the first Payment Date in Nov 2022 until (and including) the Payment Date in Oct 2023		2,00%		no
- from the Payment Date in Nov 2023 until (and including) the Payment Date in Oct 2024		3,25%	1,95%	no
- from the Payment Date in Nov 2024 until (and including) the Payment Date in Oct 2025		4,00%		no
- from the Payment Date in Nov 2025 onwards		5,00%		no
Debit balance PDL		20.000.000,00 €	2.965.022,04 €	no
Aggregate Outstanding Portfolio Principal Amount is lower than 10 per cent of the Aggregate Outstanding Portfolio Principal Amount	10%		89,01%	no
Three Months Rolling Average Dynamic Net Loss Ratio *		0,35%	0,25%	no
Tax Call Redemption date				no
Regulatory Change Event Redemption Date				no
Termination Event or Service Termination Event				no
<b>Early Amortisation Event</b>				
Cumulative Net Loss Ratio				
- prior to or on 30 September 2023		2,00%	-	
Purchase Shortfall Event				
Termination Event or Service Termination Event				
Event of Default / Termination Event, as defined in the Interest Rate Swap				
Any debit of class G PDL equal to or higher than 0.25% on two consecutive Payment Dates				
Previous period		0,25%	-	
Current period			-	

\* trigger applies for the first 25 Payment Dates following the end of the Replenishment Period

**SC Germany Consumer 2022-1  
Monthly Investor Report**

Calculation Date	12.02.2024				
Payment Date	14.02.2024				
Period No	16				
Monthly Period	Feb 2024				
Interest Period from	15.01.2024	to	14.02.2024	=	30 days
Collection Period from	01.01.2024	to	31.01.2024		

**5. Outstanding Notes**



	All notes	Class A	Class B	Class C	Class D	Class E	Class F	Class G
<b>1. Note Balance</b>								
<b>General Note Information</b>								
ISIN Code		XS2482884850	XS2482885071	XS2482886046	XS2482886475	XS2482886558	XS2482886632	XS2482886806
Currency		EUR	EUR	EUR	EUR	EUR	EUR	EUR
Initial Tranching	in %	75,60%	4,40%	5,50%	4,00%	5,10%	2,60%	2,80%
Legal Maturity		Okt 2036	Okt 2036	Okt 2036	Okt 2036	Okt 2036	Okt 2036	Okt 2036
Expected Maturity		Nov 2027	Nov 2027	Nov 2027	Nov 2027	Nov 2027	Jan 2024	Nov 2027
Original Rating (Fitch / Moody's)		AAA (sf) / Aaa (sf)	AA- (sf) / Aa1 (sf)	A (sf) / A1 (sf)	BBB (sf) / Baa3 (sf)	BB (sf) / Ba3 (sf)	B- (sf) / B2 (sf)	n.r. / n.r.
Current Rating (Fitch / Moody's)*		AAA (sf) / Aaa (sf)	AA- (sf) / Aa1 (sf)	A (sf) / A1 (sf)	BBB (sf) / Baa3 (sf)	BB (sf) / Ba3 (sf)	CCC (sf) / B2 (sf)	n.r. / n.r.
Initial Notes Aggregate Principal Outstanding Balance	1.000.000.000 €	756.000.000,00 €	44.000.000,00 €	55.000.000,00 €	40.000.000,00 €	51.000.000,00 €	26.000.000,00 €	28.000.000,00 €
Initial Nominal per Note		100.000,00 €	100.000,00 €	100.000,00 €	100.000,00 €	100.000,00 €	100.000,00 €	100.000,00 €
Initial Number of Notes per Class		7.560	440	550	400	510	260	280
<b>Current Note Information</b>								
Class Principal Outstanding Balance Beginning of Period	918.514.881,24 €	695.468.894,40 €	40.477.025,60 €	50.596.282,00 €	36.797.296,00 €	46.916.552,40 €	20.258.830,84 €	28.000.000,00 €
Replenishment	- €							
Amortisation	31.173.159,60 €							
Redemption per Class		24.912.165,60 €	1.449.914,40 €	1.812.393,00 €	1.318.104,00 €	1.680.582,60 €	- €	- €
Redemption per Note		3.295,26 €	3.295,26 €	3.295,26 €	3.295,26 €	3.295,26 €	- €	- €
Class Principal Outstanding Balance End of Period	887.341.721,64 €	670.556.728,80 €	39.027.111,20 €	48.783.889,00 €	35.479.192,00 €	45.235.969,80 €	20.258.830,84 €	28.000.000,00 €
Current Tranching		75,6%	4,4%	5,5%	4,0%	5,1%	2,3%	3,2%
Current Pool Factor	0,89	0,89	0,89	0,89	0,89	0,89	0,78	1,00
<b>2. Payments to Investors per Note</b>								
Interest Rate Basis: 1 M-Euribor / Fixed / Floating	3,880%	1mE+70bp	1mE+275bp	1mE+375bp	1mE+550bp	1mE+850bp	1mE+1200bp	1614bp
DayCount Convention		act/360	act/360	act/360	act/360	act/360	act/360	act/360
Interest Days	30							
Principal Outstanding per Note Beginning of Period		91.993,24 €	91.993,24 €	91.993,24 €	91.993,24 €	91.993,24 €	77.918,58 €	100.000,00 €
> Principal Repayment per Note		<b>3.295,26 €</b>	<b>3.295,26 €</b>	<b>3.295,26 €</b>	<b>3.295,26 €</b>	<b>3.295,26 €</b>	- €	- €
Principal Outstanding per Note End of Period		88.697,98 €	88.697,98 €	88.697,98 €	88.697,98 €	88.697,98 €	77.918,58 €	100.000,00 €
> Interest accrued for the period	-	<b>2.654.391,60 €</b>	<b>223.634,40 €</b>	<b>321.706,00 €</b>	<b>287.632,00 €</b>	<b>484.020,60 €</b>	<b>268.091,20 €</b>	<b>5.962.832,40 €</b>
Interest Payment		<b>2.654.391,60 €</b>	<b>223.634,40 €</b>	<b>321.706,00 €</b>	<b>287.632,00 €</b>	<b>484.020,60 €</b>	<b>268.091,20 €</b>	- €
Interest Payment per Note		<b>351,11 €</b>	<b>508,26 €</b>	<b>584,92 €</b>	<b>719,08 €</b>	<b>949,06 €</b>	<b>1.031,12 €</b>	- €
<b>3. Credit Enhancements</b>								
Initial total CE (Subordination, Reserve)		26,5%	22,1%	16,6%	12,6%	7,5%	4,9%	2,1%
Current CE		26,4%	22,0%	16,5%	12,5%	7,4%	5,2%	2,0%

\* Last rating action as of 15.05.2023

**SC Germany Consumer 2022-1  
Monthly Investor Report**

**6. Original Principal Balance**



Calculation Date	12.02.2024			
Payment Date	14.02.2024			
Period No	16			
Monthly Period	Feb 2024			
Interest Period	from	15.01.2024	to	14.02.2024 = 30 days
Collection Period	from	01.01.2024	to	31.01.2024

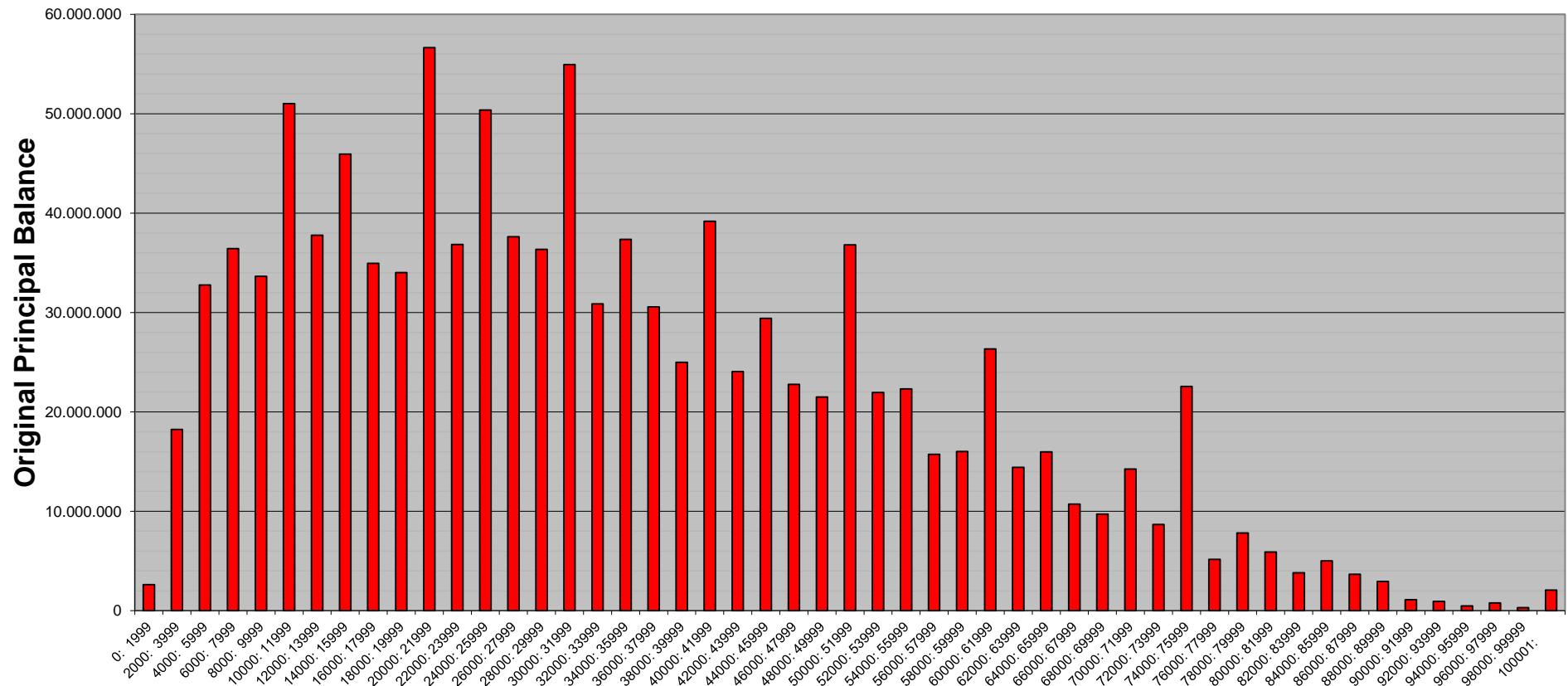
Original Principal Balance (Ranges in EUR)	Original Principal Balance in EUR	Percentage of Total Balance	Number of Loans	Percentage of Total Loans
0: 1999	2.615.019,02	0,23%	1.986	3,27%
2000: 3999	18.235.598,76	1,60%	6.442	10,60%
4000: 5999	32.760.108,46	2,88%	6.706	11,04%
6000: 7999	36.422.945,35	3,21%	5.303	8,73%
8000: 9999	33.645.170,78	2,96%	3.821	6,29%
10000: 11999	51.012.698,84	4,49%	4.802	7,90%
12000: 13999	37.777.801,90	3,32%	2.949	4,85%
14000: 15999	45.923.174,00	4,04%	3.063	5,04%
16000: 17999	34.950.853,23	3,08%	2.066	3,40%
18000: 19999	34.010.761,17	2,99%	1.804	2,97%
20000: 21999	56.657.828,48	4,99%	2.745	4,52%
22000: 23999	36.849.223,56	3,24%	1.610	2,65%
24000: 25999	50.376.268,93	4,43%	2.021	3,33%
26000: 27999	37.627.540,82	3,31%	1.402	2,31%
28000: 29999	36.351.992,56	3,20%	1.257	2,07%
30000: 31999	54.943.929,85	4,84%	1.793	2,95%
32000: 33999	30.876.294,84	2,72%	941	1,55%
34000: 35999	37.360.890,21	3,29%	1.070	1,76%
36000: 37999	30.561.524,66	2,69%	828	1,36%
38000: 39999	24.984.715,20	2,20%	642	1,06%
40000: 41999	39.169.803,89	3,45%	963	1,58%
42000: 43999	24.051.810,62	2,12%	561	0,92%
44000: 45999	29.400.872,45	2,59%	654	1,08%
46000: 47999	22.774.999,96	2,00%	485	0,80%
48000: 49999	21.501.868,52	1,89%	440	0,72%
50000: 51999	36.814.017,46	3,24%	731	1,20%
52000: 53999	21.944.497,97	1,93%	415	0,68%
54000: 55999	22.305.642,92	1,96%	406	0,67%
56000: 57999	15.726.157,73	1,38%	276	0,45%
58000: 59999	16.017.508,18	1,41%	272	0,45%
60000: 61999	26.341.318,27	2,32%	436	0,72%
62000: 63999	14.416.681,42	1,27%	229	0,38%
64000: 65999	15.965.174,22	1,41%	246	0,40%
66000: 67999	10.711.049,59	0,94%	160	0,26%
68000: 69999	9.713.534,40	0,85%	141	0,23%
70000: 71999	14.247.887,56	1,25%	202	0,33%
72000: 73999	8.672.987,71	0,76%	119	0,20%
74000: 75999	22.560.936,64	1,99%	301	0,50%
76000: 77999	5.154.673,75	0,45%	67	0,11%
78000: 79999	7.810.781,56	0,69%	99	0,16%
80000: 81999	5.900.497,12	0,52%	73	0,12%
82000: 83999	3.816.746,00	0,34%	46	0,08%
84000: 85999	5.010.402,18	0,44%	59	0,10%
86000: 87999	3.655.477,55	0,32%	42	0,07%
88000: 89999	2.932.055,26	0,26%	33	0,05%
90000: 91999	1.089.676,21	0,10%	12	0,02%
92000: 93999	929.089,70	0,08%	10	0,02%
94000: 95999	472.719,94	0,04%	5	0,01%
96000: 97999	774.934,43	0,07%	8	0,01%
98000: 99999	295.906,86	0,03%	3	0,00%
100001:	2.061.832,48	0,18%	17	0,03%
<b>Total</b>	<b>1.136.185.883,17</b>	<b>100,00%</b>	<b>60.762</b>	<b>100,00%</b>

Statistics in EUR	
Average Amount	18.698,95

**SC Germany Consumer 2022-1  
Monthly Investor Report**

**6.1 Original PB (Graph)**

Calculation Date	12.02.2024	
Payment Date	14.02.2024	
Period No	16	
Monthly Period	Feb 2024	
Interest Period	from 15.01.2024	to 14.02.2024 = 30 days
Collection Period	from 01.01.2024	to 31.01.2024



**SC Germany Consumer 2022-1  
Monthly Investor Report**

**7. Current Principal Balance**



Calculation Date	12.02.2024			
Payment Date	14.02.2024			
Period No	16			
Monthly Period	Feb 2024			
Interest Period	from	15.01.2024	to	14.02.2024 = 30 days
Collection Period	from	01.01.2024	to	31.01.2024

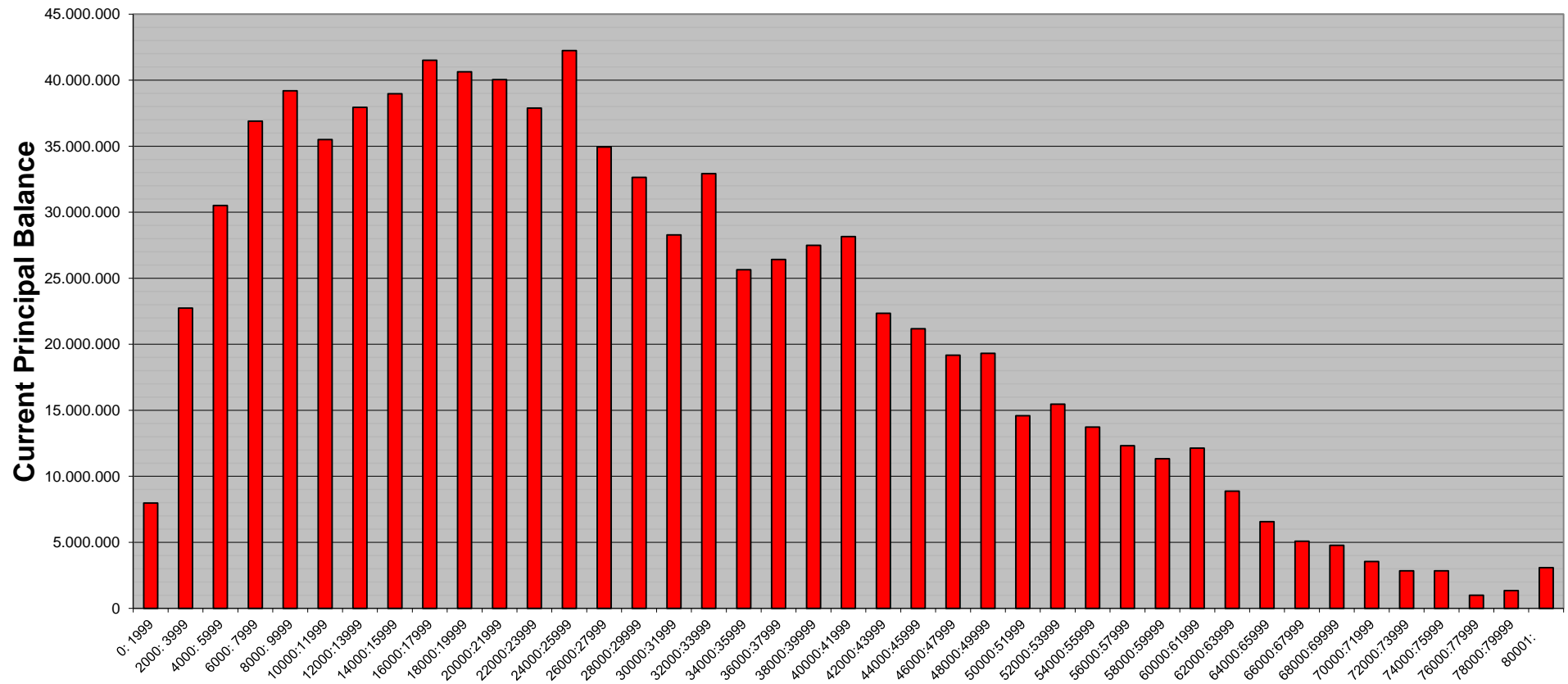
Current Principal Balance (Ranges in EUR)	Current Principal Balance in EUR	Percentage of Total Balance	Number of Loans	Percentage of Total Loans
0: 1999	7.981.097,52	0,90%	7.677	12,63%
2000: 3999	22.746.239,45	2,56%	7.650	12,59%
4000: 5999	30.510.694,35	3,43%	6.180	10,17%
6000: 7999	36.903.564,98	4,15%	5.287	8,70%
8000: 9999	39.200.895,49	4,40%	4.394	7,23%
10000:11999	35.499.576,22	3,99%	3.232	5,32%
12000:13999	37.942.765,00	4,26%	2.930	4,82%
14000:15999	38.967.923,99	4,38%	2.596	4,27%
16000:17999	41.505.156,75	4,66%	2.448	4,03%
18000:19999	40.630.093,24	4,56%	2.137	3,52%
20000:21999	40.048.883,59	4,50%	1.913	3,15%
22000:23999	37.889.212,32	4,26%	1.647	2,71%
24000:25999	42.245.387,15	4,75%	1.693	2,79%
26000:27999	34.942.459,97	3,93%	1.295	2,13%
28000:29999	32.635.564,22	3,67%	1.127	1,85%
30000:31999	28.288.222,12	3,18%	913	1,50%
32000:33999	32.925.989,71	3,70%	999	1,64%
34000:35999	25.647.732,49	2,88%	732	1,20%
36000:37999	26.414.200,58	2,97%	714	1,18%
38000:39999	27.498.858,56	3,09%	705	1,16%
40000:41999	28.153.765,04	3,16%	687	1,13%
42000:43999	22.346.608,38	2,51%	520	0,86%
44000:45999	21.179.833,01	2,38%	471	0,78%
46000:47999	19.178.300,54	2,15%	408	0,67%
48000:49999	19.309.512,26	2,17%	394	0,65%
50000:51999	14.591.172,36	1,64%	286	0,47%
52000:53999	15.467.082,82	1,74%	292	0,48%
54000:55999	13.731.024,52	1,54%	250	0,41%
56000:57999	12.323.476,39	1,38%	216	0,36%
58000:59999	11.327.529,05	1,27%	192	0,32%
60000:61999	12.133.564,82	1,36%	199	0,33%
62000:63999	8.876.760,49	1,00%	141	0,23%
64000:65999	6.563.636,70	0,74%	101	0,17%
66000:67999	5.090.545,33	0,57%	76	0,13%
68000:69999	4.767.844,25	0,54%	69	0,11%
70000:71999	3.540.525,18	0,40%	50	0,08%
72000:73999	2.839.584,15	0,32%	39	0,06%
74000:75999	2.849.212,17	0,32%	38	0,06%
76000:77999	998.302,91	0,11%	13	0,02%
78000:79999	1.344.680,58	0,15%	17	0,03%
80001:	3.080.372,04	0,35%	34	0,06%
<b>Total</b>	<b>890.117.850,69</b>	<b>100,00%</b>	<b>60.762</b>	<b>100,00%</b>

Statistics in EUR	
Average Amount	14.649,25

**SC Germany Consumer 2022-1  
Monthly Investor Report**

**7.1 Current PB (Graph)**

Calculation Date	12.02.2024					
Payment Date	14.02.2024					
Period No	16					
Monthly Period	Feb 2024					
Interest Period	from	15.01.2024	to	14.02.2024	=	30 days
Collection Period	from	01.01.2024	to	31.01.2024		



**SC Germany Consumer 2022-1  
Monthly Investor Report**

**8. Borrower Concentration**



Calculation Date	12.02.2024					
Payment Date	14.02.2024					
Period No	16					
Monthly Period	Feb 2024					
Interest Period	from	15.01.2024	to	14.02.2024	=	30 days
Collection Period	from	01.01.2024	to	31.01.2024		

No	Current Principal Balance in EUR	Percentage of Total Balance	Number of Loans
1	117.558,92	0,0132%	1
2	116.512,33	0,0131%	1
3	114.783,24	0,0129%	1
4	111.466,34	0,0125%	1
5	110.834,54	0,0125%	1
6	101.025,38	0,0113%	1
7	99.618,85	0,0112%	1
8	96.307,92	0,0108%	1
9	93.727,64	0,0105%	1
10	91.492,76	0,0103%	1
11	90.447,83	0,0102%	1
12	89.275,33	0,0100%	1
13	88.346,92	0,0099%	1
14	88.319,92	0,0099%	1
15	88.296,58	0,0099%	1
16	88.125,27	0,0099%	1
17	86.364,51	0,0097%	1
18	86.023,83	0,0097%	1
19	85.072,43	0,0096%	1
20	84.957,07	0,0095%	1
21	83.837,27	0,0094%	1
22	83.721,33	0,0094%	1
23	83.426,88	0,0094%	1
24	82.667,85	0,0093%	1
25	82.502,01	0,0093%	1
	<b>2.344.712,95</b>	<b>0,2634%</b>	<b>25</b>

**SC Germany Consumer 2022-1  
Monthly Investor Report**

**9. Geographical Distribution**



Calculation Date			12.02.2024			
Payment Date			14.02.2024			
Period No			16			
Monthly Period			Feb 2024			
Interest Period	from	15.01.2024	to	14.02.2024	=	30 days
Collection Period	from	01.01.2024	to	31.01.2024		

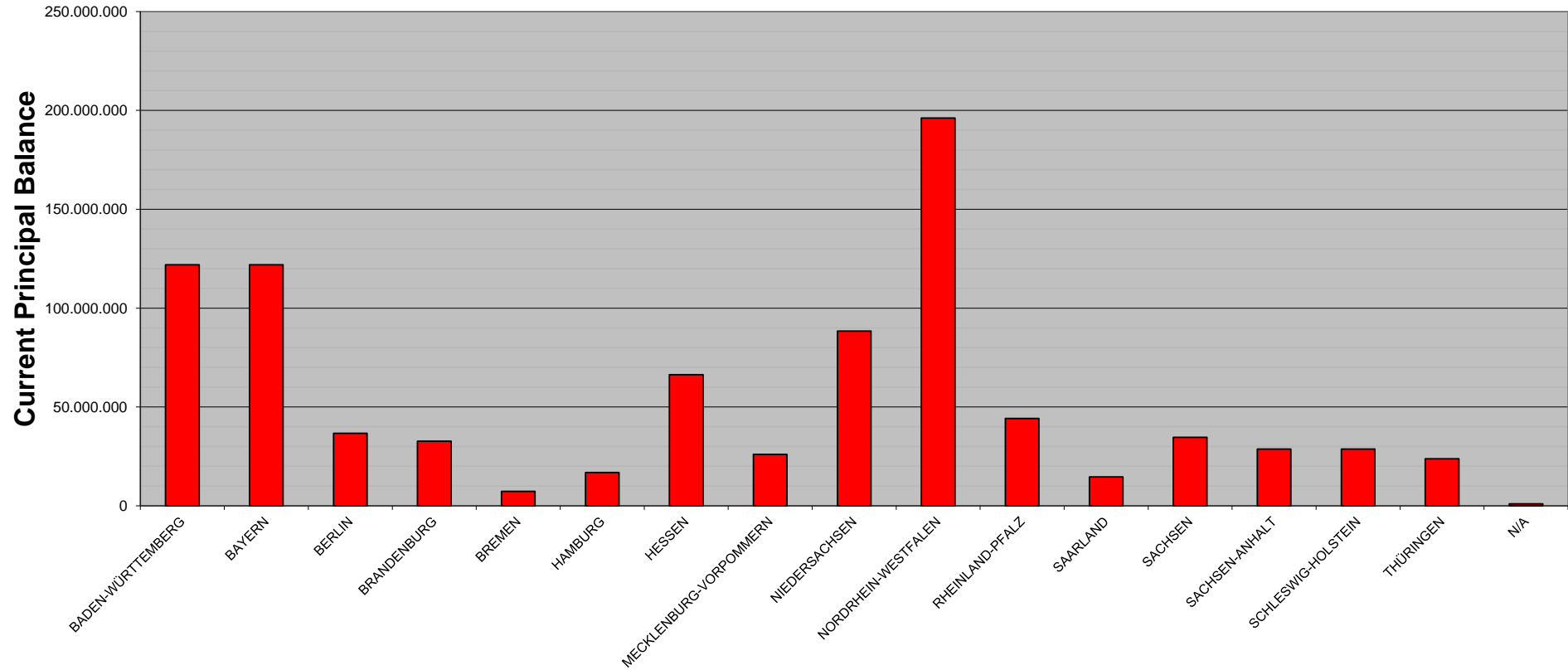
State	Current Principal Balance in EUR	Percentage of Total Balance	Number of Loans	Percentage of Total Loans
BADEN-WÜRTTEMBERG	121.932.513,83	13,70%	7.682	12,64%
BAYERN	121.900.053,48	13,69%	8.247	13,57%
BERLIN	36.669.471,92	4,12%	2.453	4,04%
BRANDENBURG	32.654.323,05	3,67%	2.301	3,79%
BREMEN	7.310.783,78	0,82%	517	0,85%
HAMBURG	16.820.549,20	1,89%	1.200	1,97%
HESSEN	66.346.787,22	7,45%	4.349	7,16%
MECKLENBURG-VORPOMMERN	26.069.500,42	2,93%	1.855	3,05%
NIEDERSACHSEN	88.428.303,73	9,93%	6.099	10,04%
NORDRHEIN-WESTFALEN	196.183.661,30	22,04%	13.292	21,88%
RHEINLAND-PFALZ	44.219.057,28	4,97%	3.092	5,09%
SAARLAND	14.643.352,89	1,65%	941	1,55%
SACHSEN	34.684.074,15	3,90%	2.714	4,47%
SACHSEN-ANHALT	28.750.484,32	3,23%	2.100	3,46%
SCHLESWIG-HOLSTEIN	28.693.563,30	3,22%	2.094	3,45%
THÜRINGEN	23.799.518,99	2,67%	1.768	2,91%
N/A	1.011.851,83	0,11%	58	0,10%
<b>Total</b>	<b>890.117.850,69</b>	<b>100,00%</b>	<b>60.762</b>	<b>100,00%</b>



**SC Germany Consumer 2022-1  
Monthly Investor Report**

**9.1 Geographical Distribution (Graph)**

Calculation Date	12.02.2024	
Payment Date	14.02.2024	
Period No	16	
Monthly Period	Feb 2024	
Interest Period	from 15.01.2024	to 14.02.2024 = 30 days
Collection Period	from 01.01.2024	to 31.01.2024



**SC Germany Consumer 2022-1  
Monthly Investor Report**

**10. Collateral**



Calculation Date		12.02.2024			
Payment Date		14.02.2024			
Period No		16			
Monthly Period		Feb 2024			
Interest Period	from	15.01.2024	to	14.02.2024	= 30 days
Collection Period	from	01.01.2024	to	31.01.2024	

<i>Collateral</i>	<i>Current Principal Balance in EUR</i>	<i>Percentage of Total Balance</i>	<i>Number of Loans</i>	<i>Percentage of Total Loans</i>
secured	22.045.848,47	2,48%	716	1,18%
unsecured	868.072.002,22	97,52%	60.046	98,82%
<b>Total</b>	<b>890.117.850,69</b>	<b>100,00%</b>	<b>60.762</b>	<b>100,00%</b>

**SC Germany Consumer 2022-1  
Monthly Investor Report**

**11. Insurances**



Calculation Date			12.02.2024			
Payment Date			14.02.2024			
Period No			16			
Monthly Period			Feb 2024			
Interest Period	from	15.01.2024	to	14.02.2024	=	30 days
Collection Period	from	01.01.2024	to	31.01.2024		

<i>Payment Protection Insurance</i>	<i>Current Principal Balance in EUR</i>	<i>Percentage of Total Balance</i>	<i>Number of Loans</i>	<i>Percentage of Total Loans</i>
No	366.853.904,69	41,21%	28.233	46,46%
Yes	523.263.946,00	58,79%	32.529	53,54%
<b>Total</b>	<b>890.117.850,69</b>	<b>100,00%</b>	<b>60.762</b>	<b>100,00%</b>

**SC Germany Consumer 2022-1  
Monthly Investor Report**

**12. Payment Methods**



Calculation Date			12.02.2024			
Payment Date			14.02.2024			
Period No			16			
Monthly Period			Feb 2024			
Interest Period	from	15.01.2024	to	14.02.2024	=	30 days
Collection Period	from	01.01.2024	to	31.01.2024		

<i>Payment Method</i>	<i>Current Principal Balance in EUR</i>	<i>Percentage of Total Balance</i>	<i>Number of Loans</i>	<i>Percentage of Total Loans</i>
Direct Debit	863.999.575,27	97,07%	59.007	97,11%
Other	26.118.275,42	2,93%	1.755	2,89%
<b>Total</b>	<b>890.117.850,69</b>	<b>100,00%</b>	<b>60.762</b>	<b>100,00%</b>

<i>Cycle of Payment</i>	<i>Current Principal Balance in EUR</i>	<i>Percentage of Total Balance</i>	<i>Number of Loans</i>	<i>Percentage of Total Loans</i>
15th of month	220.453.540,51	24,77%	15.707	25,85%
1st of month	669.664.310,18	75,23%	45.055	74,15%
<b>Total</b>	<b>890.117.850,69</b>	<b>100,00%</b>	<b>60.762</b>	<b>100,00%</b>

**SC Germany Consumer 2022-1  
Monthly Investor Report**

**13. Effective Interest Rate**



Calculation Date			12.02.2024			
Payment Date			14.02.2024			
Period No			16			
Monthly Period			Feb 2024			
Interest Period	from	15.01.2024	to	14.02.2024	=	30 days
Collection Period	from	01.01.2024	to	31.01.2024		

Yield Range *	Current Principal Balance in EUR	Percentage of Total Balance	Number of Loans	Percentage of Total Loans
0: 0	66.567,02	0,01%	88	0,14%
1: 1	8.596.912,15	0,97%	1.244	2,05%
2: 2	141.258.088,85	15,87%	11.067	18,21%
3: 3	99.943.739,64	11,23%	6.836	11,25%
4: 4	98.904.608,40	11,11%	6.407	10,54%
5: 5	113.702.068,86	12,77%	6.866	11,30%
6: 6	179.013.138,63	20,11%	10.540	17,35%
7: 7	143.180.137,15	16,09%	10.091	16,61%
8: 8	69.179.671,50	7,77%	4.526	7,45%
9: 9	25.551.441,58	2,87%	2.094	3,45%
10:10	7.399.551,60	0,83%	658	1,08%
11:11	2.134.043,48	0,24%	201	0,33%
12:12	915.637,26	0,10%	92	0,15%
13:13	214.715,38	0,02%	41	0,07%
14:14	57.529,19	0,01%	11	0,02%
<b>Total</b>	<b>890.117.850,69</b>	<b>100,00%</b>	<b>60.762</b>	<b>100,00%</b>

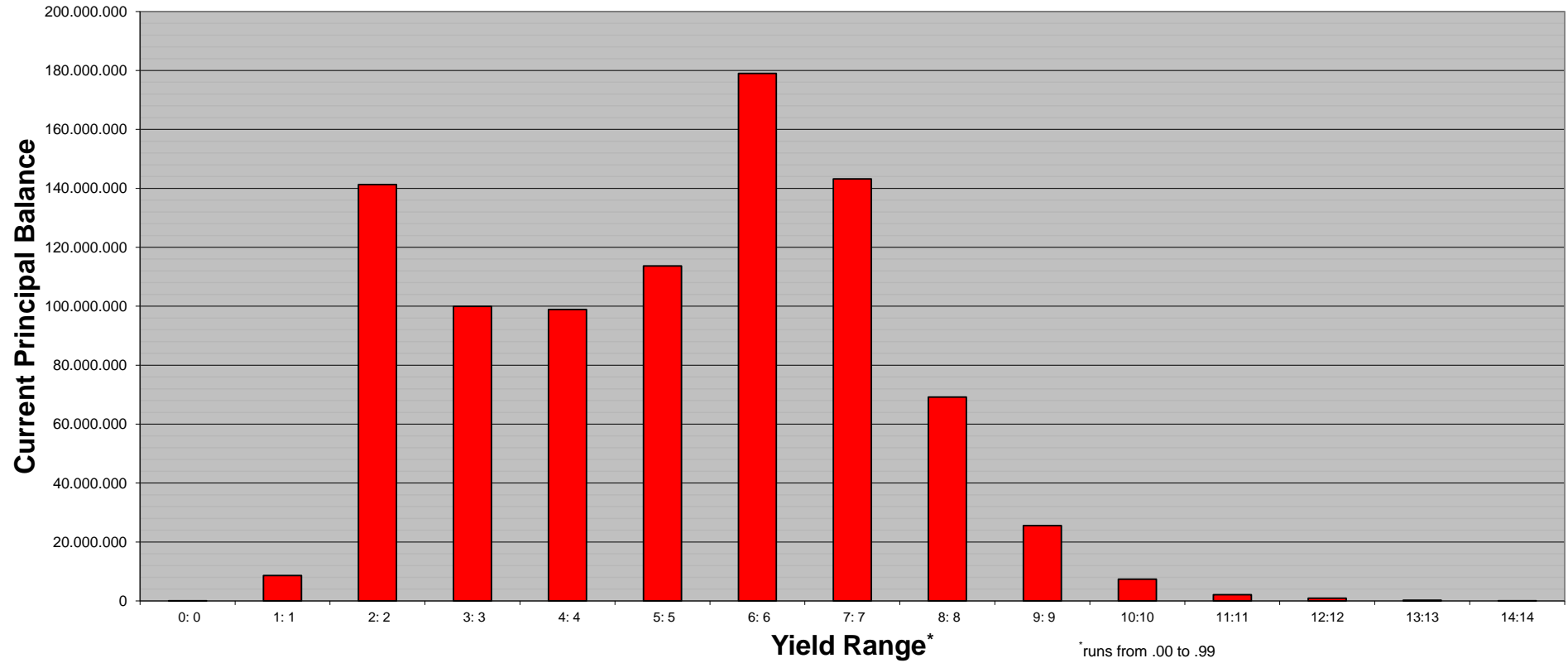
Statistics		in %
WA Interest		5,88%

\* runs from .00 to .99

**SC Germany Consumer 2022-1  
Monthly Investor Report**

**13.1 Effective Interest Rate (Graph)**

Calculation Date	12.02.2024	
Payment Date	14.02.2024	
Period No	16	
Monthly Period	Feb 2024	
Interest Period	from 15.01.2024	to 14.02.2024 = 30 days
Collection Period	from 01.01.2024	to 31.01.2024



**SC Germany Consumer 2022-1  
Monthly Investor Report**

**14. Seasoning**



Calculation Date	12.02.2024	
Payment Date	14.02.2024	
Period No	16	
Monthly Period	Feb 2024	
Interest Period	from 15.01.2024	to 14.02.2024 = 30 days
Collection Period	from 01.01.2024	to 31.01.2024

Seasoning in Months	Current Principal Balance in EUR	Percentage of Total Balance	Number of Loans	Percentage of Total Loans
3: 5	388.768,14	0,04%	26	0,04%
6: 8	29.158.678,17	3,28%	1.897	3,12%
9:11	38.615.340,13	4,34%	2.595	4,27%
12:14	43.699.039,97	4,91%	2.930	4,82%
15:17	65.737.808,96	7,39%	4.775	7,86%
18:20	289.754.096,81	32,55%	18.747	30,85%
21:23	217.677.463,08	24,45%	13.970	22,99%
24:26	119.570.326,08	13,43%	8.861	14,58%
27:29	55.212.340,43	6,20%	4.304	7,08%
30:32	13.473.267,76	1,51%	1.114	1,83%
33:35	8.850.362,52	0,99%	711	1,17%
36:38	4.185.493,47	0,47%	384	0,63%
39:41	2.620.674,48	0,29%	269	0,44%
42:44	335.457,94	0,04%	32	0,05%
45:47	330.773,31	0,04%	46	0,08%
48:50	145.434,50	0,02%	31	0,05%
51:53	101.933,99	0,01%	16	0,03%
54:56	72.959,58	0,01%	9	0,01%
57:59	67.343,79	0,01%	12	0,02%
60:62	36.795,49	0,00%	9	0,01%
63:65	31.529,92	0,00%	5	0,01%
66:68	47.614,32	0,01%	8	0,01%
69:71	756,89	0,00%	2	0,00%
75:77	2.059,59	0,00%	3	0,00%
78:80	1.499,14	0,00%	4	0,01%
81:	32,23	0,00%	2	0,00%
<b>Total</b>	<b>890.117.850,69</b>	<b>100,00%</b>	<b>60.762</b>	<b>100,00%</b>

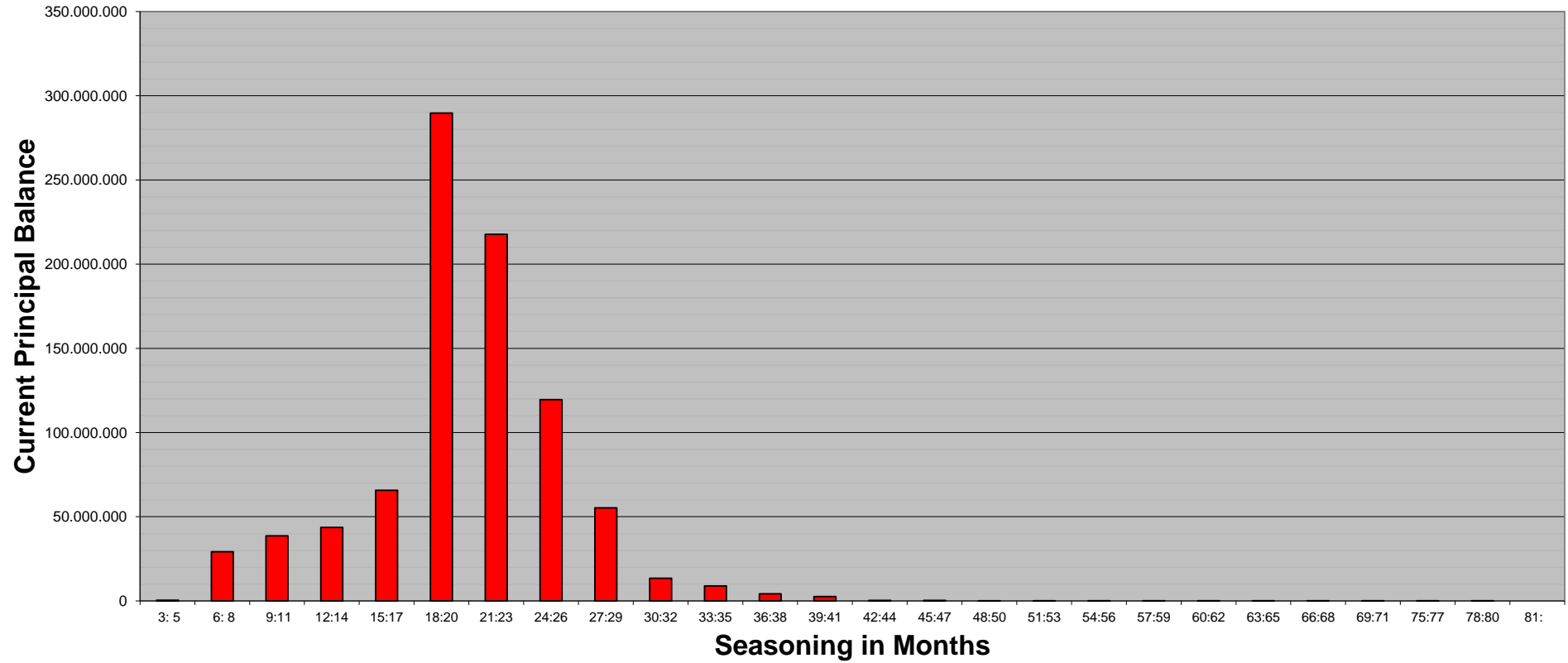
**Statistics**

WA Seasoning	20,25
--------------	-------

**SC Germany Consumer 2022-1  
Monthly Investor Report**

**14.1 Seasoning (Graph)**

Calculation Date	12.02.2024	
Payment Date	14.02.2024	
Period No	16	
Monthly Period	Feb 2024	
Interest Period	from 15.01.2024	to 14.02.2024 = 30 days
Collection Period	from 01.01.2024	to 31.01.2024





**SC Germany Consumer 2022-1  
Monthly Investor Report**

**15. Remaining Term**



Calculation Date			12.02.2024			
Payment Date			14.02.2024			
Period No			16			
Monthly Period			Feb 2024			
Interest Period	from	15.01.2024	to	14.02.2024	=	30 days
Collection Period	from	01.01.2024	to	31.01.2024		

<i>Remaining Term in Months</i>	<i>Current Principal Balance in EUR</i>	<i>Percentage of Total Balance</i>	<i>Number of Loans</i>	<i>Percentage of Total Loans</i>
0: 6	1.008.435,64	0,00%	1.959,00	0,03%
7: 13	4.060.386,50	0,46%	2.289	3,77%
14: 20	7.705.076,01	0,87%	2.621	4,31%
21: 27	12.260.371,54	1,38%	2.804	4,61%
28: 34	18.063.204,88	2,03%	3.297	5,43%
35: 41	25.745.168,59	2,89%	3.294	5,42%
42: 48	27.109.855,72	3,05%	2.869	4,72%
49: 55	39.625.683,57	4,45%	3.384	5,57%
56: 62	53.218.767,97	5,98%	3.856	6,35%
63: 69	104.822.404,69	11,78%	7.009	11,54%
70: 76	231.377.148,52	25,99%	10.895	17,93%
77: 83	279.904.037,84	31,45%	12.502	20,58%
84: 90	79.419.584,65	8,92%	3.698	6,09%
91: 97	5.785.206,85	0,65%	284	0,47%
109:	12.517,72	0,00%	1	0,00%
<b>Total</b>	<b>890.117.850,69</b>	<b>100,00%</b>	<b>60.762</b>	<b>100,00%</b>

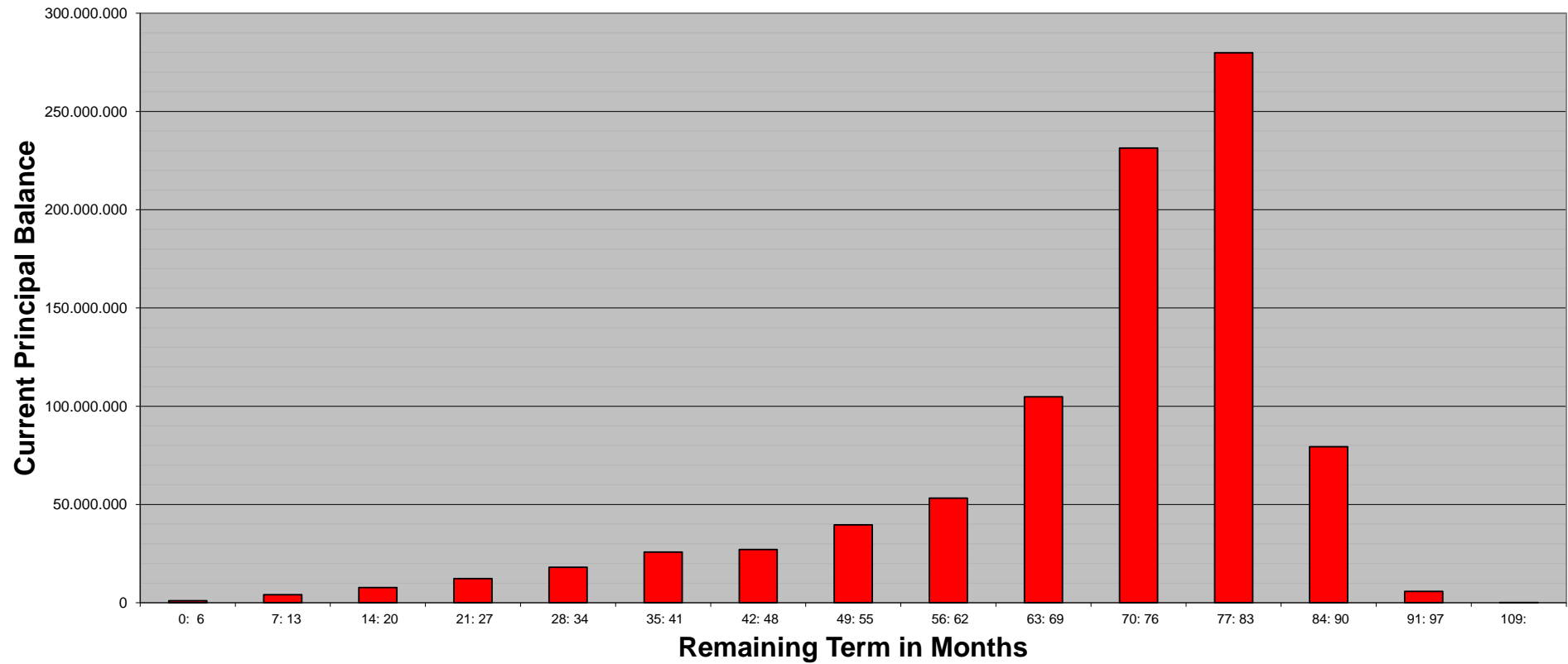
**Statistics**

WA Remaining Term	69,59
-------------------	-------

**SC Germany Consumer 2022-1  
Monthly Investor Report**

**15.1 Remaining Term (Graph)**

Calculation Date			12.02.2024		
Payment Date			14.02.2024		
Period No			16		
Monthly Period			Feb 2024		
Interest Period	from	15.01.2024	to	14.02.2024	= 30 days
Collection Period	from	01.01.2024	to	31.01.2024	



**SC Germany Consumer 2022-1  
Monthly Investor Report**

**16. Original Term**



Calculation Date			12.02.2024		
Payment Date			14.02.2024		
Period No			16		
Monthly Period			Feb 2024		
Interest Period	from	15.01.2024	to	14.02.2024	= 30 days
Collection Period	from	01.01.2024	to	31.01.2024	

<i>Original Term in Months</i>	<i>Current Principal Balance in EUR</i>	<i>Percentage of Total Balance</i>	<i>Number of Loans</i>	<i>Percentage of Total Loans</i>
0: 6	22,26	0,00%	1	0,00%
7: 13	72.803,70	0,01%	119	0,20%
14: 20	198.413,61	0,02%	301	0,50%
21: 27	2.055.495,28	0,23%	2.117	3,48%
28: 34	1.250.512,18	0,14%	480	0,79%
35: 41	10.563.734,23	1,19%	3.977	6,55%
42: 48	3.938.982,99	0,44%	698	1,15%
49: 55	24.122.112,94	2,71%	5.018	8,26%
56: 62	37.992.126,94	4,27%	4.987	8,21%
63: 69	10.280.979,52	1,16%	878	1,44%
70: 76	44.944.496,47	5,05%	3.957	6,51%
77: 83	16.373.400,54	1,84%	919	1,51%
84: 90	130.240.554,13	14,63%	9.632	15,85%
91: 97	408.037.973,67	45,84%	19.387	31,91%
98:104	193.873.242,56	21,78%	8.084	13,30%
105:111	6.142.242,33	0,69%	204	0,34%
112:118	18.239,62	0,00%	2	0,00%
119:	12.517,72	0,00%	1	0,00%
<b>Total</b>	<b>890.117.850,69</b>	<b>100,00%</b>	<b>60.762</b>	<b>100,00%</b>

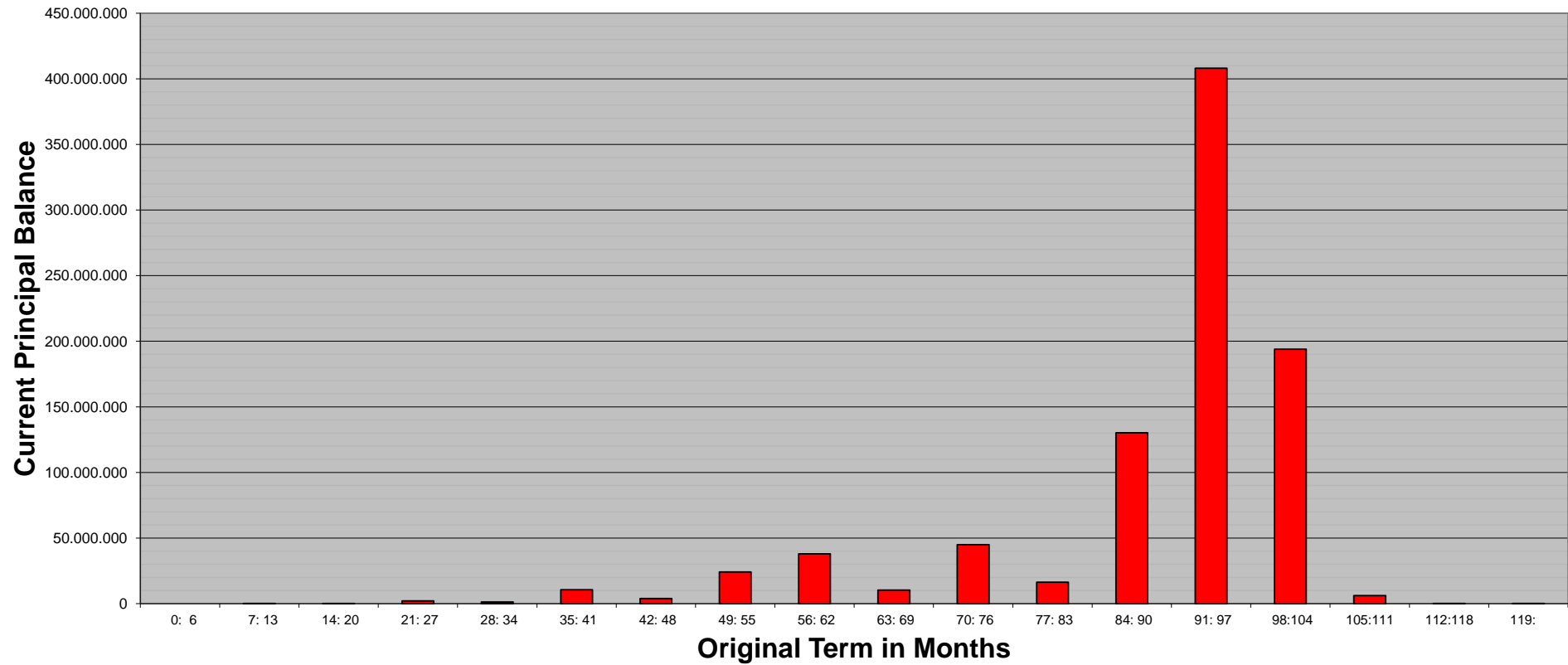
**Statistics**

WA Original Term	89,84
------------------	-------

**SC Germany Consumer 2022-1  
Monthly Investor Report**

**16.1 Original Term (Graph)**

Calculation Date			12.02.2024			
Payment Date			14.02.2024			
Period No			16			
Monthly Period			Feb 2024			
Interest Period	from	15.01.2024	to	14.02.2024	=	30 days
Collection Period	from	01.01.2024	to	31.01.2024		



**SC Germany Consumer 2022-1  
Monthly Investor Report**

**17. Loan Concentration**



Calculation Date	12.02.2024	
Payment Date	14.02.2024	
Period No	16	
Monthly Period	Feb 2024	
Interest Period	from 15.01.2024	to 14.02.2024 = 30 days
Collection Period	from 01.01.2024	to 31.01.2024

<i>Loan Concentration</i>	<i>Current Principal Balance in EUR</i>	<i>Percentage of Total Balance</i>	<i>Number of Loans</i>	<i>Percentage of Total Loans</i>	<i>Number of Debtors</i>	<i>Percentage of Total Debtors</i>
1: 1	871.476.398,72	97,91%	58.557	96,37%	58.557	98,20%
2: 2	18.222.150,36	2,05%	2.048	3,37%	1.024	1,72%
3: 3	374.988,73	0,04%	129	0,21%	43	0,07%
4: 4	44.312,88	0,00%	28	0,05%	7	0,01%
<b>Total</b>	<b>890.117.850,69</b>	<b>100,00%</b>	<b>60.762</b>	<b>100,00%</b>	<b>59.631</b>	<b>100,00%</b>

**SC Germany Consumer 2022-1  
Monthly Investor Report**

**18. Amortisation Profile**



Calculation Date	12.02.2024			
Payment Date	14.02.2024			
Period No	16			
Monthly Period	Feb 2024			
Interest Period	from	15.01.2024	to	14.02.2024
Collection Period	from	01.01.2024	to	31.01.2024
			=	30 days

**Amortisation profile**

Collection Period	Outstanding Volume	Collection Period	Outstanding Volume
1	890.117.850,69 €	51	280.133.133,02 €
2	877.743.561,31 €	52	268.761.341,54 €
3	865.292.502,64 €	53	257.446.662,95 €
4	852.849.916,41 €	54	246.199.780,61 €
5	840.390.036,91 €	55	235.030.722,88 €
6	827.908.254,48 €	56	223.942.367,51 €
7	815.419.032,95 €	57	212.933.925,17 €
8	802.926.149,00 €	58	201.944.798,79 €
9	790.442.316,74 €	59	190.993.226,77 €
10	777.933.814,47 €	60	180.129.408,88 €
11	765.408.499,80 €	61	169.361.475,18 €
12	752.885.796,94 €	62	158.680.906,37 €
13	740.367.931,39 €	63	148.134.323,20 €
14	727.852.984,43 €	64	137.767.630,36 €
15	715.351.420,25 €	65	127.602.819,96 €
16	702.871.192,93 €	66	117.654.637,00 €
17	690.395.573,32 €	67	107.972.353,88 €
18	677.919.604,38 €	68	98.535.832,00 €
19	665.453.457,01 €	69	89.382.222,69 €
20	653.003.941,42 €	70	80.359.623,36 €
21	640.577.029,49 €	71	71.478.076,07 €
22	628.136.935,57 €	72	62.921.731,19 €
23	615.688.739,08 €	73	54.739.001,62 €
24	603.256.199,33 €	74	46.841.024,63 €
25	590.840.113,40 €	75	39.385.865,80 €
26	578.426.546,85 €	76	32.498.535,89 €
27	566.040.453,42 €	77	26.294.271,10 €
28	553.685.703,33 €	78	20.853.496,51 €
29	541.362.505,56 €	79	16.399.221,05 €
30	529.075.679,49 €	80	12.914.723,98 €
31	516.833.738,24 €	81	10.504.995,29 €
32	504.634.944,13 €	82	8.447.861,36 €
33	492.485.400,12 €	83	6.671.762,33 €
34	480.342.487,28 €	84	5.149.954,00 €
35	468.206.278,82 €	85	3.886.160,27 €
36	456.104.233,96 €	86	2.777.159,58 €
37	444.047.065,44 €	87	1.893.284,82 €
38	432.002.041,56 €	88	1.219.961,55 €
39	420.017.213,55 €	89	724.916,02 €
40	408.095.850,49 €	90	361.733,78 €
41	396.225.814,77 €	91	130.491,04 €
42	384.395.554,99 €	92	44.136,49 €
43	372.626.128,13 €	93	25.212,77 €
44	360.928.913,06 €	94	12.834,17 €
45	349.316.462,85 €	95	5.729,02 €
46	337.715.728,87 €	96	3.769,91 €
47	326.127.732,95 €	97	2.898,31 €
48	314.575.491,15 €	98	2.021,08 €
49	303.054.227,88 €	99	1.881,72 €
50	291.568.218,97 €	100	1.741,61 €

**SC Germany Consumer 2022-1  
Monthly Investor Report**

Calculation Date	12.02.2024				
Payment Date	14.02.2024				
Period No	16				
Monthly Period	Feb 2024				
Interest Period	from	15.01.2024	to	14.02.2024	= 30 days
Collection Period	from	01.01.2024	to	31.01.2024	

**19. Priority of Payments + Transaction Costs**



**Pre-Enforcement Available Interest Amount**

Interest Collections	+ 4.296.153,25 €
Other Interest Payments by the Seller to the Issuer	+ - €
Recoveries received by the Seller	+ 67.030,32 €
Interest Earned on Transaction Account and Purchase Shortfall Account	+ - €
Amounts standing to the Commingling Reserve Account	+ - €
Amounts standing to the credit of the Liquidity Reserve Account	+ 15.571.722,31 €
Interests paid by the Interest Swap Counterparty to the Issuer	+ 1.306.088,49 €
Remaining Pre-Enforcement Available Principal Amount	+ - €
Other Amounts paid to the Issuer	+ - €
Available Interest Amount	= 21.240.994,37 €

**Pre-Enforcement Available Principal Amount**

Principal Collections (including Deemed Collections)	+ 29.313.050,82 €
other principal amount paid by the Seller to the Issuer	+ - €
Final Repurchase Price	+ - €
Amounts standing to the credit of the Commingling Reserve Account	+ - €
Amounts standing to the credit of the Set-Off Reserve Account	+ - €
Purchase Shortfall Amount	+ 85,91 €
Mezzanine Loan Disbursement Amount paid by the Originator to the Issuer	+ - €
Principal Deficiency Sub-Ledger	+ 1.860.040,94 €
Rounding Differences from previous period	+ - €
Available Principal Amount	= 31.173.177,67 €

\* Exact any interest earned on any balance credited to the Commingling Reserve Account

**Pre-Enforcement Interest Priority of Payments**

Available Interest Amount	21.240.994,37 €
Senior Expenses and Taxes	- 2.724,65 €
Swap Interest Payment other than subordinated Payments	- - €
Interest on Class A Notes	- 2.654.391,60 €
Interest on Class B (if Most Senior Note or Class B PDL < 100%)	- 223.634,40 €
Interest on Class C (if Most Senior Note or Class C PDL < 25%)	- 321.706,00 €
Interest on Class D (if Most Senior Note or Class D PDL < 25%)	- 287.632,00 €
Interest on Class E (if Most Senior Note or Class E PDL < 25%)	- 484.020,60 €
Interest on Class F (if Most Senior Note or Class F PDL < 25%)	- 268.091,20 €
Liquidity Reserve Amount Replenishment (Part I)	- 15.138.752,98 €
Crediting the PDLs until cleared	- 1.860.040,94 €
Liquidity Reserve Amount Replenishment (Part II)	- - €
Interest Class B (if not paid above)	- - €
Interest Class C (if not paid above)	- - €
Interest Class D (if not paid above)	- - €
Interest Class E (if not paid above)	- - €
Interest Class F (if not paid above)	- - €
Amortisation of Class F	- - €
Mezzanine Loan Interest	- - €
Interest Class G	- - €
Termination Payment (Re: Swap Agreement)	- - €
Interests Liquidity Reserve Loan	- - €
Principal Of Liquidity Reserve Loan	- - €
Any Remaining Amount To The Seller	= - €

**Pre-Enforcement Principal Priority of Payments**

Available Principal Amount	31.173.177,67 €
Senior Expense Deficit	- - €
Net Note Available Principal Proceeds	= 31.173.177,67 €
Replenishment	- - €
Purchase Shortfall Amount	- - €
Prior to Sequential Payment Trigger Event: Class A Pro Rata- Principal Payment Amount	- 24.912.165,60 €
Prior to Sequential Payment Trigger Event: Class B Pro Rata- Principal Payment Amount	- 1.449.914,40 €
Prior to Sequential Payment Trigger Event: Class C Pro Rata- Principal Payment Amount	- 1.812.393,00 €
Prior to Sequential Payment Trigger Event: Class D Pro Rata- Principal Payment Amount	- 1.318.104,00 €
Prior to Sequential Payment Trigger Event: Class E Pro Rata- Principal Payment Amount	- 1.680.582,60 €
On or after to Sequential Payment Trigger Event: Redemption Class A	- - €
Full Redemption Class B - G ( after Regulatory Change Event)	- - €
On or after to Sequential Payment Trigger Event: Redemption Class B	- - €
On or after to Sequential Payment Trigger Event: Redemption Class C	- - €
On or after to Sequential Payment Trigger Event: Redemption Class D	- - €
On or after to Sequential Payment Trigger Event: Redemption Class E	- - €
Redemption Class F Notes	- - €
Mezzanine Loan Principal	- - €
Redemption Class G Notes	- - €
Transaction Account Remaining Amount	= 0,00 €

**Transaction Costs**

	Total	Class A	Class B	Class C	Class D	Class E	Class F	Class G	Liquidity Reserve Loan
Senior Expenses	2.724,65 €								
Interest accrued for the Period	10.220.349,75 €	2.654.391,60 €	223.634,40 €	321.706,00 €	287.632,00 €	484.020,60 €	268.091,20 €	5.962.832,40 €	18.041,55 €
Cumulative Interest accrued	109.869.301,70 €	35.956.191,60 €	3.270.154,80 €	4.805.652,50 €	4.408.796,00 €	7.618.451,40 €	4.103.702,20 €	49.422.452,80 €	283.900,40 €
Interest Payments	4.239.475,80 €	2.654.391,60 €	223.634,40 €	321.706,00 €	287.632,00 €	484.020,60 €	268.091,20 €	- €	- €
Cumulative Interest Payments	60.162.948,50 €	35.956.191,60 €	3.270.154,80 €	4.805.652,50 €	4.408.796,00 €	7.618.451,40 €	4.103.702,20 €	- €	- €
Unpaid Interest for the Period	5.980.873,95 €	- €	- €	- €	- €	- €	- €	5.962.832,40 €	18.041,55 €
Cumulative Unpaid Interest	49.706.353,20 €	- €	- €	- €	- €	- €	- €	49.422.452,80 €	283.900,40 €
Liquidity Reserve Loan only: Outstanding Amount	21.649.858,85 €								21.649.858,85 €

**SC Germany Consumer 2022-1  
Monthly Investor Report**

**20. Retention**



Calculation Date	12.02.2024				
Payment Date	14.02.2024				
Period No	16				
Monthly Period	Feb 2024				
Interest Period	from	15.01.2024	to	14.02.2024	= 30 days
Collection Period	from	01.01.2024	to	31.01.2024	

For the purposes of compliance with the requirements of Article 6(3)(c) of the Securitisation Regulation, the Seller will retain, in its capacity as originator within the meaning of the Securitisation Regulation, on an ongoing basis for the life of the transaction, such net economic interest through an interest in randomly selected exposures.

Amount of randomly Selected Exposures 44.548.413,98 €



**SC Germany Consumer 2022-1  
Monthly Investor Report**

**21. Counterparties**



Calculation Date	12.02.2024				
Payment Date	14.02.2024				
Period No	16				
Monthly Period	Feb 2024				
Interest Period	from	15.01.2024	to	14.02.2024	= 30 days
Collection Period	from	01.01.2024	to	31.01.2024	

**Joint Lead Managers**

**Banco Santander S.A.**  
Paseo de Pareda 9 - 12  
39004 Santander  
Spain

**Société Générale S.A.**  
29 Boulevard Haussmann  
75009 Paris  
France

**UniCredit Bank AG**  
Arabellastraße 12  
81925 Munich  
Germany

**Corporate Administrator**

**Circumference FS (Luxembourg) S.A.**  
22-24 Boulevard Royal  
L-2449 Luxembourg  
Grand Duchy of Luxembourg

**Luxembourg Listing Agent**

**Bank of New York Mellon SA-NV/Luxembourg**  
2-4 rue Eugène Ruppert  
L-2453 Luxembourg  
Grand Duchy of Luxembourg

**Principal Paying Agent, Calculation Agent,  
Cash Administrator, Interest Determination Agent  
& Back-Up Servicer Facilitator**

**Bank of New York Mellon**  
One Canada Square  
London E14 5AL  
United Kingdom

**Account Bank & Transaction Security Trustee**

**Bank of New York Mellon**  
Messe Turm, Friedrich-Ebert-Anlage 49  
60327 Frankfurt am Main  
Germany

**Interest Swap Counterparty:**

**Banco Santander S.A.**  
Ciudad Grupo Santander  
Avenida de Cantabria s/n  
Edificio Encinar  
28660, Boadilla del Monte  
Spain

**Data Trustee:**

**Oversea FS B.V.**  
Museumlaan 23581 HK, Utrecht  
3581 HK Utrecht  
The Netherlands

**Rating Agencies:**

**Fitch Ratings**  
Neue Mainzer Strasse 46 - 50  
60311 Frankfurt am Main  
Germany

**Moody's Investors Service España, S.A.**  
Príncipe de Vergara, 131 - 6º Floor  
28002 Madrid  
Spain

	Fitch			Moody's			Counterparty status
	Long Term	Short Term	Outlook	Long Term	Short Term	Outlook	
	A-	F2	STABLE	(P)A2	P-1	STABLE	performing
	A-	F1	POS	A1	P-1	STABLE	performing
	BBB+	F2	STABLE	A2	P-1	STABLE	performing
	-	-	-	-	-	-	performing
	AA	F1+	STABLE	-	P-1	NEG	performing
	AA	F1+	STABLE	Aa2	P-1	NEG	performing
	AA	F1+	STABLE	Aa2	P-1	NEG	performing
	A-	F2	STABLE	(P)A2	P-1	STABLE	performing
	-	-	-	-	-	-	performing

Ratings as of 31.01.2024, data source: Bloomberg

**SC Germany Consumer 2022-1  
Monthly Investor Report**

**22. Issuer Information**



Calculation Date		12.02.2024				
Payment Date		14.02.2024				
Period No		16				
Monthly Period		Feb 2024				
Interest Period	from	15.01.2024	to	14.02.2024	=	30 days
Collection Period	from	01.01.2024	to	31.01.2024		

**Deal Name:**

**SC Germany Consumer 2022-1**

**Issuer:**

**SC GERMANY S.A., COMPARTMENT CONSUMER 2022-1**  
The Managing Directors  
22-24 Boulevard Royal  
L-2449 Luxembourg,  
Grand Duchy of Luxembourg

**LEI:**

549300I0DV9V1WKUO071

**Seller of the Receivables:**

**Santander Consumer Bank AG**

**Servicer Name:**

**Santander Consumer Bank AG**

**Reporting Entity:**

**Santander Consumer Bank AG**  
Capital Markets  
Santander-Platz 1  
41061 Mönchengladbach  
Germany  
eMail abs\_ger@santander.de  
fax +49 (0) 2161 690 7077

**SPV-Administrator:**

**Circumference FS (Luxembourg) S.A.**  
22-24 Boulevard Royal  
L-2449 Luxembourg,  
Grand Duchy of Luxembourg

**SC Germany Consumer 2022-1  
Monthly Investor Report**

**23. Swap Counterparty Data**



Calculation Date	12.02.2024				
Payment Date	14.02.2024				
Period No	16				
Monthly Period	Feb 2024				
Interest Period	from	15.01.2024	to	14.02.2024	= 30 days
Collection Period	from	01.01.2024	to	31.01.2024	

**Swap Counterparty**

Swap Counterparty Banco Santander S.A.  
Swap Rating Trigger Breach no

Rating Trigger & Current Ratings	Consequenses	Fitch			Moody's			Trigger breach
		Long Term or Derivative Counterparty Rating	Short Term	Outlook	Long Term (CRA)	Short Term	Outlook	
1st Rating Trigger	Collateral, Guarantee or Replacement	A	F1		A3			no
2nd Rating Trigger	Replacement	BBB-	F3		Baa1			no
<b>Current Counterparty Ratings</b>		A(dcr)	F2	STABLE	A3(cr)	P-1	STABLE	

**Current Swap Data**

Swap Type Fixed Floating Interest Rate Swap  
Notional Amount 890.514.881,24 €  
Fixed Rate 2,1200%  
Floating Rate (Euribor) 3,8800%  
Net Swap Payments - 1.306.088,49 €  
Notional Amount next period 859.341.721,64

**Swap Counterparty Details**

Banco Santander, S.A.  
Ciudad Grupo Santander  
Avenida de Cantabria s/n  
Edificio Encinar  
28660, Boadilla del Monte  
Madrid  
Spain  
Phone +34 912 89 23 58  
Email: irswapscommod\_doc@gruposantander.com

**Counterparty Replacement**

Old Counterparty Banco Santander S.A.  
Current Counterparty Banco Santander S.A.

**Swap Collateral**

Beginning of Period - €  
Cash Outflow - €  
Cash Inflow - €  
End of Period - €

Ratings as of 31.01.2024, data source: Bloomberg

In case of Fitch, only one required rating must be held

# SC Germany Consumer 2022-1 Monthly Investor Report

## 24. Santander Consumer Bank



### Contact Details

Team ABS

[abs\\_ger@santander.de](mailto:abs_ger@santander.de)

Calculation Date			12.02.2024		
Payment Date			14.02.2024		
Period No			16		
Monthly Period			Feb 2024		
Interest Period	from	15.01.2024	to	14.02.2024	= 30 days
Collection Period	from	01.01.2024	to	31.01.2024	

### Ratings Santander

**Banco Santander S.A.**

**Santander Consumer Finance S.A.**

**Santander Consumer Bank AG**

Fitch			Moody's		
Long Term	Short Term	Outlook	Long Term	Short Term	Outlook
A	F1	STABLE	A3(cr)	P-2(cr)	STABLE
A	F1	STABLE	A3(cr)	P-2(cr)	STABLE
A-	F2	STABLE	A1(cr)	P-1(cr)	STABLE

Ratings as of 31.01.2024, data source: Bloomberg

**SC Germany Consumer 2022-1  
Monthly Investor Report**

**25. Glossary**



Calculation Date			12.02.2024			
Payment Date			14.02.2024			
Period No			16			
Monthly Period			Feb 2024			
Interest Period	from	15.01.2024	to	14.02.2024	=	30 days
Collection Period	from	01.01.2024	to	31.01.2024		

- Aggregate Outstanding Principal Amount:** Shall mean in respect of all Purchased Receivables at any time, the aggregate of the Outstanding Principal Amounts of all Purchased Receivables which, as of such time, are not defaulted receivables.
- Defaulted Contracts/Defaults:** Shall mean as of any date, any purchased receivable which has been declared due and payable in full in accordance to the Credit and Collection Policy which in principal is between 120 and 180 calendar days after the due date.
- Delinquent Receivable:** Shall mean as of any date, any purchased receivable which is more than 30 days overdue and not a defaulted contract.
- Excess Spread:** Excess Spread equals WA Portfolio Yield minus Fixed Swap Rate minus WA Notes Margin
- Legal Maturity:** Final Payment date on which each Class A Note will be redeemed in full.
- Expected Maturity:** Maturity date of the notes under the assumption of inter alia (a) a 27 % constant prepayment rate, (b) an exercised Clean-Up Call at 10%,
- Payment Protection Insurance:** Insurance, composed of life insurance and/or accident insurance and/or temporary disability insurance and/or unemployment insurance, which covers the risk that a Debtor in its capacity as insured person is unable to pay the Loan Instalments owed by such Debtor life insurance
- Recoveries:** Any amount received on defaulted contracts
- Set-Off Reserves (X/Y):** Protection against set-off risks due to (X) capitalized service fees (e.g. Payment Protection Insurance, Gap Insurance, Repair Cost Insurance) and (Y) deposits