

SC Germany Consumer 2022-1 Monthly Investor Report



SC Germany Consumer 2022-1 Monthly Investor Report

Cover Sheet Monthly Investor Report



Calculation Date	12.12.2022				
Payment Date	14.12.2022				
Period No	2				
Monthly Period	Dec 2022				
Interest Period	from 14.11.2022	to	14.12.2022	=	30 days
Collection Period	from 01.11.2022	to	30.11.2022		

Index	Page
1. Portfolio Information	1
1.1 Portfolio Information per period	2
2. Reserve Accounts	3
3.1 Delinquency Data	4
3.2 Default Data	5
3.3 Defaults & Recoveries per period	6
4. Concentration Limits	7
5. Outstanding Notes	8
6. Original Principal Balance	9
6.1 Original PB (Graph)	10
7. Current Principal Balance	11
7.1 Current PB (Graph)	12
8. Borrower Concentration	13
9. Geographical Distribution	14
9.1 Geographical (Graph)	15
10. Collateral	16
11. Insurances	17
12. Payment Methods	18
13. Effective Interest Rate	19
13.1 Effective Interest Rate (Graph)	20
14. Seasoning	21
14.1 Seasoning (Graph)	22
15. Remaining Term	23
15.1 Remaining Term (Graph)	24
16. Original Term	25
16.1 Original Term (Graph)	26
17. Loan Concentration	27
18. Amortisation Profiles	28
19. Priority of Payments + Transaction Costs	29
20. Retention	30
21. Counterparties	31
21.1 Issuer Information	32
23. Swap Counterparty	33
24. Santander Consumer Bank	34
25. Glossary	35

**SC Germany Consumer 2022-1
Monthly Investor Report**

1. Portfolio Information



Calculation Date	12.12.2022				
Payment Date	14.12.2022				
Period No	2				
Monthly Period	Dec 2022				
Interest Period from	14.11.2022	to	14.12.2022	=	30 days
Collection Period from	01.11.2022	to	30.11.2022		

Outstanding Receivables	No. of Contracts	current period	previous period
		Aggregate Outstanding Principal Amount	Aggregate Outstanding Principal Amount
Beginning of Period	58.231	999.999.994,49 €	999.999.987,09 €
Scheduled Principal Payments		12.749.018,21 €	
Prepayment Principal		14.938.459,26 €	
Total Principal Collections		27.687.477,47 €	25.743.455,14 €
Total Interest Collections		4.477.219,17 €	4.495.542,73 €
Defaults		24.148,21 €	- €
Replenishment Amount		27.711.628,86 €	25.743.462,54 €
End of Period		999.999.997,67 €	999.999.994,49 €
Purchase Shortfall Amount		2,33 €	5,51 €
Total Assets (End of Period)	59.219	1.000.000.000,00 €	1.000.000.000,00 €
Current Prepayment Rate (annualised)		16,5%	
Current Poolfactor		99,6%	

SC Germany Consumer 2022-1
Monthly Investor Report

1.1 Portfolio Information per period



Calculation Date	12.12.2022				
Payment Date	14.12.2022				
Period No	2				
Monthly Period	Dec 2022				
Interest Period	from	14.11.2022	to	14.12.2022	= 30 days
Collection Period	from	01.11.2022	to	30.11.2022	

Collection Period	Outstanding BOP	Scheduled Principal Payments	Prepayment Principal	Total Principal Collections	Prepayment Rate
1	€ 999.999.987,09	€ 12.874.153,58	€ 12.869.301,56	€ 25.743.455,14	14,40%
2	€ 999.999.994,49	€ 12.749.018,21	€ 14.938.459,26	€ 27.687.477,47	16,52%
3					
4					
5					
6					
7					
8					
9					
10					
11					
12					
13					
14					
15					
16					
17					
18					
19					
20					
21					
22					
23					
24					
25					
26					
27					
28					
29					
30					
31					
32					
33					
34					
35					
36					
37					
38					
39					
40					
41					
42					
43					
44					
45					
46					
47					
48					
49					
50					
51					
52					
53					
54					
55					
56					
57					
58					
59					
60					
61					
62					
63					
64					
65					
66					
67					
68					
69					
70					
71					
72					
73					
74					
75					
76					
77					
78					
79					
80					

SC Germany Consumer 2022-1 Monthly Investor Report

2. Reserve Accounts



Calculation Date	12.12.2022				
Payment Date	14.12.2022				
Period No	2				
Monthly Period	Dec 2022				
Interest Period	from	14.11.2022	to	14.12.2022	= 30 days
Collection Period	from	01.11.2022	to	30.11.2022	

Note Balance

Beginning of Period	997.445.752,27 €
End of Period	996.145.360,34 €

Reserve Accounts

Liquidity Reserve

	in %		Trigger Event y/n
Beginning of Period	2,1%	21.408.918,19 €	
Cash Outflow		21.408.918,19 €	
of which Liquidity Reserve Excess Amount		- €	
of which added to Priority of Payments		- €	
Cash Inflow		21.327.806,55 €	
End of Period	2,1%	21.327.806,55 €	
Required Liquidity Reserve Amount	2,1%	21.327.806,55 €	

Commingling Reserve

	in %		Trigger Event y/n
Beginning of Period		n/a	no
Cash Outflow		n/a	
of which Commingling Reserve Excess Amount			
of which drawn from the commingling reserve and applied to PoP			
Cash Inflow		n/a	
End of Period		n/a	
Commingling Reserve Required Amount		- €	

Set-Off Reserve

	in %		Trigger Event y/n
Beginning of Period		n/a	no
Cash Outflow		n/a	
of which Set-Off Reserve Excess Amount			
of which drawn from the set-off reserve and applied to PoP			
Cash Inflow		n/a	
End of Period		n/a	
Set-Off Reserve Required Amount		- €	

In case of Rating Trigger breach: Set-Off Reserve Required Amount

**SC Germany Consumer 2022-1
Monthly Investor Report**

3.1 Delinquency Data



Reporting Date	12.12.2022				
Payment Date	14.12.2022				
Period No	2				
Monthly Period	Dec 2022				
Interest Period	from	14.11.2022	to	14.12.2022	= 30 days
Collection Period	from	01.11.2022	to	30.11.2022	

Note Balance

Beginning of Period 997.445.752,27 €
End of Period 996.145.360,34 €

Delinquency Data and Ratios

Collection Period	Outstanding EOP	Days past due				not delinquent	Days past due			
		1-30	31-60	61-90	>90		1-30	31-60	61-90	>90
1	€ 999.999.987,09	€ -	€ -	€ -	€ -	100,00%	0,00%	0,00%	0,00%	0,00%
2	€ 999.999.994,49	€ 641.380,19	€ 1.894.731,03	€ 844.156,63	€ 61.173,60	99,66%	0,06%	0,19%	0,08%	0,01%
3										
4										
5										
6										
7										
8										
9										
10										
11										
12										
13										
14										
15										
16										
17										
18										
19										
20										
21										
22										
23										
24										
25										
26										
27										
28										
29										
30										
31										
32										
33										
34										
35										
36										
37										
38										
39										
40										
41										
42										
43										
44										
45										
46										
47										
48										
49										
50										
51										
52										
53										
54										
55										
56										
57										
58										
59										
60										
61										
62										
63										
64										
65										
66										
67										
68										
69										
70										
71										
72										
73										
74										
75										
76										
77										
78										
79										
80										

SC Germany Consumer 2022-1
Monthly Investor Report

3.2 Default Data



Note Balance

Beginning of Period	997.445.752,27 €
End of Period	996.145.360,34 €

Reporting Date	12.12.2022				
Payment Date	14.12.2022				
Period No	2				
Monthly Period	Dec 2022				
Interest Period from	14.11.2022	to	14.12.2022	=	30 days
Collection Period from	01.11.2022	to	30.11.2022		

Default Data and Ratios

	Amount	Number of Loans
Current Default		
Current Period Gross Default	24.148,21 €	
Current Period Recoveries	- 106,57 €	
Current Period Net Default	24.254,78 €	
New Number of Defaulted Contracts		2
Cumulative Default		
Cumulative Gross Default	24.148,21 €	
Cumulative Recoveries	- 106,57 €	
Cumulative Net Losses	24.254,78 €	
Total Number of Defaulted Contracts		2

Principal Deficiency Ledgers

Class A PDL Sub-Ledger

Class A PDL BoP	- €
Class A Amount debited to the PDL	- €
Class A Amount credited to the PDL	- €
Class A PDL EoP	- €

Class B PDL Sub-Ledger

Class B PDL BoP	- €
Class B Amount debited to the PDL	- €
Class B Amount credited to the PDL	- €
Class B PDL EoP	- €

Class C PDL Sub-Ledger

Class C PDL BoP	- €
Class C Amount debited to the PDL	- €
Class C Amount credited to the PDL	- €
Class C PDL EoP	- €

Class D PDL Sub-Ledger

Class D PDL BoP	- €
Class D Amount debited to the PDL	- €
Class D Amount credited to the PDL	- €
Class D PDL EoP	- €

Class E PDL Sub-Ledger

Class E PDL BoP	- €
Class E Amount debited to the PDL	- €
Class E Amount credited to the PDL	- €
Class E PDL EoP	- €

Class F PDL Sub-Ledger

Class F PDL BoP	- €
Class F Amount debited to the PDL	- €
Class F Amount credited to the PDL	- €
Class F PDL EoP	- €

Class G PDL Sub-Ledger

Class G PDL BoP	- €
Class G Amount debited to the PDL	24.148,21 €
Class G Amount credited to the PDL	24.148,21 €
Class G PDL EoP	- €

SC Germany Consumer 2022-1
Monthly Investor Report

Reporting Date	12.12.2022				
Payment Date	14.12.2022				
Period No	2				
Monthly Period	Dec 2022				
Interest Period	from	14.11.2022	to	14.12.2022	= 30 days
Collection Period	from	01.11.2022	to	30.11.2022	

3.3 Defaults & Recoveries per period



Note Balance

Beginning of Period	997.445.752,27 €
End of Period	996.145.360,34 €

Default/Recovery Data and Ratios

3 Months Rolling Average Dynamic Net Loss Ratio % * n/a

Collection Period	Number of defaulted contracts	Defaults in collection period	cumulated Defaults since cut-off	cumulated amount of purchased receivables	Cumulated Default Ratio %	Recoveries in collection period	cumulated Recoveries since cut-off	cumulated net losses	cumulative net loss ratio %	Dynamic Net Loss Ratio
1	0	- €	- €	1.025.743.449,63 €	0,00%	- €	- €	- €	0,00%	n/a
2	2	24.148,21 €	24.148,21 €	1.053.455.078,49 €	0,00%	106,57 €	106,57 €	24.254,78 €	0,00%	0,00%
3										
4										
5										
6										
7										
8										
9										
10										
11										
12										
13										
14										
15										
16										
17										
18										
19										
20										
21										
22										
23										
24										
25										
26										
27										
28										
29										
30										
31										
32										
33										
34										
35										
36										
37										
38										
39										
40										
41										
42										
43										
44										
45										
46										
47										
48										
49										
50										
51										
52										
53										
54										
55										
56										
57										
58										
59										
60										
61										
62										
63										
64										
65										
66										
67										
68										
69										
70										
71										
72										
73										
74										
75										
76										
77										
78										
79										
80										

* trigger applies for the first 25 Payment Dates following the end of the Replenishment Period

SC Germany Consumer 2022-1
Monthly Investor Report

4. Concentration Limits



Reporting Date	12.12.2022			
Payment Date	14.12.2022			
Period No	2			
Monthly Period	Dec 2022			
Interest Period from	14.11.2022	to	14.12.2022	= 30 days
Collection Period from	01.11.2022	to	30.11.2022	

Current Transaction Status

Portfolio Concentrations	Minimum-Trigger	Maximum-Trigger	Current Value	Trigger Breach
Average Yield (applicable for Total Portfolio)	5,50%	-	5,63%	no
Borrower Exposure (applicable for Total Portfolio)	-	€ 200.000,00	€ 146.915,59	no
WA Remaining Term		85,00	81,81	no
		Maximum-Trigger	Current Value	Trigger Breach
Purchase Shortfall Event				no
Period before previous period		€ 100.000.000,00	€ 12,91	
Previous period		€ 100.000.000,00	€ 5,51	
Current period		€ 100.000.000,00	€ 2,33	
Termination/Service Termination Event				no
Event of Default / Termination Event, as defined in the Interest Rate Swap				no
Sequential Payment Trigger Event				no
Cumulative Net Loss Ratio				
- until (and including) the Payment Date in Nov 2022		2,00%		no
- from the Payment Date in Dec 2022 until (and including) the Payment Date in Nov 2023		3,25%	0,00%	no
- from the Payment Date in Dec 2023 until (and including) the Payment Date in Nov 2024		4,00%		no
- from the Payment Date in Dec 2024 onwards		5,00%		no
Debit balance PDL		€ 20.000.000,00	€ -	no
Aggregate Outstanding Portfolio Principal Amount is lower than 10 per cent of the Aggregate Outstanding Portfolio Principal Amount	10%		100,00%	no
Three Months Rolling Average Dynamic Net Loss Ratio *		0,35%	n/a	no
Tax Call Redemption date				no
Regulatory Change Event Redemption Date				no
Termination Event or Service Termination Event				no
Early Amortisation Event				
Cumulative Net Loss Ratio				
- prior to or on 30 September 2023		2,00%	0,00%	no
Purchase Shortfall Event				no
Termination Event or Service Termination Event				no
Event of Default / Termination Event, as defined in the Interest Rate Swap				no
Any debit of class G PDL equal to or higher than 0.25% on two consecutive Payment Dates				
Previous period		0,25%	0,00%	no
Current period			0,00%	no

* trigger applies for the first 25 Payment Dates following the end of the Replenishment Period

**SC Germany Consumer 2022-1
Monthly Investor Report**

Reporting Date	12.12.2022				
Payment Date	14.12.2022				
Period No	2				
Monthly Period	Dec 2022				
Interest Period from	14.11.2022	to	14.12.2022	=	30 days
Collection Period from	01.11.2022	to	30.11.2022		

5. Outstanding Notes



1. Note Balance	All notes	Class A	Class B	Class C	Class D	Class E	Class F	Class G
General Note Information								
ISIN Code		XS2482884850	XS2482885071	XS2482886046	XS2482886475	XS2482886558	XS2482886632	XS2482886806
Currency		EUR	EUR	EUR	EUR	EUR	EUR	EUR
Initial Tranching	in %	75,60%	4,40%	5,50%	4,00%	5,10%	2,60%	2,80%
Legal Maturity		Okt 2036	Okt 2036	Okt 2036	Okt 2036	Okt 2036	Okt 2036	Okt 2036
Expected Maturity		Nov 2027	Nov 2027	Nov 2027	Nov 2027	Nov 2027	Jan 2024	Nov 2027
Original Rating (Fitch / Moody's)		AAA (sf) / Aaa (sf)	AA- (sf) / Aa1 (sf)	A (sf) / A1 (sf)	BBB (sf) / Baa3 (sf)	BB (sf) / Ba3 (sf)	B- (sf) / B2 (sf)	n.r. / n.r.
Current Rating (Fitch / Moody's)*		AAA (sf) / Aaa (sf)	AA- (sf) / Aa1 (sf)	A (sf) / A1 (sf)	BBB (sf) / Baa3 (sf)	BB (sf) / Ba3 (sf)	B- (sf) / B2 (sf)	n.r. / n.r.
Initial Notes Aggregate Principal Outstanding Balance	1.000.000.000 €	756.000.000,00 €	44.000.000,00 €	55.000.000,00 €	40.000.000,00 €	51.000.000,00 €	26.000.000,00 €	28.000.000,00 €
Initial Nominal per Note		100.000,00 €	100.000,00 €	100.000,00 €	100.000,00 €	100.000,00 €	100.000,00 €	100.000,00 €
Initial Number of Notes per Class		7.560	440	550	400	510	260	280
Current Note Information								
Class Principal Outstanding Balance Beginning of Period	997.445.752,27 €	756.000.000,00 €	44.000.000,00 €	55.000.000,00 €	40.000.000,00 €	51.000.000,00 €	23.445.752,27 €	28.000.000,00 €
Replenishment	27.711.628,86 €							
Amortisation	1.300.391,93 €							
Redemption per Class		- €	- €	- €	- €	- €	1.300.391,93 €	- €
Redemption per Note		- €	- €	- €	- €	- €	5.001,51 €	- €
Class Principal Outstanding Balance End of Period	996.145.360,34 €	756.000.000,00 €	44.000.000,00 €	55.000.000,00 €	40.000.000,00 €	51.000.000,00 €	22.145.360,34 €	28.000.000,00 €
Current Tranching		75,9%	4,4%	5,5%	4,0%	5,1%	2,2%	2,8%
Current Pool Factor	1,00	1,00	1,00	1,00	1,00	1,00	0,85	1,00
2. Payments to Investors per Note								
	All notes	Class A	Class B	Class C	Class D	Class E	Class F	Class G
Interest Rate Basis: 1 M-Euribor / Fixed / Floating	1,395%	1mE+70bp	1mE+275bp	1mE+375bp	1mE+550bp	1mE+850bp	1mE+1200bp	1614bp
DayCount Convention		act/360	act/360	act/360	act/360	act/360	act/360	act/360
Interest Days	30							
Principal Outstanding per Note Beginning of Period		100.000,00 €	100.000,00 €	100.000,00 €	100.000,00 €	100.000,00 €	90.175,97 €	100.000,00 €
> Principal Repayment per Note		- €	- €	- €	- €	- €	5.001,51 €	- €
Principal Outstanding per Note End of Period		100.000,00 €	100.000,00 €	100.000,00 €	100.000,00 €	100.000,00 €	85.174,46 €	100.000,00 €
> Interest accrued for the period	-	1.319.824,80 €	151.984,80 €	235.812,50 €	229.832,00 €	420.535,80 €	261.713,40 €	602.560,00 €
Interest Payment								
Interest Payment per Note		1.319.824,80 €	151.984,80 €	235.812,50 €	229.832,00 €	420.535,80 €	261.713,40 €	- €
		174,58	345,42	428,75 €	574,58 €	824,58 €	1.006,59 €	0,00 €
3. Credit Enhancements								
		Class A	Class B	Class C	Class D	Class E	Class F	Class G
Initial total CE (Subordination, Reserve)		26,5%	22,1%	16,6%	12,6%	7,5%	4,9%	2,1%
Current CE		26,5%	22,1%	16,6%	12,6%	7,5%	5,3%	2,5%

* Last rating action as of 27.10.2022

**SC Germany Consumer 2022-1
Monthly Investor Report**

6. Original Principal Balance



Calculation Date	12.12.2022			
Payment Date	14.12.2022			
Period No	2			
Monthly Period	Dec 2022			
Interest Period	from	14.11.2022	to	14.12.2022
Collection Period	from	01.11.2022	to	30.11.2022
			=	30 days

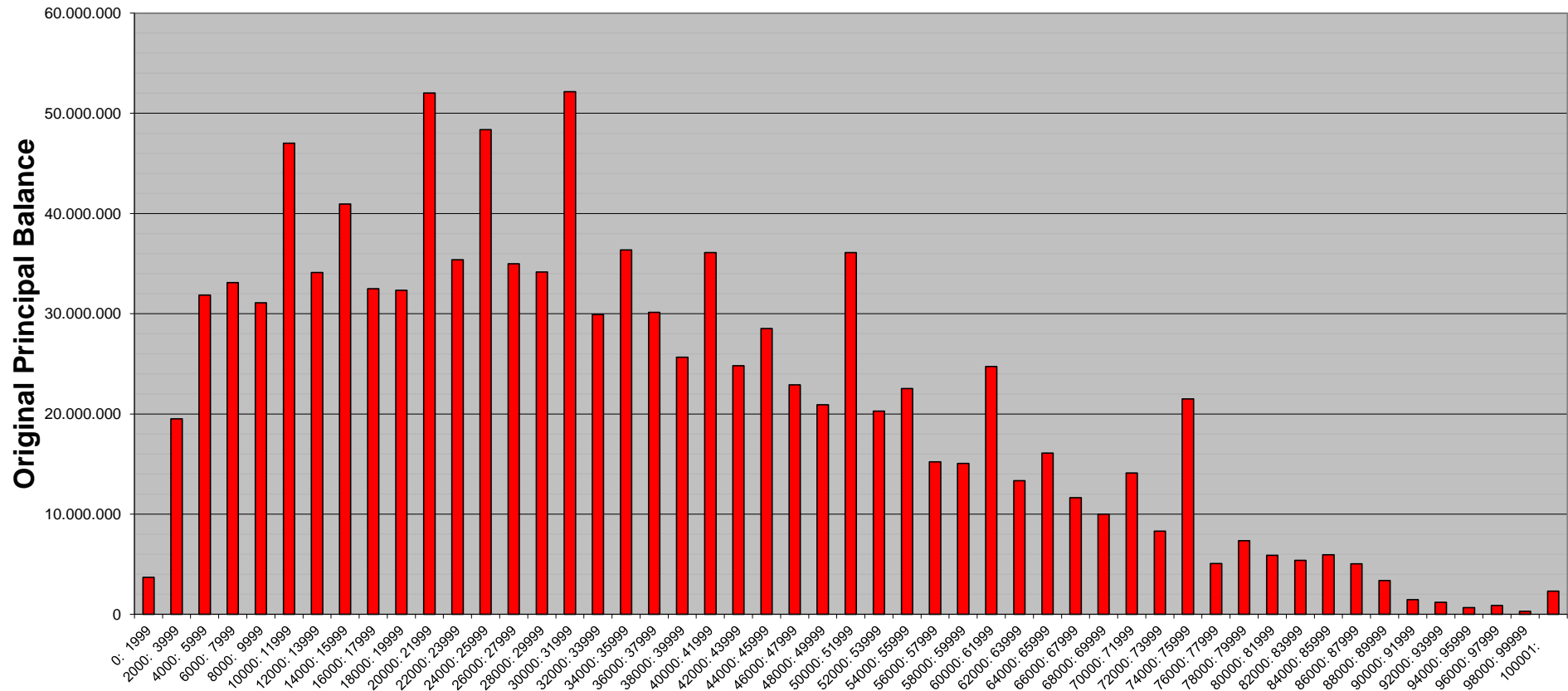
Original Principal Balance (Ranges in EUR)	Original Principal Balance in EUR	Percentage of Total Balance	Number of Loans	Percentage of Total Loans
0: 1999	3.694.539,75	0,34%	2.862	4,83%
2000: 3999	19.499.069,31	1,79%	7.015	11,85%
4000: 5999	31.847.992,97	2,92%	6.531	11,03%
6000: 7999	33.097.805,96	3,03%	4.834	8,16%
8000: 9999	31.089.264,69	2,85%	3.534	5,97%
10000: 11999	47.012.413,04	4,30%	4.422	7,47%
12000: 13999	34.114.345,28	3,12%	2.666	4,50%
14000: 15999	40.940.172,06	3,75%	2.735	4,62%
16000: 17999	32.488.225,54	2,97%	1.920	3,24%
18000: 19999	32.327.396,05	2,96%	1.714	2,89%
20000: 21999	52.031.856,37	4,76%	2.520	4,26%
22000: 23999	35.395.792,61	3,24%	1.545	2,61%
24000: 25999	48.371.753,39	4,43%	1.940	3,28%
26000: 27999	34.980.600,08	3,20%	1.302	2,20%
28000: 29999	34.154.841,88	3,13%	1.181	1,99%
30000: 31999	52.145.331,76	4,77%	1.702	2,87%
32000: 33999	29.918.125,57	2,74%	912	1,54%
34000: 35999	36.359.949,03	3,33%	1.041	1,76%
36000: 37999	30.129.203,02	2,76%	816	1,38%
38000: 39999	25.649.401,26	2,35%	659	1,11%
40000: 41999	36.091.083,59	3,30%	888	1,50%
42000: 43999	24.821.051,57	2,27%	579	0,98%
44000: 45999	28.528.956,36	2,61%	635	1,07%
46000: 47999	22.889.958,34	2,10%	487	0,82%
48000: 49999	20.917.601,44	1,92%	428	0,72%
50000: 51999	36.099.185,89	3,30%	716	1,21%
52000: 53999	20.273.784,50	1,86%	383	0,65%
54000: 55999	22.519.197,35	2,06%	410	0,69%
56000: 57999	15.207.305,77	1,39%	267	0,45%
58000: 59999	15.069.443,36	1,38%	256	0,43%
60000: 61999	24.729.561,04	2,26%	409	0,69%
62000: 63999	13.349.533,99	1,22%	212	0,36%
64000: 65999	16.102.783,76	1,47%	248	0,42%
66000: 67999	11.642.946,14	1,07%	174	0,29%
68000: 69999	9.985.729,50	0,91%	145	0,24%
70000: 71999	14.113.128,01	1,29%	200	0,34%
72000: 73999	8.310.783,91	0,76%	114	0,19%
74000: 75999	21.509.740,53	1,97%	287	0,48%
76000: 77999	5.075.224,76	0,46%	66	0,11%
78000: 79999	7.347.563,29	0,67%	93	0,16%
80000: 81999	5.900.261,12	0,54%	73	0,12%
82000: 83999	5.393.711,58	0,49%	65	0,11%
84000: 85999	5.943.991,21	0,54%	70	0,12%
86000: 87999	5.043.684,67	0,46%	58	0,10%
88000: 89999	3.376.363,98	0,31%	38	0,06%
90000: 91999	1.454.469,67	0,13%	16	0,03%
92000: 93999	1.207.324,02	0,11%	13	0,02%
94000: 95999	661.880,94	0,06%	7	0,01%
96000: 97999	872.582,43	0,08%	9	0,02%
98000: 99999	295.906,86	0,03%	3	0,01%
100001:	2.302.196,32	0,21%	19	0,03%
Total	1.092.285.015,52	100,00%	59.219	100,00%

Statistics in EUR	
Average Amount	18.444,84

**SC Germany Consumer 2022-1
Monthly Investor Report**

6.1 Original PB (Graph)

Calculation Date	12.12.2022		
Payment Date	14.12.2022		
Period No	2		
Monthly Period	Dec 2022		
Interest Period	from	14.11.2022	to 14.12.2022 = 30 days
Collection Period	from	01.11.2022	to 30.11.2022



**SC Germany Consumer 2022-1
Monthly Investor Report**

7. Current Principal Balance



Calculation Date	12.12.2022				
Payment Date	14.12.2022				
Period No	2				
Monthly Period	Dec 2022				
Interest Period	from	14.11.2022	to	14.12.2022	= 30 days
Collection Period	from	01.11.2022	to	30.11.2022	

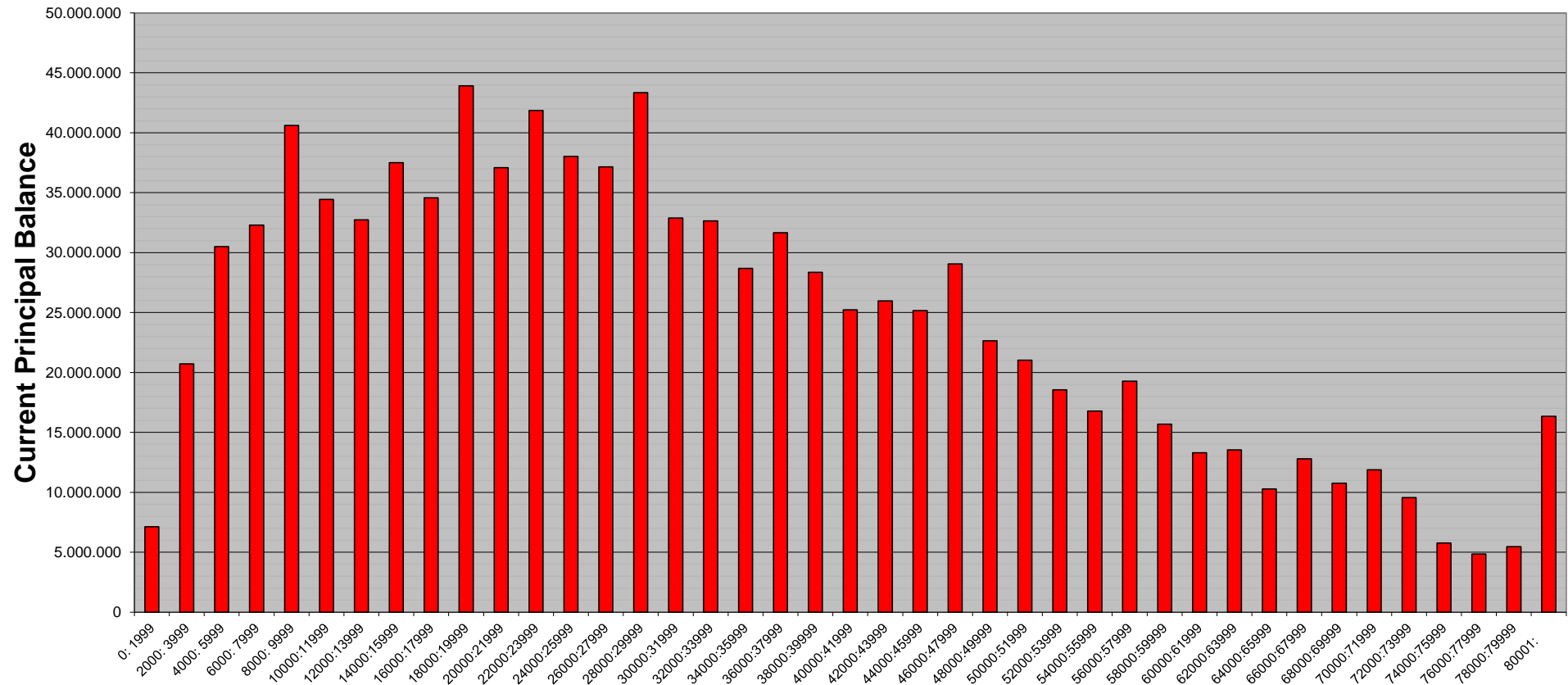
Current Principal Balance (Ranges in EUR)	Current Principal Balance in EUR	Percentage of Total Balance	Number of Loans	Percentage of Total Loans
0: 1999	7.128.877,10	0,71%	5.842	9,87%
2000: 3999	20.725.170,97	2,07%	6.970	11,77%
4000: 5999	30.498.259,18	3,05%	6.165	10,41%
6000: 7999	32.285.354,51	3,23%	4.628	7,82%
8000: 9999	40.607.619,08	4,06%	4.491	7,58%
10000:11999	34.447.481,83	3,44%	3.141	5,30%
12000:13999	32.730.587,17	3,27%	2.521	4,26%
14000:15999	37.509.728,88	3,75%	2.515	4,25%
16000:17999	34.575.076,83	3,46%	2.034	3,43%
18000:19999	43.908.346,22	4,39%	2.314	3,91%
20000:21999	37.096.236,28	3,71%	1.769	2,99%
22000:23999	41.867.118,98	4,19%	1.817	3,07%
24000:25999	38.020.697,50	3,80%	1.525	2,58%
26000:27999	37.153.119,73	3,72%	1.376	2,32%
28000:29999	43.348.525,78	4,33%	1.497	2,53%
30000:31999	32.878.100,11	3,29%	1.061	1,79%
32000:33999	32.653.545,85	3,27%	988	1,67%
34000:35999	28.691.213,71	2,87%	820	1,38%
36000:37999	31.667.881,09	3,17%	855	1,44%
38000:39999	28.363.309,03	2,84%	728	1,23%
40000:41999	25.217.130,05	2,52%	615	1,04%
42000:43999	25.972.964,10	2,60%	604	1,02%
44000:45999	25.165.474,55	2,52%	559	0,94%
46000:47999	29.052.411,62	2,91%	618	1,04%
48000:49999	22.640.471,83	2,26%	463	0,78%
50000:51999	21.021.410,61	2,10%	412	0,70%
52000:53999	18.550.277,26	1,86%	350	0,59%
54000:55999	16.771.731,93	1,68%	305	0,52%
56000:57999	19.277.858,76	1,93%	338	0,57%
58000:59999	15.679.802,89	1,57%	266	0,45%
60000:61999	13.303.200,41	1,33%	218	0,37%
62000:63999	13.539.002,64	1,35%	215	0,36%
64000:65999	10.273.513,30	1,03%	158	0,27%
66000:67999	12.785.760,27	1,28%	191	0,32%
68000:69999	10.750.791,76	1,08%	156	0,26%
70000:71999	11.867.176,81	1,19%	167	0,28%
72000:73999	9.558.735,15	0,96%	131	0,22%
74000:75999	5.775.082,37	0,58%	77	0,13%
76000:77999	4.845.940,64	0,48%	63	0,11%
78000:79999	5.456.313,16	0,55%	69	0,12%
80001:	16.338.697,73	1,63%	187	0,32%
Total	999.999.997,67	100,00%	59.219	100,00%

Statistics in EUR	
Average Amount	16.886,47

SC Germany Consumer 2022-1
Monthly Investor Report

7.1 Current PB (Graph)

Calculation Date	12.12.2022	
Payment Date	14.12.2022	
Period No	2	
Monthly Period	Dec 2022	
Interest Period	from 14.11.2022	to 14.12.2022 = 30 days
Collection Period	from 01.11.2022	to 30.11.2022



**SC Germany Consumer 2022-1
Monthly Investor Report**

8. Borrower Concentration



Calculation Date	12.12.2022	
Payment Date	14.12.2022	
Period No	2	
Monthly Period	Dec 2022	
Interest Period	from 14.11.2022	to 14.12.2022 = 30 days
Collection Period	from 01.11.2022	to 30.11.2022

No	Current Principal Balance in EUR	Percentage of Total Balance	Number of Loans
1	146.915,59	0,0147%	1
2	136.334,66	0,0136%	1
3	130.812,46	0,0131%	1
4	128.245,61	0,0128%	1
5	120.814,30	0,0121%	1
6	116.634,37	0,0117%	1
7	116.183,22	0,0116%	1
8	116.083,97	0,0116%	1
9	113.055,35	0,0113%	1
10	108.153,99	0,0108%	1
11	107.224,62	0,0107%	1
12	106.816,47	0,0107%	1
13	106.802,83	0,0107%	1
14	103.165,13	0,0103%	1
15	101.810,34	0,0102%	1
16	100.732,73	0,0101%	1
17	97.135,52	0,0097%	1
18	96.898,28	0,0097%	1
19	95.954,63	0,0096%	1
20	95.549,16	0,0096%	1
21	95.422,75	0,0095%	1
22	94.485,98	0,0094%	1
23	94.251,13	0,0094%	1
24	94.023,22	0,0094%	1
25	93.463,25	0,0093%	1
	2.716.969,56	0,2717%	25

**SC Germany Consumer 2022-1
Monthly Investor Report**

9. Geographical Distribution



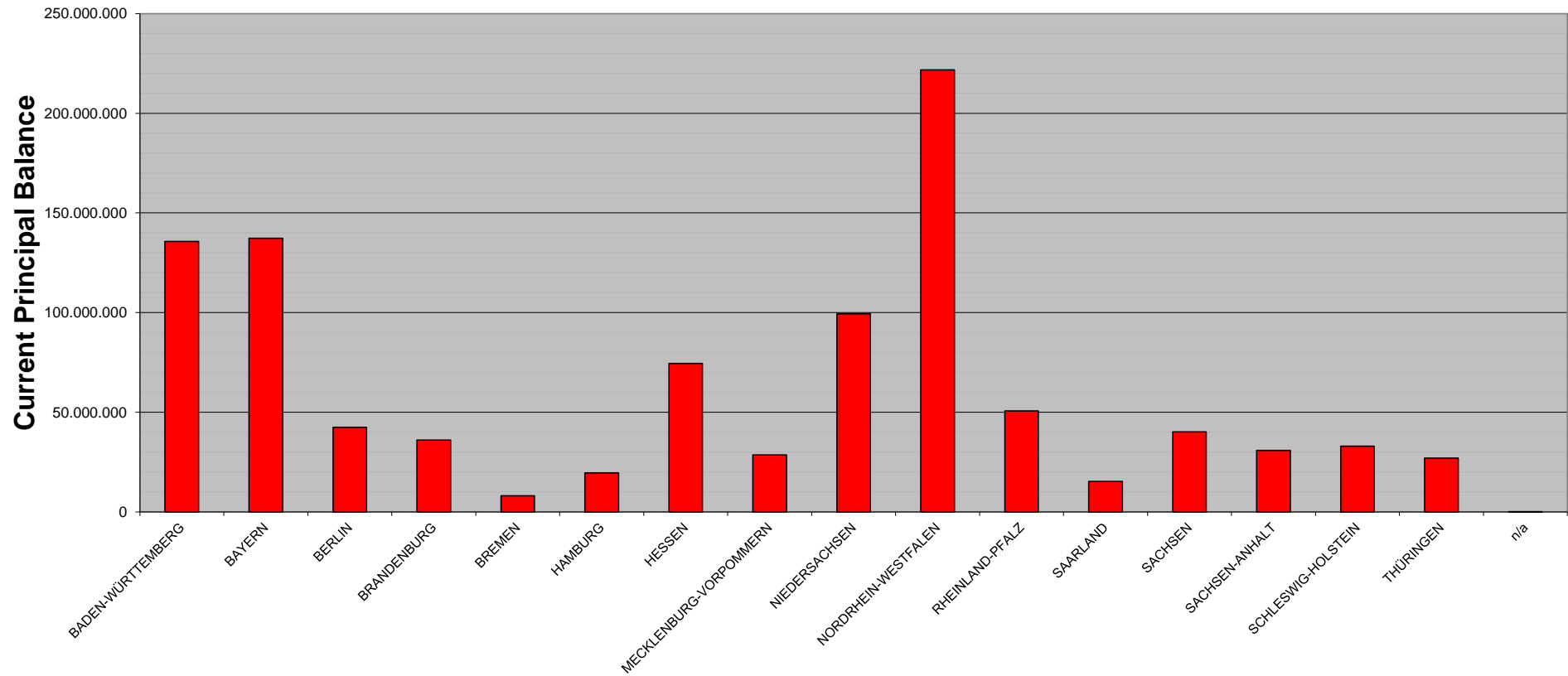
Calculation Date			12.12.2022		
Payment Date			14.12.2022		
Period No			2		
Monthly Period			Dec 2022		
Interest Period	from	14.11.2022	to	14.12.2022	= 30 days
Collection Period	from	01.11.2022	to	30.11.2022	

<i>State</i>	<i>Current Principal Balance in EUR</i>	<i>Percentage of Total Balance</i>	<i>Number of Loans</i>	<i>Percentage of Total Loans</i>
BADEN-WÜRTTEMBERG	135.677.796,83	13,57%	7.452	12,58%
BAYERN	137.269.268,57	13,73%	8.173	13,80%
BERLIN	42.414.736,02	4,24%	2.438	4,12%
BRANDENBURG	36.050.103,36	3,61%	2.203	3,72%
BREMEN	8.009.896,59	0,80%	523	0,88%
HAMBURG	19.475.668,11	1,95%	1.216	2,05%
HESSEN	74.507.060,32	7,45%	4.229	7,14%
MECKLENBURG-VORPOMMERN	28.614.886,60	2,86%	1.733	2,93%
NIEDERSACHSEN	99.354.020,29	9,94%	5.970	10,08%
NORDRHEIN-WESTFALEN	221.788.311,05	22,18%	12.933	21,84%
RHEINLAND-PFALZ	50.705.498,88	5,07%	3.025	5,11%
SAARLAND	15.184.428,36	1,52%	872	1,47%
SACHSEN	40.163.141,47	4,02%	2.681	4,53%
SACHSEN-ANHALT	30.823.294,56	3,08%	1.973	3,33%
SCHLESWIG-HOLSTEIN	32.940.537,16	3,29%	2.050	3,46%
THÜRINGEN	26.927.758,94	2,69%	1.743	2,94%
n/a	93.590,56	0,01%	5	0,01%
Total	999.999.997,67	100,00%	59.219	100,00%

**SC Germany Consumer 2022-1
Monthly Investor Report**

9.1 Geographical Distribution (Graph)

Calculation Date	12.12.2022	
Payment Date	14.12.2022	
Period No	2	
Monthly Period	Dec 2022	
Interest Period	from 14.11.2022	to 14.12.2022 = 30 days
Collection Period	from 01.11.2022	to 30.11.2022



**SC Germany Consumer 2022-1
Monthly Investor Report**

10. Collateral



Calculation Date		12.12.2022			
Payment Date		14.12.2022			
Period No		2			
Monthly Period		Dec 2022			
Interest Period	from	14.11.2022	to	14.12.2022	= 30 days
Collection Period	from	01.11.2022	to	30.11.2022	

<i>Collateral</i>	<i>Current Principal Balance in EUR</i>	<i>Percentage of Total Balance</i>	<i>Number of Loans</i>	<i>Percentage of Total Loans</i>
secured	30.315.197,11	3,03%	832	1,40%
unsecured	969.684.800,56	96,97%	58.387	98,60%
Total	999.999.997,67	100,00%	59.219	100,00%

**SC Germany Consumer 2022-1
Monthly Investor Report**

11. Insurances



Calculation Date			12.12.2022		
Payment Date			14.12.2022		
Period No			2		
Monthly Period			Dec 2022		
Interest Period	from	14.11.2022	to	14.12.2022	= 30 days
Collection Period	from	01.11.2022	to	30.11.2022	

<i>Payment Protection Insurance</i>	<i>Current Principal Balance in EUR</i>	<i>Percentage of Total Balance</i>	<i>Number of Loans</i>	<i>Percentage of Total Loans</i>
No	503.698.515,74	50,37%	33.023	55,76%
Yes	496.301.481,93	49,63%	26.196	44,24%
Total	999.999.997,67	100,00%	59.219	100,00%

**SC Germany Consumer 2022-1
Monthly Investor Report**

12. Payment Methods



Calculation Date			12.12.2022		
Payment Date			14.12.2022		
Period No			2		
Monthly Period			Dec 2022		
Interest Period	from	14.11.2022	to	14.12.2022	= 30 days
Collection Period	from	01.11.2022	to	30.11.2022	

<i>Payment Method</i>	<i>Current Principal Balance in EUR</i>	<i>Percentage of Total Balance</i>	<i>Number of Loans</i>	<i>Percentage of Total Loans</i>
Direct Debit	993.185.310,24	99,32%	58.710	99,14%
Other	6.814.687,43	0,68%	509	0,86%
Total	999.999.997,67	100,00%	59.219	100,00%

<i>Cycle of Payment</i>	<i>Current Principal Balance in EUR</i>	<i>Percentage of Total Balance</i>	<i>Number of Loans</i>	<i>Percentage of Total Loans</i>
15th of month	243.704.929,22	24,37%	14.721	24,86%
1st of month	756.295.068,45	75,63%	44.498	75,14%
Total	999.999.997,67	100,00%	59.219	100,00%

**SC Germany Consumer 2022-1
Monthly Investor Report**

13. Effective Interest Rate



Calculation Date	12.12.2022	
Payment Date	14.12.2022	
Period No	2	
Monthly Period	Dec 2022	
Interest Period	from 14.11.2022	to 14.12.2022 = 30 days
Collection Period	from 01.11.2022	to 30.11.2022

Yield Range *	Current Principal Balance in EUR	Percentage of Total Balance	Number of Loans	Percentage of Total Loans
0: 0	56.175,35	0,01%	5	0,01%
1: 1	10.533.462,24	1,05%	1.302	2,20%
2: 2	174.897.751,21	17,49%	12.216	20,63%
3: 3	124.649.308,00	12,46%	7.411	12,51%
4: 4	116.218.392,87	11,62%	6.583	11,12%
5: 5	127.249.413,69	12,72%	6.810	11,50%
6: 6	221.902.468,38	22,19%	11.010	18,59%
7: 7	163.105.610,78	16,31%	9.985	16,86%
8: 8	46.018.889,46	4,60%	2.865	4,84%
9: 9	11.153.884,97	1,12%	717	1,21%
10:10	2.226.512,47	0,22%	172	0,29%
11:11	1.365.518,36	0,14%	99	0,17%
12:12	586.583,43	0,06%	36	0,06%
13:13	36.026,46	0,00%	8	0,01%
Total	999.999.997,67	100,00%	59.219	100,00%

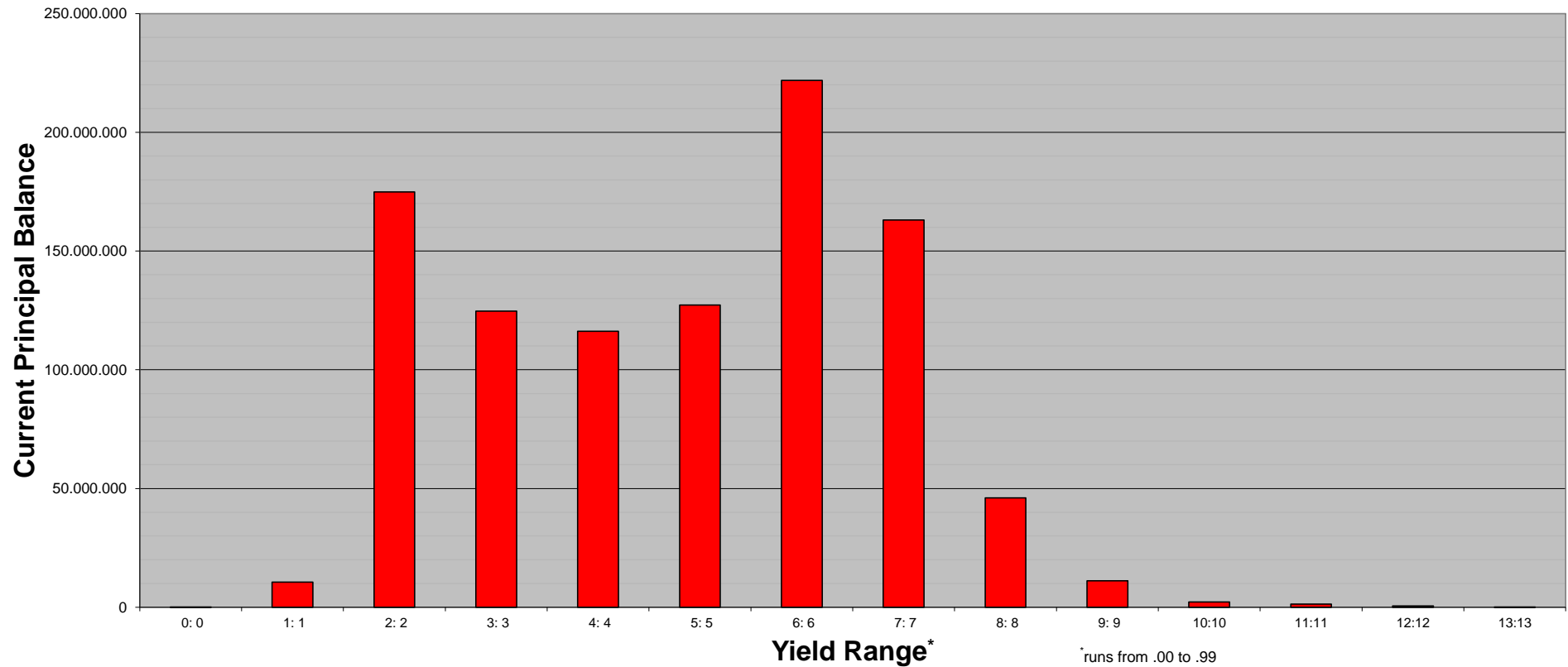
Statistics	in %
WA Interest	5,63%

* runs from .00 to .99

**SC Germany Consumer 2022-1
Monthly Investor Report**

13.1 Effective Interest Rate (Graph)

Calculation Date	12.12.2022	
Payment Date	14.12.2022	
Period No	2	
Monthly Period	Dec 2022	
Interest Period	from 14.11.2022	to 14.12.2022 = 30 days
Collection Period	from 01.11.2022	to 30.11.2022



**SC Germany Consumer 2022-1
Monthly Investor Report**

14. Seasoning



Calculation Date	12.12.2022	
Payment Date	14.12.2022	
Period No	2	
Monthly Period	Dec 2022	
Interest Period	from 14.11.2022	to 14.12.2022 = 30 days
Collection Period	from 01.11.2022	to 30.11.2022

Seasoning in Months	Current Principal Balance in EUR	Percentage of Total Balance	Number of Loans	Percentage of Total Loans
0: 2	139.417.077,03	13,94%	8.549	14,44%
3: 5	377.428.180,05	37,74%	20.607	34,80%
6: 8	278.549.493,90	27,85%	15.910	26,87%
9:11	128.426.860,96	12,84%	8.802	14,86%
12:14	40.611.338,47	4,06%	2.727	4,60%
15:17	15.882.184,79	1,59%	1.105	1,87%
18:20	10.469.682,25	1,05%	713	1,20%
21:23	5.414.643,81	0,54%	422	0,71%
24:26	2.432.999,79	0,24%	194	0,33%
27:29	350.013,61	0,04%	35	0,06%
30:32	336.816,04	0,03%	46	0,08%
33:35	195.588,12	0,02%	34	0,06%
36:38	128.974,98	0,01%	11	0,02%
39:41	74.682,04	0,01%	9	0,02%
42:44	112.895,18	0,01%	12	0,02%
45:47	39.702,97	0,00%	7	0,01%
48:50	53.385,45	0,01%	7	0,01%
51:53	27.205,18	0,00%	6	0,01%
54:56	4.764,99	0,00%	2	0,00%
57:59	7.572,14	0,00%	3	0,01%
60:62	2.252,08	0,00%	2	0,00%
63:65	2.364,53	0,00%	2	0,00%
66:68	4.760,01	0,00%	3	0,01%
69:71	2.265,31	0,00%	2	0,00%
72:74	13.197,51	0,00%	3	0,01%
75:77	3.927,45	0,00%	1	0,00%
78:80	326,57	0,00%	1	0,00%
81:	6.842,46	0,00%	4	0,01%
Total	999.999.997,67	100,00%	59.219	100,00%

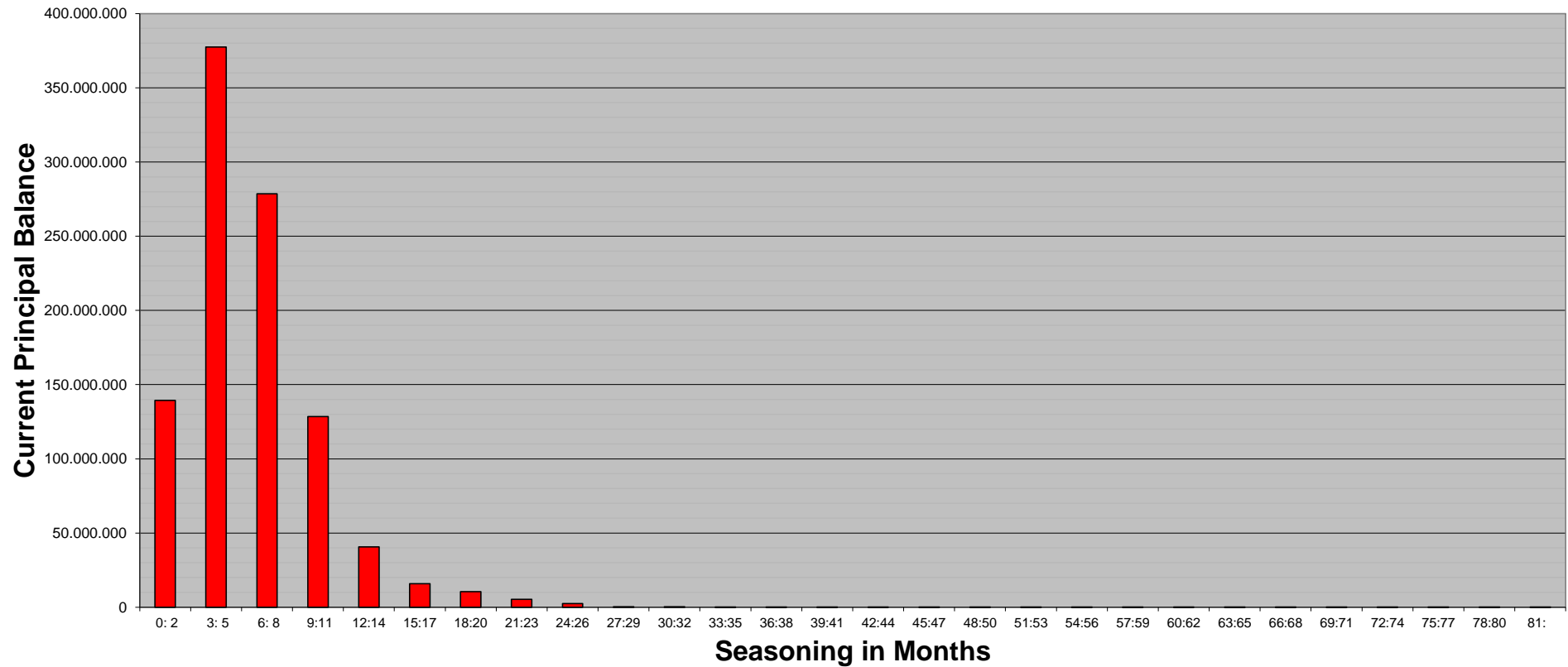
Statistics

WA Seasoning	6,15
--------------	------

**SC Germany Consumer 2022-1
Monthly Investor Report**

14.1 Seasoning (Graph)

Calculation Date	12.12.2022	
Payment Date	14.12.2022	
Period No	2	
Monthly Period	Dec 2022	
Interest Period	from 14.11.2022	to 14.12.2022 = 30 days
Collection Period	from 01.11.2022	to 30.11.2022



**SC Germany Consumer 2022-1
Monthly Investor Report**

15. Remaining Term



Calculation Date			12.12.2022		
Payment Date			14.12.2022		
Period No			2		
Monthly Period			Dec 2022		
Interest Period	from	14.11.2022	to	14.12.2022	= 30 days
Collection Period	from	01.11.2022	to	30.11.2022	

<i>Remaining Term in Months</i>	<i>Current Principal Balance in EUR</i>	<i>Percentage of Total Balance</i>	<i>Number of Loans</i>	<i>Percentage of Total Loans</i>
0: 6	178.571,70	0,02%	432	0,73%
7: 13	1.932.225,06	0,19%	1.327	2,24%
14: 20	5.262.530,36	0,53%	2.108	3,56%
21: 27	7.594.717,99	0,76%	2.058	3,48%
28: 34	13.527.063,14	1,35%	2.725	4,60%
35: 41	15.103.181,57	1,51%	2.463	4,16%
42: 48	25.410.281,42	2,54%	3.549	5,99%
49: 55	28.155.985,21	2,82%	2.707	4,57%
56: 62	35.951.052,74	3,60%	3.049	5,15%
63: 69	43.126.605,52	4,31%	2.893	4,89%
70: 76	53.220.313,43	5,32%	3.370	5,69%
77: 83	136.305.184,90	13,63%	7.916	13,37%
84: 90	205.339.307,79	20,53%	8.110	13,69%
91: 97	428.794.449,37	42,88%	16.505	27,87%
98:104	98.527,47	0,01%	7	0,01%
Total	999.999.997,67	100,00%	59.219	100,00%

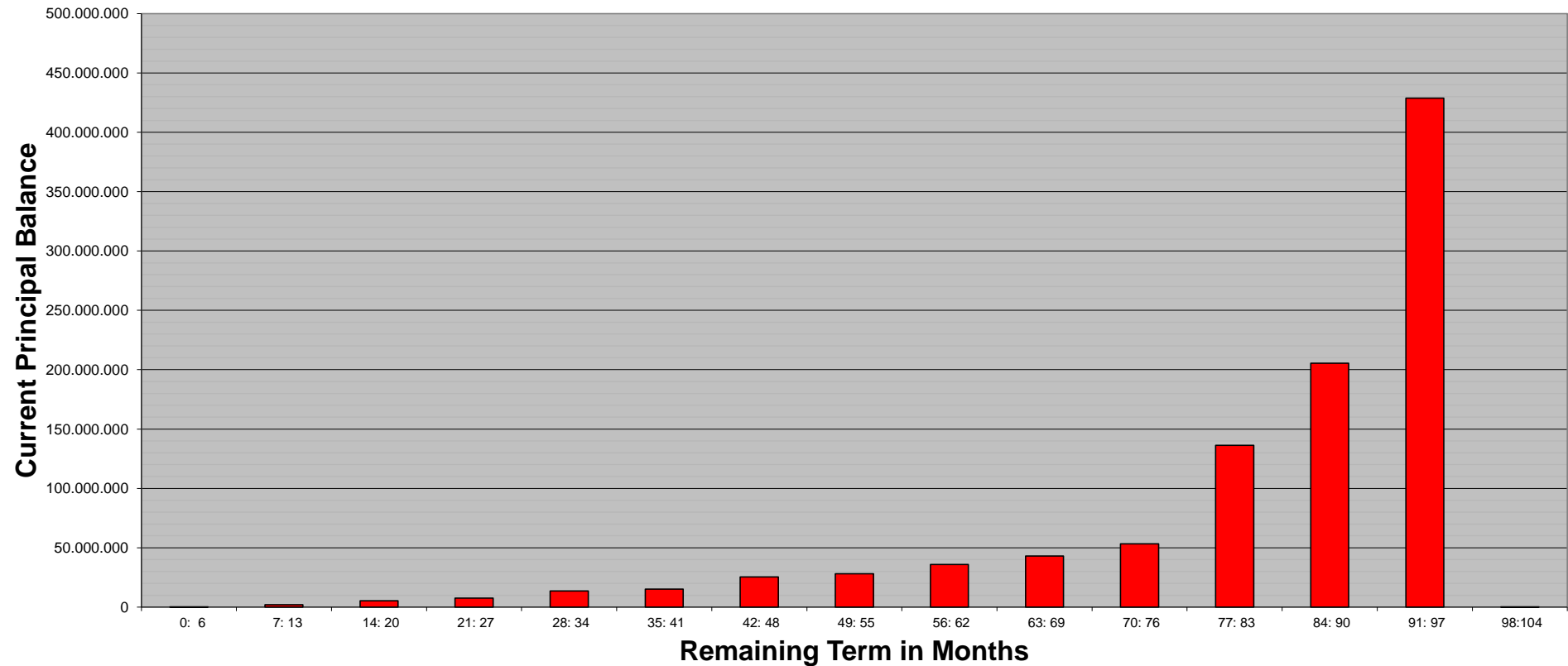
Statistics

WA Remaining Term	81,81
-------------------	-------

**SC Germany Consumer 2022-1
Monthly Investor Report**

15.1 Remaining Term (Graph)

Calculation Date	12.12.2022	
Payment Date	14.12.2022	
Period No	2	
Monthly Period	Dec 2022	
Interest Period	from 14.11.2022	to 14.12.2022 = 30 days
Collection Period	from 01.11.2022	to 30.11.2022



**SC Germany Consumer 2022-1
Monthly Investor Report**

16. Original Term



Calculation Date	12.12.2022	
Payment Date	14.12.2022	
Period No	2	
Monthly Period	Dec 2022	
Interest Period	from 14.11.2022	to 14.12.2022 = 30 days
Collection Period	from 01.11.2022	to 30.11.2022

<i>Original Term in Months</i>	<i>Current Principal Balance in EUR</i>	<i>Percentage of Total Balance</i>	<i>Number of Loans</i>	<i>Percentage of Total Loans</i>
7: 13	964.789,63	0,10%	937	1,58%
14: 20	1.529.021,48	0,15%	838	1,42%
21: 27	7.350.840,73	0,74%	2.773	4,68%
28: 34	2.188.615,87	0,22%	374	0,63%
35: 41	17.769.965,83	1,78%	3.968	6,70%
42: 48	4.925.130,19	0,49%	605	1,02%
49: 55	32.138.709,35	3,21%	4.816	8,13%
56: 62	48.966.330,26	4,90%	4.882	8,24%
63: 69	10.951.125,61	1,10%	658	1,11%
70: 76	56.634.474,35	5,66%	3.953	6,68%
77: 83	15.681.607,41	1,57%	719	1,21%
84: 90	147.281.585,39	14,73%	9.318	15,73%
91: 97	479.772.375,65	47,98%	18.966	32,03%
98:104	173.712.546,36	17,37%	6.406	10,82%
105:111	129.177,37	0,01%	5	0,01%
112:118	3.702,19	0,00%	1	0,00%
Total	999.999.997,67	100,00%	59.219	100,00%

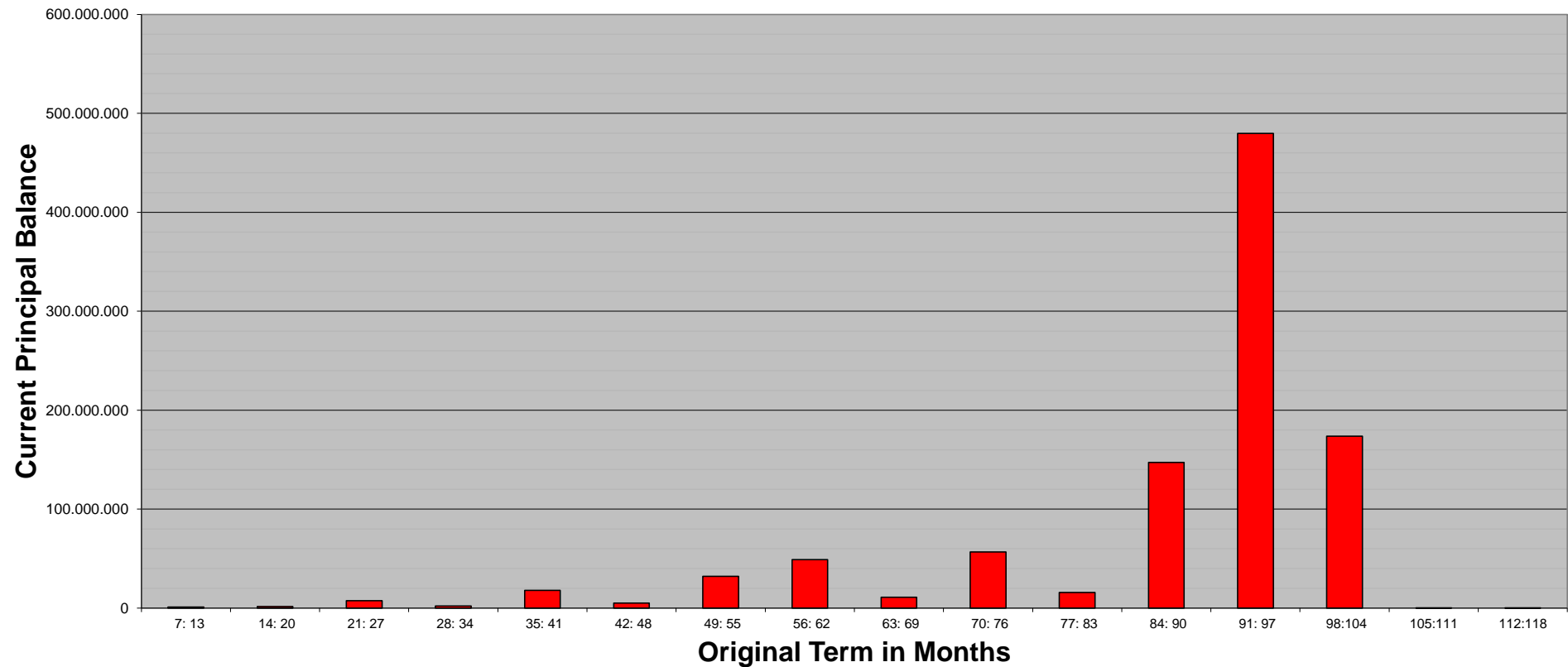
Statistics

WA Original Term	87,96
------------------	-------

**SC Germany Consumer 2022-1
Monthly Investor Report**

16.1 Original Term (Graph)

Calculation Date	12.12.2022	
Payment Date	14.12.2022	
Period No	2	
Monthly Period	Dec 2022	
Interest Period	from 14.11.2022	to 14.12.2022 = 30 days
Collection Period	from 01.11.2022	to 30.11.2022



**SC Germany Consumer 2022-1
Monthly Investor Report**

17. Loan Concentration

Calculation Date			12.12.2022			
Payment Date			14.12.2022			
Period No			2			
Monthly Period			Dec 2022			
Interest Period	from	14.11.2022	to	14.12.2022	=	30 days
Collection Period	from	01.11.2022	to	30.11.2022		



<i>Loan Concentration</i>	<i>Current Principal Balance in EUR</i>	<i>Percentage of Total Balance</i>	<i>Number of Loans</i>	<i>Percentage of Total Loans</i>	<i>Number of Debtors</i>	<i>Percentage of Total Debtors</i>
1: 1	986.189.233,75	98,62%	57.290	96,74%	57.290	98,40%
2: 2	13.256.376,79	1,33%	1.740	2,94%	870	1,49%
3: 3	517.401,42	0,05%	165	0,28%	55	0,09%
4: 4	36.985,71	0,00%	24	0,04%	6	0,01%
Total	999.999.997,67	100,00%	59.219	100,00%	58.221	100,00%

SC Germany Consumer 2022-1
Monthly Investor Report

18. Amortisation Profile



Calculation Date	12.12.2022					
Payment Date	14.12.2022					
Period No	2					
Monthly Period	Dec 2022					
Interest Period	from	14.11.2022	to	14.12.2022	=	30 days
Collection Period	from	01.11.2022	to	30.11.2022		

Amortisation profile

Collection Period	Outstanding Volume	Collection Period	Outstanding Volume
1	999.999.997,67 €	51	401.955.602,73 €
2	988.239.136,33 €	52	390.350.470,19 €
3	976.409.419,66 €	53	378.800.016,33 €
4	964.541.653,98 €	54	367.306.539,46 €
5	952.641.757,21 €	55	355.877.666,35 €
6	940.708.806,14 €	56	344.504.297,58 €
7	928.749.411,35 €	57	333.212.631,81 €
8	916.769.450,18 €	58	322.009.605,06 €
9	904.771.966,44 €	59	310.915.073,12 €
10	892.766.317,69 €	60	299.813.822,93 €
11	880.759.043,28 €	61	288.713.093,08 €
12	868.717.434,07 €	62	277.642.986,38 €
13	856.649.689,68 €	63	266.600.917,52 €
14	844.577.686,17 €	64	255.591.267,85 €
15	832.513.727,54 €	65	244.635.903,35 €
16	820.443.773,85 €	66	233.746.484,47 €
17	808.394.673,76 €	67	222.924.090,07 €
18	796.348.232,47 €	68	212.173.254,28 €
19	784.281.991,04 €	69	201.517.429,84 €
20	772.195.791,97 €	70	190.962.675,83 €
21	760.106.778,45 €	71	180.511.818,40 €
22	748.020.871,72 €	72	170.071.316,89 €
23	735.956.154,28 €	73	159.660.811,80 €
24	723.860.811,65 €	74	149.341.487,53 €
25	711.744.903,25 €	75	139.126.577,41 €
26	699.629.958,78 €	76	129.003.634,88 €
27	687.519.411,64 €	77	119.031.202,18 €
28	675.415.203,04 €	78	109.248.372,96 €
29	663.334.262,49 €	79	99.695.103,33 €
30	651.286.854,45 €	80	90.379.094,23 €
31	639.246.071,43 €	81	81.362.838,15 €
32	627.207.039,86 €	82	72.617.166,02 €
33	615.179.979,02 €	83	64.200.414,80 €
34	603.178.369,24 €	84	55.878.939,70 €
35	591.206.957,32 €	85	47.701.958,94 €
36	579.212.927,88 €	86	39.882.808,03 €
37	567.208.915,05 €	87	32.481.291,97 €
38	555.214.860,10 €	88	25.435.715,94 €
39	543.234.926,25 €	89	18.957.835,54 €
40	531.262.493,34 €	90	13.215.458,16 €
41	519.324.234,88 €	91	8.359.612,97 €
42	507.425.895,11 €	92	4.455.384,70 €
43	495.561.868,12 €	93	1.751.647,74 €
44	483.731.495,31 €	94	227.828,44 €
45	471.959.058,13 €	95	53.396,54 €
46	460.239.022,67 €	96	1.337,89 €
47	448.579.466,56 €	97	- €
48	436.909.534,26 €	98	- €
49	425.228.399,63 €	99	- €
50	413.575.996,48 €	100	- €

SC Germany Consumer 2022-1
Monthly Investor Report

Calculation Date	12.12.2022				
Payment Date	14.12.2022				
Period No	2				
Monthly Period	Dec 2022				
Interest Period	from	14.11.2022	to	14.12.2022	= 30 days
Collection Period	from	01.11.2022	to	30.11.2022	

19. Priority of Payments + Transaction Costs



Pre-Enforcement Available Interest Amount

Interest Collections	+	4.477.219,17 €
Other Interest Payments by the Seller to the Issuer	+	- €
Recoveries received by the Seller	+ -	106,57 €
Interest Earned on Transaction Account and Purchase Shortfall Account	+	17.326,01 €
Amounts standing to the Commingling Reserve Account	+	- €
Amounts standing to the credit of the Liquidity Reserve Account	+	21.408.918,19 €
Interests paid by the Interest Swap Counterparty to the Issuer	+	- €
Remaining Pre-Enforcement Available Principal Amount	+	- €
Other Amounts paid to the Issuer	+	- €
Available Interest Amount	=	25.903.356,80 €

Pre-Enforcement Available Principal Amount

Principal Collections (including Deemed Collections)	+	27.687.477,47 €
other principal amount paid by the Seller to the Issuer	+	- €
Final Repurchase Price	+	- €
Amounts standing to the credit of the Commingling Reserve Account	+	- €
Amounts standing to the credit of the Set-Off Reserve Account	+	- €
Purchase Shortfall Amount	+	5,51 €
Mezzanine Loan Disbursement Amount paid by the Originator to the Issuer	+	- €
Principal Deficiency Sub-Ledger	+	24.148,21 €
Rounding Differences from previous period	+	- €
Available Principal Amount	=	27.711.631,19 €

*excl. any interest earned on any balance credited to the Commingling Reserve Account

Pre-Enforcement Interest Priority of Payments

Available Interest Amount	25.903.356,80 €
Senior Expenses and Taxes	- 45.600,00 €
Swap Interest Payment other than subordinated Payments	- 585.706,81 €
Interest on Class A Notes	- 1.319.824,80 €
Interest on Class B (if Most Senior Note or Class B PDL < 100%)	- 151.984,80 €
Interest on Class C (if Most Senior Note or Class C PDL < 25%)	- 235.812,50 €
Interest on Class D (if Most Senior Note or Class D PDL < 25%)	- 229.832,00 €
Interest on Class E (if Most Senior Note or Class E PDL < 25%)	- 420.535,80 €
Interest on Class F (if Most Senior Note or Class F PDL < 25%)	- 261.713,40 €
Liquidity Reserve Amount Replenishment (Part I)	- 16.480.577,79 €
Crediting the PDLs until cleared	- 24.148,21 €
Liquidity Reserve Amount Replenishment (Part II)	- 4.847.228,76 €
Interest Class B (if not paid above)	- - €
Interest Class C (if not paid above)	- - €
Interest Class D (if not paid above)	- - €
Interest Class E (if not paid above)	- - €
Interest Class F (if not paid above)	- - €
Amortisation of Class F	- 1.300.391,93 €
Mezzanine Loan Interest	- - €
Interest Class G	- - €
Termination Payment [Re. Swap Agreement]	- - €
Interests Liquidity Reserve Loan	- - €
Principal Of Liquidity Reserve Loan	- - €
Any Remaining Amount To The Seller	= - €

Pre-Enforcement Principal Priority of Payments

Available Principal Amount	27.711.631,19 €
Senior Expense Deficit	- - €
Net Note Available Principal Proceeds	= 27.711.631,19 €
Replenishment	- 27.711.628,86 €
Purchase Shortfall Amount	- 2,33 €
Prior to Sequential Payment Trigger Event: Class A Pro Rata- Principal Payment Amount	- - €
Prior to Sequential Payment Trigger Event: Class B Pro Rata- Principal Payment Amount	- - €
Prior to Sequential Payment Trigger Event: Class C Pro Rata- Principal Payment Amount	- - €
Prior to Sequential Payment Trigger Event: Class D Pro Rata- Principal Payment Amount	- - €
Prior to Sequential Payment Trigger Event: Class E Pro Rata- Principal Payment Amount	- - €
On or after to Sequential Payment Trigger Event: Redemption Class A	- - €
Full Redemption Class B - G (after Regulatory Change Event)	- - €
On or after to Sequential Payment Trigger Event: Redemption Class B	- - €
On or after to Sequential Payment Trigger Event: Redemption Class C	- - €
On or after to Sequential Payment Trigger Event: Redemption Class D	- - €
On or after to Sequential Payment Trigger Event: Redemption Class E	- - €
Redemption Class F Notes	- - €
Mezzanine Loan Principal	- - €
Redemption Class G Notes	- - €
Transaction Account Remaining Amount	= - €

Transaction Costs

	Total	Class A	Class B	Class C	Class D	Class E	Class F	Class G	Liquidity Reserve Loan
Senior Expenses	45.600,00 €								
Interest accrued for the Period	3.240.052,21 €	1.319.824,80 €	151.984,80 €	235.812,50 €	229.832,00 €	420.535,80 €	261.713,40 €	602.560,00 €	17.828,91 €
Cumulative Interest accrued	4.790.613,21 €	1.897.786,80 €	230.722,80 €	361.735,00 €	356.412,00 €	658.425,30 €	428.490,40 €	828.520,00 €	28.520,91 €
Interest Payments	2.619.703,30 €	1.319.824,80 €	151.984,80 €	235.812,50 €	229.832,00 €	420.535,80 €	261.713,40 €	- €	- €
Cumulative Interest Payments	3.933.572,30 €	1.897.786,80 €	230.722,80 €	361.735,00 €	356.412,00 €	658.425,30 €	428.490,40 €	- €	- €
Unpaid Interest for the Period	620.388,91 €	- €	- €	- €	- €	- €	- €	602.560,00 €	17.828,91 €
Cumulative Unpaid Interest	857.040,91 €	- €	- €	- €	- €	- €	- €	828.520,00 €	28.520,91 €
Liquidity Reserve Loan only: Outstanding Amount	21.394.692,00 €								21.394.692,00 €

**SC Germany Consumer 2022-1
Monthly Investor Report**

20. Retention



For the purposes of compliance with the requirements of Article 6(3)(c) of the Securitisation Regulation, the Seller will retain, in its capacity as originator within the meaning of the Securitisation Regulation, on an ongoing basis for the life of the transaction, such net economic interest through an interest in randomly selected exposures.

Amount of randomly Selected Exposures

50.149.962,82 €

Calculation Date	12.12.2022				
Payment Date	14.12.2022				
Period No	2				
Monthly Period	Dec 2022				
Interest Period	from 14.11.2022	to	14.12.2022	=	30 days
Collection Period	from 01.11.2022	to	30.11.2022		

**SC Germany Consumer 2022-1
Monthly Investor Report**

21. Counterparties



Reporting Date	12.12.2022				
Payment Date	14.12.2022				
Period No	2				
Monthly Period	Dec 2022				
Interest Period	from	14.11.2022	to	14.12.2022	= 30 days
Collection Period	from	01.11.2022	to	30.11.2022	

Joint Lead Managers

Banco Santander S.A.
Paseo de Pareda 9 - 12
39004 Santander
Spain

Société Générale S.A.
29 Boulevard Haussmann
75009 Paris
France

UniCredit Bank AG
Arabellastraße 12
81925 Munich
Germany

Corporate Administrator

Circumference FS (Luxembourg) S.A.
22-24 Boulevard Royal
L-2449 Luxembourg
Grand Duchy of Luxembourg

Luxembourg Listing Agent

Bank of New York Mellon SA-NV/Luxembourg
2-4 rue Eugène Ruppert
L-2453 Luxembourg
Grand Duchy of Luxembourg

**Principal Paying Agent, Calculation Agent,
Cash Administrator, Interest Determination Agent
& Back-Up Servicer Facilitator**

Bank of New York Mellon
One Canada Square
London E14 5AL
United Kingdom

Account Bank & Transaction Security Trustee

Bank of New York Mellon
Messe Turm, Friedrich-Ebert-Anlage 49
60327 Frankfurt am Main
Germany

Interest Swap Counterparty:

Banco Santander S.A.
Ciudad Grupo Santander
Avenida de Cantabria s/n
Edificio Encinar
28660, Boadilla del Monte
Spain

Data Trustee:

Oversea FS B.V.
Museumlaan 23581 HK, Utrecht
3581 HK Utrecht
The Netherlands

Rating Agencies:

Fitch Ratings
Neue Mainzer Strasse 46 - 50
60311 Frankfurt am Main
Germany

Moody's Investors Service España, S.A.
Príncipe de Vergara, 131 - 6º Floor
28002 Madrid
Spain

Long Term	Fitch			Moody's			Counterparty status
	Short Term	Outlook	Long Term	Short Term	Outlook		
A-	F2	STABLE	(P)A2	P-1	STABLE	performing	
A-	F1	STABLE	A1	P-1	STABLE	performing	
BBB+	F2	NEG	A2	P-1	NEG	performing	
-	-	-	-	-	-	performing	
AA-	F1+	STABLE	-	P-1	STABLE	performing	
AA	F1+	STABLE	Aa2	P-1	STABLE	performing	
AA	F1+	STABLE	Aa2	P-1	STABLE	performing	
A-	F2	STABLE	(P)A2	P-1	STABLE	performing	
-	-	-	-	-	-	performing	

Ratings as of 30.11.2022, data source: Bloomberg

**SC Germany Consumer 2022-1
Monthly Investor Report**

22. Issuer Information



Reporting Date			12.12.2022			
Payment Date			14.12.2022			
Period No			2			
Monthly Period			Dec 2022			
Interest Period	from	14.11.2022	to	14.12.2022	=	30 days
Collection Period	from	01.11.2022	to	30.11.2022		

Deal Name:

SC Germany Consumer 2022-1

Issuer:

SC GERMANY S.A., COMPARTMENT CONSUMER 2022-1

The Managing Directors
22-24 Boulevard Royal
L-2449 Luxembourg,
Grand Duchy of Luxembourg

LEI:

54930010DV9V1WKUO071

Seller of the Receivables:

Santander Consumer Bank AG

Servicer Name:

Santander Consumer Bank AG

Reporting Entity:

Santander Consumer Bank AG

Capital Markets
Santander-Platz 1
41061 Mönchengladbach
Germany
eMail abs_ger@santander.de
fax +49 (0) 2161 690 7077

SPV-Administrator:

Circumference FS (Luxembourg) S.A.

22-24 Boulevard Royal
L-2449 Luxembourg,
Grand Duchy of Luxembourg

**SC Germany Consumer 2022-1
Monthly Investor Report**

23. Swap Counterparty Data



Reporting Date	12.12.2022				
Payment Date	14.12.2022				
Period No	2				
Monthly Period	Dec 2022				
Interest Period	from	14.11.2022	to	14.12.2022	= 30 days
Collection Period	from	01.11.2022	to	30.11.2022	

Swap Counterparty

Swap Counterparty Banco Santander S.A.
Swap Rating Trigger Breach no

Rating Trigger & Current Ratings	Consequenses	Fitch			Moody's			Trigger breach
		Long Term or Derivative Counterparty Rating	Short Term	Outlook	Long Term (CRA)	Short Term	Outlook	
1st Rating Trigger	Collateral, Guarantee or Replacement	A	F1		A3			no
2nd Rating Trigger	Replacement	BBB-	F3		Baa1			no
Current Counterparty Ratings		A(dcr)	F2	STABLE	A3(cr)	P-1	STABLE	

Current Swap Data

Swap Type Fixed Floating Interest Rate Swap
Notional Amount 972.000.000,00 €
Fixed Rate 2,1200%
Floating Rate (Euribor) 1,3950%
Net Swap Payments 585.706,81 €
Notional Amount next period 968.145.360,34

Swap Counterparty Details

Banco Santander, S.A.
Ciudad Grupo Santander
Avenida de Cantabria s/n
Edificio Encinar
28660, Boadilla del Monte
Madrid
Spain
Phone +34 912 89 23 58
Email: irswapscommod_doc@gruposantander.com

Counterparty Replacement

Old Counterparty Banco Santander S.A.
Current Counterparty Banco Santander S.A.

Swap Collateral

Beginning of Period - €
Cash Outflow - €
Cash Inflow - €
End of Period - €

Ratings as of 30.11.2022, data source: Bloomberg

In case of Fitch, only one required rating must be held

**SC Germany Consumer 2022-1
Monthly Investor Report**

24. Santander Consumer Bank



Contact Details

Team Securitization

Stefan Zilligen +49-2161-690-6069
Christina Opwis +49-2161-690-7086
Team ABS

stefan.zilligen@santander.de
christina.opwis@santander.de
abs_ger@santander.de

Reporting Date	12.12.2022				
Payment Date	14.12.2022				
Period No	2				
Monthly Period	Dec 2022				
Interest Period	from	14.11.2022	to	14.12.2022	= 30 days
Collection Period	from	01.11.2022	to	30.11.2022	

Ratings Santander

Banco Santander S.A.

Santander Consumer Finance S.A.

Santander Consumer Bank AG

Fitch			Moody's		
Long Term	Short Term	Outlook	Long Term	Short Term	Outlook
A	F1	STABLE	A3(cr)	P-2(cr)	STABLE
A	F1	STABLE	A3(cr)	P-2(cr)	STABLE
A-	F2	STABLE	A1(cr)	P-1(cr)	STABLE

Ratings as of 30.11.2022, data source: Bloomberg

**SC Germany Consumer 2022-1
Monthly Investor Report**

25. Glossary



Reporting Date		12.12.2022				
Payment Date		14.12.2022				
Period No		2				
Monthly Period		Dec 2022				
Interest Period	from	14.11.2022	to	14.12.2022	=	30 days
Collection Period	from	01.11.2022	to	30.11.2022		

Aggregate Outstanding Principal Amount:

Shall mean in respect of all Purchased Receivables at any time, the aggregate of the Outstanding Principal Amounts of all Purchased Receivables which, as of such time, are not defaulted receivables.

Defaulted Contracts/Defaults:

Shall mean as of any date, any purchased receivable which has been declared due and payable in full in accordance to the Credit and Collection Policy which in principal is between 120 and 180 calendar days after the due date.

Delinquent Receivable:

Shall mean as of any date, any purchased receivable which is more than 30 days overdue and not a defaulted contract.

Excess Spread:

Excess Spread equals WA Portfolio Yield minus Fixed Swap Rate minus WA Notes Margin

Legal Maturity:

Final Payment date on which each Class A Note will be redeemed in full.

Expected Maturity:

Maturity date of the notes under the assumption of inter alia (a) a 27 % constant prepayment rate, (b) an exercised Clean-Up Call at 10%,

Payment Protection Insurance:

Insurance, composed of life insurance and/or accident insurance and/or temporary disability insurance and/or unemployment insurance, which covers the risk that a Debtor in its capacity as insured person is unable to pay the Loan Instalments owed by such Debtor life insurance

Recoveries:

Any amount received on defaulted contracts

Set-Off Reserves (X/Y):

Protection against set-off risks due to (X) capitalized service fees (e.g. Payment Protection Insurance, Gap Insurance, Repair Cost Insurance) and (Y) deposits