

SC Germany Consumer 2023-1 Monthly Investor Report



ABS Issuer of the Year
Santander Consumer Bank AG

WINNER



ABS ISSUER OF THE YEAR

WINNER



SC Germany Consumer 2023-1 Monthly Investor Report

Cover Sheet Monthly Investor Report



Calculation Date	12.09.2023				
Payment Date	14.09.2023				
Period No	1				
Monthly Period	Sep 2023				
Interest Period	from 24.08.2023	to	14.09.2023	=	21 days
Collection Period	from 01.08.2023	to	31.08.2023		

Index	Page
1. Portfolio Information	1
1.1 Portfolio Information per period	2
2. Reserve Accounts	3
3.1 Delinquency Data	4
3.2 Default Data	5
3.3 Defaults & Recoveries per period	6
4. Concentration Limits	7
5. Outstanding Notes	8
6. Original Principal Balance	9
6.1 Original PB (Graph)	10
7. Current Principal Balance	11
7.1 Current PB (Graph)	12
8. Borrower Concentration	13
9. Geographical Distribution	14
9.1 Geographical (Graph)	15
10. Collateral	16
11. Insurances	17
12. Payment Methods	18
13. Effective Interest Rate	19
13.1 Effective Interest Rate (Graph)	20
14. Seasoning	21
14.1 Seasoning (Graph)	22
15. Remaining Term	23
15.1 Remaining Term (Graph)	24
16. Original Term	25
16.1 Original Term (Graph)	26
17. Loan Concentration	27
18. Amortisation Profiles	28
19. Priority of Payments + Transaction Costs	29
20. Retention	30
21. Counterparties	31
21. Issuer Information	32
23. Swap Counterparty	33
24. Santander Consumer Bank	34
25. Glossary	35

**SC Germany Consumer 2023-1
Monthly Investor Report**

1. Portfolio Information



Calculation Date	12.09.2023	
Payment Date	14.09.2023	
Period No	1	
Monthly Period	Sep 2023	
Interest Period from	24.08.2023	to 14.09.2023 = 21 days
Collection Period from	01.08.2023	to 31.08.2023

Outstanding Receivables	No. of Contracts	current period	previous period
		Aggregate Outstanding Principal Amount	Aggregate Outstanding Principal Amount
Beginning of Period	42.638	799.999.981,56 €	
Scheduled Principal Payments		10.261.648,47 €	
Prepayment Principal		12.394.844,21 €	
Total Principal Collections		22.656.492,68 €	
Total Interest Collections		4.723.917,32 €	
Defaults		- €	
Replenishment Amount		22.656.510,18 €	
End of Period		799.999.999,06 €	
Purchase Shortfall Amount		- 17,50 €	
Total Assets (End of Period)	43.413	799.999.981,56 €	
Current Prepayment Rate (annualised)		17,1%	
Current Poolfactor		99,9%	

**SC Germany Consumer 2023-1
Monthly Investor Report**

1.1 Portfolio Information per period



Calculation Date	12.09.2023			
Payment Date	14.09.2023			
Period No	1			
Monthly Period	Sep 2023			
Interest Period	from	24.08.2023	to	14.09.2023 = 21 days
Collection Period	from	01.08.2023	to	31.08.2023

Collection Period	Outstanding BOP	Scheduled Principal Payments	Prepayment Principal	Total Principal Collections	Prepayment Rate
1	€ 799.999.981,56	€ 10.261.648,47	€ 12.394.844,21	€ 22.656.492,68	€ 0,17
2					
3					
4					
5					
6					
7					
8					
9					
10					
11					
12					
13					
14					
15					
16					
17					
18					
19					
20					
21					
22					
23					
24					
25					
26					
27					
28					
29					
30					
31					
32					
33					
34					
35					
36					
37					
38					
39					
40					
41					
42					
43					
44					
45					
46					
47					
48					
49					
50					
51					
52					
53					
54					
55					
56					
57					
58					
59					
60					
61					
62					
63					
64					
65					
66					
67					
68					
69					
70					
71					
72					
73					
74					
75					
76					
77					
78					
79					
80					

**SC Germany Consumer 2023-1
Monthly Investor Report**

2. Reserve Accounts



Calculation Date	12.09.2023				
Payment Date	14.09.2023				
Period No	1				
Monthly Period	Sep 2023				
Interest Period	from	24.08.2023	to	14.09.2023	= 21 days
Collection Period	from	01.08.2023	to	31.08.2023	

Reserve Accounts

	in %		Trigger Event y/n
Liquidity Reserve			
Beginning of Period	1,5%	11.753.677,50 €	
Cash Outflow		11.753.677,50 €	
of which Liquidity Reserve Excess Amount		- €	
of which added to Priority of Payments		- €	
Cash Inflow		11.748.000,00 €	
End of Period	1,5%	11.748.000,00 €	
Required Liquidity Reserve Amount	1,5%	11.748.000,00 €	
Commingling Reserve			
Beginning of Period	0,00%	- €	0
Cash Outflow		- €	
of which Commingling Reserve Excess Amount			
of which drawn from the commingling reserve and applied to PoP			
Cash Inflow		- €	
End of Period	0,00%	- €	
Commingling Reserve Required Amount		- €	
Set-Off Reserve			
Beginning of Period	0,00%	- €	0
Cash Outflow		- €	
of which Set-Off Reserve Excess Amount			
of which drawn from the set-off reserve and applied to PoP			
Cash Inflow		- €	
End of Period	0,00%	- €	
Set-Off Reserve Required Amount		- €	

In case of Rating Trigger breach: Set-Off Reserve Required Amount

**SC Germany Consumer 2023-1
Monthly Investor Report**

3.1 Delinquency Data



Calculation Date	12.09.2023				
Payment Date	14.09.2023				
Period No	1				
Monthly Period	Sep 2023				
Interest Period	from	24.08.2023	to	14.09.2023	= 21 days
Collection Period	from	01.08.2023	to	31.08.2023	

Delinquency Data and Ratios

Collection Period	Outstanding EOP	Days past due				not delinquent	Days past due			
		1-30	31-60	61-90	>90		1-30	31-60	61-90	>90
1	799.999.981,56 €	0,00 €	0,00 €	0,00 €	0,00 €	100%	0,00%	0,00%	0,00%	0,00%
2										
3										
4										
5										
6										
7										
8										
9										
10										
11										
12										
13										
14										
15										
16										
17										
18										
19										
20										
21										
22										
23										
24										
25										
26										
27										
28										
29										
30										
31										
32										
33										
34										
35										
36										
37										
38										
39										
40										
41										
42										
43										
44										
45										
46										
47										
48										
49										
50										
51										
52										
53										
54										
55										
56										
57										
58										
59										
60										
61										
62										
63										
64										
65										
66										
67										
68										
69										
70										
71										
72										
73										
74										
75										
76										
77										
78										
79										
80										

SC Germany Consumer 2023-1
Monthly Investor Report

3.2 Default Data



Calculation Date	12.09.2023				
Payment Date	14.09.2023				
Period No	1				
Monthly Period	Sep 2023				
Interest Period from	24.08.2023	to	14.09.2023	=	21 days
Collection Period from	01.08.2023	to	31.08.2023		

Default Data and Ratios

	Amount	Number of Loans
Current Default		
Current Period Gross Default	- €	
Current Period Recoveries	- €	
Current Period Net Default	- €	
New Number of Defaulted Contracts		- €
Cumulative Default		
Cumulative Gross Default	- €	
Cumulative Recoveries	- €	
Cumulative Net Losses	- €	
Total Number of Defaulted Contracts		- €

Principal Deficiency Ledgers

Class A PDL Sub-Ledger		
Class A PDL BoP	- €	
Class A Amount debited to the PDL	- €	
Class A Amount credited to the PDL	- €	
Class A PDL EoP	- €	
Class B PDL Sub-Ledger		
Class B PDL BoP	- €	
Class B Amount debited to the PDL	- €	
Class B Amount credited to the PDL	- €	
Class B PDL EoP	- €	
Class C PDL Sub-Ledger		
Class C PDL BoP	- €	
Class C Amount debited to the PDL	- €	
Class C Amount credited to the PDL	- €	
Class C PDL EoP	- €	
Class D PDL Sub-Ledger		
Class D PDL BoP	- €	
Class D Amount debited to the PDL	- €	
Class D Amount credited to the PDL	- €	
Class D PDL EoP	- €	
Class E PDL Sub-Ledger		
Class E PDL BoP	- €	
Class E Amount debited to the PDL	- €	
Class E Amount credited to the PDL	- €	
Class E PDL EoP	- €	
Class F PDL Sub-Ledger		
Class F PDL BoP	- €	
Class F Amount debited to the PDL	- €	
Class F Amount credited to the PDL	- €	
Class F PDL EoP	- €	
OC PDL Sub-Ledger		
OC PDL BoP	- €	
OC Amount debited to the PDL	- €	
OC Amount credited to the PDL	- €	
OC PDL EoP	- €	

**SC Germany Consumer 2023-1
Monthly Investor Report**

Calculation Date	12.09.2023				
Payment Date	14.09.2023				
Period No	1				
Monthly Period	Sep 2023				
Interest Period	from	24.08.2023	to	14.09.2023	= 21 days
Collection Period	from	01.08.2023	to	31.08.2023	

3.3 Defaults & Recoveries per period



Default/Recovery Data and Ratios

3 Months Rolling Average Dynamic Net Loss Ratio % * n/a

Collection Period	Number of defaulted contracts	Defaults in collection period	cumulated Defaults since cut-off	cumulated amount of purchased receivables	Cumulated Default Ratio %	Recoveries in collection period	cumulated Recoveries since cut-off	cumulated net losses	cumulative net loss ratio %	Dynamic Net Loss Ratio
1	0	0,00 €	0,00 €	822.656.491,74 €	0,00%	0,00 €	0,00 €	0,00 €	0,00%	n/a
2										
3										
4										
5										
6										
7										
8										
9										
10										
11										
12										
13										
14										
15										
16										
17										
18										
19										
20										
21										
22										
23										
24										
25										
26										
27										
28										
29										
30										
31										
32										
33										
34										
35										
36										
37										
38										
39										
40										
41										
42										
43										
44										
45										
46										
47										
48										
49										
50										
51										
52										
53										
54										
55										
56										
57										
58										
59										
60										
61										
62										
63										
64										
65										
66										
67										
68										
69										
70										
71										
72										
73										
74										
75										
76										
77										
78										
79										
80										

* trigger applies for the first 25 Payment Dates following the end of the Replenishment Period

**SC Germany Consumer 2023-1
Monthly Investor Report**

4. Concentration Limits



Calculation Date	12.09.2023			
Payment Date	14.09.2023			
Period No	1			
Monthly Period	Sep 2023			
Interest Period from	24.08.2023	to	14.09.2023	= 21 days
Collection Period from	01.08.2023	to	31.08.2023	

Current Transaction Status

Portfolio Concentrations	Minimum-Trigger	Maximum-Trigger	Current Value	Trigger Breach
Average Yield (applicable for Total Portfolio)	7,30%	-	7,46%	no
Borrower Exposure (applicable for Total Portfolio)	-	200.000,00 €	130.513,65 €	no
WA Remaining Term		85,00	81,74	no
		Maximum-Trigger	Current Value	Trigger Breach
Purchase Shortfall Event				no
Period before previous period		78.320.000,00 €	- €	
Previous period		78.320.000,00 €	- €	
Current period		78.320.000,00 €	- 17,50 €	
Termination/Service Termination Event				no
Event of Default / Termination Event, as defined in the Interest Rate Swap				no
Sequential Payment Trigger Event				no
Cumulative Net Loss Ratio				
- from the first Payment Date in Sep 2023 until (and including) the Payment Date in Aug 2024		2,00%		no
- from the Payment Date in Sep 2024 until (and including) the Payment Date in Aug 2025		3,50%	0,00%	no
- from the Payment Date in Sep 2025 until (and including) the Payment Date in Aug 2026		4,25%		no
- from the Payment Date in Sep 2026 onwards		5,00%		no
Debit balance PDL		16.000.000,00 €	€ -	no
Aggregate Outstanding Portfolio Principal Amount is lower than 10 per cent of the Aggregate Outstanding Portfolio Principal Amount	10%		100,00%	no
Three Months Rolling Average Dynamic Net Loss Ratio *		0,42%	n/a	no
Tax Call Redemption date				no
Regulatory Change Event Redemption Date				no
Termination Event or Service Termination Event				no
Early Amortisation Event				
Cumulative Net Loss Ratio				
- prior to or on 31 July 2024		2,00%	0,00%	no
Purchase Shortfall Event				no
Termination Event or Service Termination Event				no
Event of Default / Termination Event, as defined in the Interest Rate Swap				no
Any debit of OC PDL equal to or higher than 0.25% on two consecutive Payment Dates				
Previous period		0,25%	0,00%	no
Current period			0,00%	

* trigger applies for the first 25 Payment Dates following the end of the Replenishment Period

**SC Germany Consumer 2023-1
Monthly Investor Report**

Reporting Date	12.09.2023				
Payment Date	14.09.2023				
Period No	1				
Monthly Period	Sep 2023				
Interest Period from	24.08.2023	to	14.09.2023	=	21 days
Collection Period from	01.08.2023	to	31.08.2023		

5. Outstanding Notes



	All notes	Class A	Class B	Class C	Class D	Class E	Class F
1. Note Balance							
General Note Information							
ISIN Code		XS2639842348	XS2639842694	XS2639843072	XS2639843403	XS2639843742	XS2639844047
Currency		EUR	EUR	EUR	EUR	EUR	EUR
Initial Tranching	in %	75,70%	5,00%	5,30%	5,20%	5,30%	1,40%
Legal Maturity		Sep 2037	Sep 2037	Sep 2037	Sep 2037	Sep 2037	Sep 2037
Expected Maturity		Sep 2034	Sep 2034	Sep 2034	Sep 2034	Sep 2034	Sep 2034
Original Rating (DBRS / Fitch / Moody's)		AAA (sf)/AAA (sf)/Aaa (sf)	AA (sf)/AA (sf)/Aa1 (sf)	A (high) (sf)/A (sf)/Aa3 (sf)	A (low) (sf)/BBB (sf)/Baa1 (sf)	BBB (low) (sf)/BB (sf)/Ba1 (sf)	BB (high) (sf)/BB (sf)/Ba3 (sf)
Current Rating (DBRS / Fitch / Moody's)*		AAA (sf)/AAA (sf)/Aaa (sf)	AA (sf)/AA (sf)/Aa1 (sf)	A (high) (sf)/A (sf)/Aa3 (sf)	A (low) (sf)/BBB (sf)/Baa1 (sf)	BBB (low) (sf)/BB (sf)/Ba1 (sf)	BB (high) (sf)/BB (sf)/Ba3 (sf)
Initial Notes Aggregate Principal Outstanding Balance	783.200.000 €	605.600.000,00 €	40.000.000,00 €	42.400.000,00 €	41.600.000,00 €	42.400.000,00 €	11.200.000,00 €
Initial Nominal per Note		100.000,00 €	100.000,00 €	100.000,00 €	100.000,00 €	100.000,00 €	100.000,00 €
Initial Number of Notes per Class		6.056	400	424	416	424	112
Current Note Information							
Class Principal Outstanding Balance Beginning of Period	783.200.000,00 €	605.600.000,00 €	40.000.000,00 €	42.400.000,00 €	41.600.000,00 €	42.400.000,00 €	11.200.000,00 €
Replenishment	22.656.510,18 €						
Amortisation	- €						
Redemption per Class		- €	- €	- €	- €	- €	560.000,00 €
Redemption per Note		- €	- €	- €	- €	- €	5.000,00 €
Class Principal Outstanding Balance End of Period	782.640.000,00 €	605.600.000,00 €	40.000.000,00 €	42.400.000,00 €	41.600.000,00 €	42.400.000,00 €	10.640.000,00 €
Current Tranching		77,4%	5,1%	5,4%	5,3%	5,4%	1,4%
Current Pool Factor	1,00	1,00	1,00	1,00	1,00	1,00	0,95
2. Payments to Investors per Note							
	All notes	Class A	Class B	Class C	Class D	Class E	Class F
Interest Rate Basis: 1 M-Euribor / Fixed / Floating	3,630%	1mE+72bp	1mE+155bp	1mE+270bp	1mE+415bp	1mE+675bp	1mE+875bp
Day/Count Convention		act/360	act/360	act/360	act/360	act/360	act/360
Interest Days	21						
Principal Outstanding per Note Beginning of Period		100.000,00 €	100.000,00 €	100.000,00 €	100.000,00 €	100.000,00 €	100.000,00 €
Class F only: Accrued Target Amortisation Amounts							
> Principal Repayment per Note		- €	- €	- €	- €	- €	5.000,00 €
Principal Outstanding per Note End of Period		100.000,00 €	100.000,00 €	100.000,00 €	100.000,00 €	100.000,00 €	95.000,00 €
> Interest accrued for the period	-	1.537.800,08 €	120.936,00 €	156.638,32 €	188.868,16 €	256.808,32 €	80.902,08 €
Interest Payment		1.537.800,08 €	120.936,00 €	156.638,32 €	188.868,16 €	256.808,32 €	80.902,08 €
Interest Payment per Note		253,93 €	302,34 €	369,43 €	454,01 €	605,68 €	722,34 €
3. Credit Enhancements							
		Class A	Class B	Class C	Class D	Class E	Class F
Initial total CE (Subordination, Reserve)		25,77%	20,77%	15,47%	10,27%	4,97%	3,57%
Current CE		25,77%	20,77%	15,47%	10,27%	4,97%	3,64%

* Last rating action as of 24.08.2023

**SC Germany Consumer 2023-1
Monthly Investor Report**

6. Original Principal Balance



Calculation Date	12.09.2023	
Payment Date	14.09.2023	
Period No	1	
Monthly Period	Sep 2023	
Interest Period	from 24.08.2023	to 14.09.2023 = 21 days
Collection Period	from 01.08.2023	to 31.08.2023

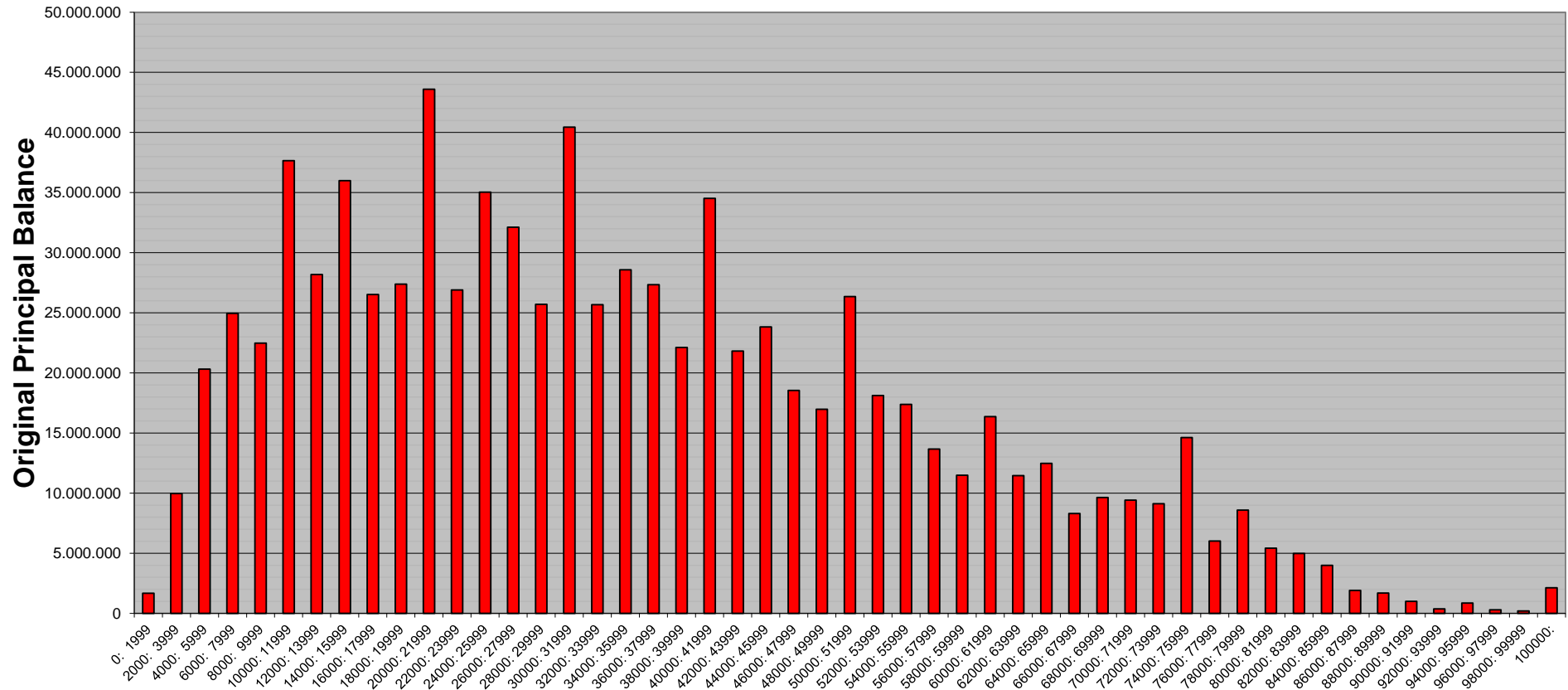
Original Principal Balance (Ranges in EUR)	Original Principal Balance in EUR	Percentage of Total Balance	Number of Loans	Percentage of Total Loans
0: 1999	1.665.634,85	0,19%	1.302	3,00%
2000: 3999	9.965.628,59	1,14%	3.580	8,25%
4000: 5999	20.310.058,30	2,32%	4.166	9,60%
6000: 7999	24.961.987,91	2,86%	3.611	8,32%
8000: 9999	22.481.185,98	2,57%	2.551	5,88%
10000: 11999	37.656.109,84	4,31%	3.556	8,19%
12000: 13999	28.184.154,35	3,22%	2.194	5,05%
14000: 15999	35.985.043,72	4,12%	2.390	5,51%
16000: 17999	26.516.806,43	3,03%	1.565	3,60%
18000: 19999	27.383.380,57	3,13%	1.450	3,34%
20000: 21999	43.598.728,12	4,99%	2.108	4,86%
22000: 23999	26.899.266,49	3,08%	1.172	2,70%
24000: 25999	35.040.192,40	4,01%	1.407	3,24%
26000: 27999	32.123.135,32	3,67%	1.197	2,76%
28000: 29999	25.706.012,08	2,94%	889	2,05%
30000: 31999	40.451.076,80	4,63%	1.316	3,03%
32000: 33999	25.676.092,85	2,94%	780	1,80%
34000: 35999	28.580.934,78	3,27%	818	1,88%
36000: 37999	27.339.584,78	3,13%	741	1,71%
38000: 39999	22.121.637,22	2,53%	568	1,31%
40000: 41999	34.512.101,60	3,95%	845	1,95%
42000: 43999	21.813.874,39	2,50%	508	1,17%
44000: 45999	23.833.471,86	2,73%	530	1,22%
46000: 47999	18.548.507,25	2,12%	395	0,91%
48000: 49999	16.977.466,66	1,94%	347	0,80%
50000: 51999	26.350.768,39	3,01%	522	1,20%
52000: 53999	18.122.671,80	2,07%	343	0,79%
54000: 55999	17.382.633,59	1,99%	316	0,73%
56000: 57999	13.670.123,53	1,56%	240	0,55%
58000: 59999	11.490.413,44	1,31%	195	0,45%
60000: 61999	16.368.324,67	1,87%	270	0,62%
62000: 63999	11.449.859,59	1,31%	182	0,42%
64000: 65999	12.471.173,22	1,43%	192	0,44%
66000: 67999	8.311.493,78	0,95%	124	0,29%
68000: 69999	9.644.821,05	1,10%	140	0,32%
70000: 71999	9.411.258,93	1,08%	133	0,31%
72000: 73999	9.117.555,52	1,04%	125	0,29%
74000: 75999	14.620.132,70	1,67%	195	0,45%
76000: 77999	6.015.727,62	0,69%	78	0,18%
78000: 79999	8.580.003,72	0,98%	109	0,25%
80000: 81999	5.422.903,02	0,62%	67	0,15%
82000: 83999	4.980.930,47	0,57%	60	0,14%
84000: 85999	3.997.835,43	0,46%	47	0,11%
86000: 87999	1.909.338,97	0,22%	22	0,05%
88000: 89999	1.689.857,29	0,19%	19	0,04%
90000: 91999	998.825,27	0,11%	11	0,03%
92000: 93999	372.252,14	0,04%	4	0,01%
94000: 95999	854.270,84	0,10%	9	0,02%
96000: 97999	288.686,58	0,03%	3	0,01%
98000: 99999	198.134,50	0,02%	2	0,00%
100000:	2.120.154,98	0,24%	19	0,04%
Total	874.172.224,18	100,00%	43.413	100,00%

Statistics in EUR	
Average Amount	20.136,19

**SC Germany Consumer 2023-1
Monthly Investor Report**

6.1 Original PB (Graph)

Calculation Date	12.09.2023				
Payment Date	14.09.2023				
Period No	1				
Monthly Period	Sep 2023				
Interest Period	from	24.08.2023	to	14.09.2023	= 21 days
Collection Period	from	01.08.2023	to	31.08.2023	



**SC Germany Consumer 2023-1
Monthly Investor Report**

7. Current Principal Balance



Calculation Date	12.09.2023				
Payment Date	14.09.2023				
Period No	1				
Monthly Period	Sep 2023				
Interest Period	from	24.08.2023	to	14.09.2023	= 21 days
Collection Period	from	01.08.2023	to	31.08.2023	

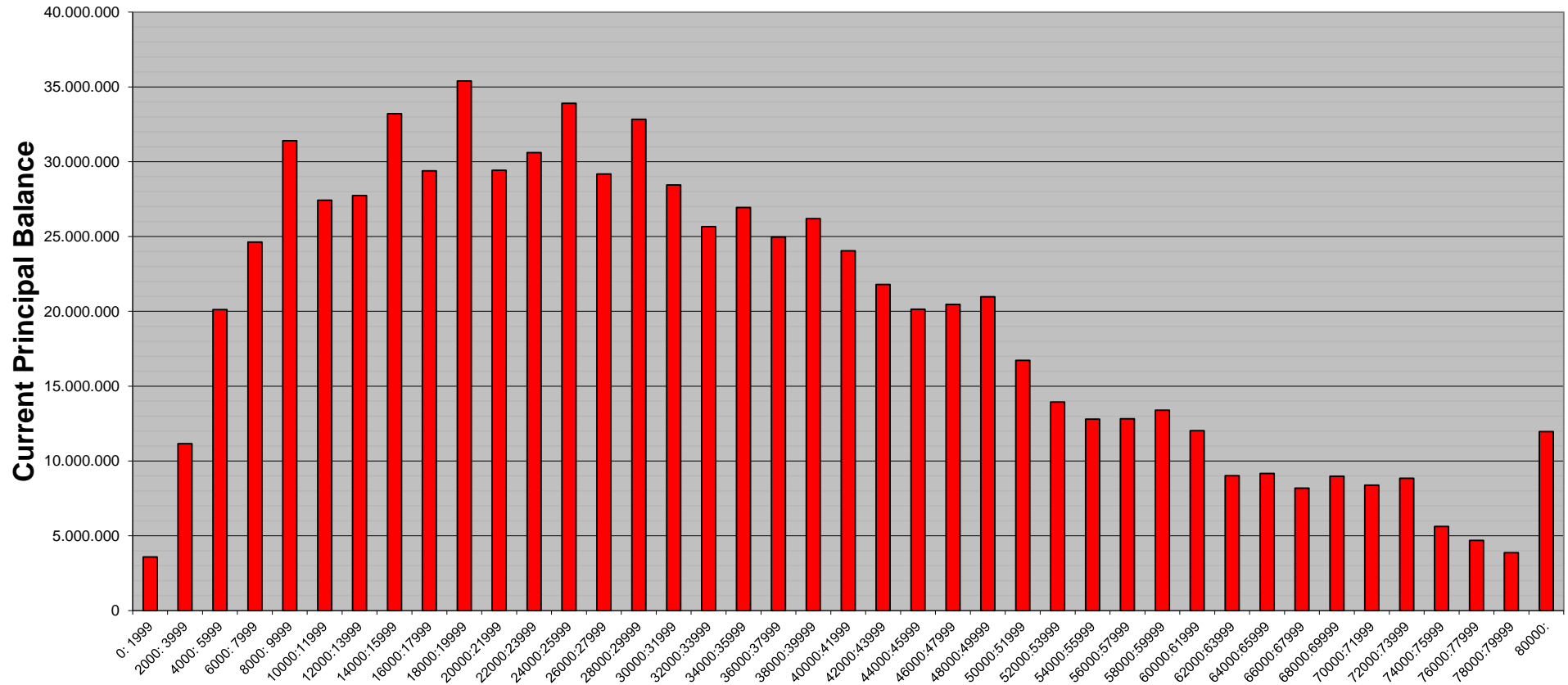
Current Principal Balance (Ranges in EUR)	Current Principal Balance in EUR	Percentage of Total Balance	Number of Loans	Percentage of Total Loans
0: 1999	3.582.626,32	0,45%	3.145	7,24%
2000: 3999	11.153.199,17	1,39%	3.705	8,53%
4000: 5999	20.119.790,96	2,51%	4.041	9,31%
6000: 7999	24.626.880,14	3,08%	3.509	8,08%
8000: 9999	31.399.539,09	3,92%	3.460	7,97%
10000:11999	27.428.254,40	3,43%	2.512	5,79%
12000:13999	27.735.907,83	3,47%	2.135	4,92%
14000:15999	33.202.029,49	4,15%	2.220	5,11%
16000:17999	29.393.721,08	3,67%	1.728	3,98%
18000:19999	35.391.193,54	4,42%	1.858	4,28%
20000:21999	29.427.524,80	3,68%	1.407	3,24%
22000:23999	30.607.033,47	3,83%	1.330	3,06%
24000:25999	33.904.540,84	4,24%	1.358	3,13%
26000:27999	29.179.592,51	3,65%	1.082	2,49%
28000:29999	32.837.377,33	4,10%	1.132	2,61%
30000:31999	28.445.770,53	3,56%	919	2,12%
32000:33999	25.660.268,80	3,21%	777	1,79%
34000:35999	26.941.521,03	3,37%	770	1,77%
36000:37999	24.966.100,14	3,12%	675	1,55%
38000:39999	26.193.146,90	3,27%	672	1,55%
40000:41999	24.041.721,75	3,01%	587	1,35%
42000:43999	21.798.682,63	2,72%	507	1,17%
44000:45999	20.139.474,55	2,52%	448	1,03%
46000:47999	20.459.255,03	2,56%	436	1,00%
48000:49999	20.969.847,49	2,62%	428	0,99%
50000:51999	16.721.430,04	2,09%	328	0,76%
52000:53999	13.936.148,17	1,74%	263	0,61%
54000:55999	12.798.985,85	1,60%	233	0,54%
56000:57999	12.819.573,10	1,60%	225	0,52%
58000:59999	13.396.252,10	1,67%	227	0,52%
60000:61999	12.024.670,49	1,50%	197	0,45%
62000:63999	9.016.278,38	1,13%	143	0,33%
64000:65999	9.163.654,55	1,15%	141	0,32%
66000:67999	8.178.291,37	1,02%	122	0,28%
68000:69999	8.977.943,95	1,12%	130	0,30%
70000:71999	8.384.578,07	1,05%	118	0,27%
72000:73999	8.837.642,69	1,10%	121	0,28%
74000:75999	5.623.755,76	0,70%	75	0,17%
76000:77999	4.688.694,83	0,59%	61	0,14%
78000:79999	3.864.954,53	0,48%	49	0,11%
80000:	11.962.145,36	1,50%	139	0,32%
Total	799.999.999,06	100,00%	43.413	100,00%

Statistics in EUR	
Average Amount	18.427,66

**SC Germany Consumer 2023-1
Monthly Investor Report**

7.1 Current PB (Graph)

Calculation Date	12.09.2023		
Payment Date	14.09.2023		
Period No	1		
Monthly Period	Sep 2023		
Interest Period	from	24.08.2023	to 14.09.2023 = 21 days
Collection Period	from	01.08.2023	to 31.08.2023



**SC Germany Consumer 2023-1
Monthly Investor Report**

8. Borrower Concentration



Calculation Date	12.09.2023	
Payment Date	14.09.2023	
Period No	1	
Monthly Period	Sep 2023	
Interest Period	from 24.08.2023	to 14.09.2023 = 21 days
Collection Period	from 01.08.2023	to 31.08.2023

No	Current Principal Balance in EUR	Percentage of Total Balance	Number of Loans
1	130.513,65	0,0163%	1
2	126.514,04	0,0158%	1
3	110.692,49	0,0138%	1
4	109.862,31	0,0137%	1
5	108.133,55	0,0135%	1
6	106.427,43	0,0133%	1
7	105.584,96	0,0132%	1
8	104.434,98	0,0131%	1
9	103.295,20	0,0129%	1
10	101.034,91	0,0126%	2
11	100.937,96	0,0126%	1
12	99.626,67	0,0125%	1
13	94.692,73	0,0118%	1
14	94.269,60	0,0118%	1
15	93.332,54	0,0117%	1
16	93.192,77	0,0116%	1
17	92.995,02	0,0116%	1
18	92.735,00	0,0116%	1
19	92.494,78	0,0116%	1
20	91.812,13	0,0115%	1
21	91.154,69	0,0114%	2
22	90.547,79	0,0113%	1
23	89.316,30	0,0112%	1
24	89.006,92	0,0111%	1
25	88.751,15	0,0111%	1
	2.501.359,57	0,3127%	27

**SC Germany Consumer 2023-1
Monthly Investor Report**

9. Geographical Distribution



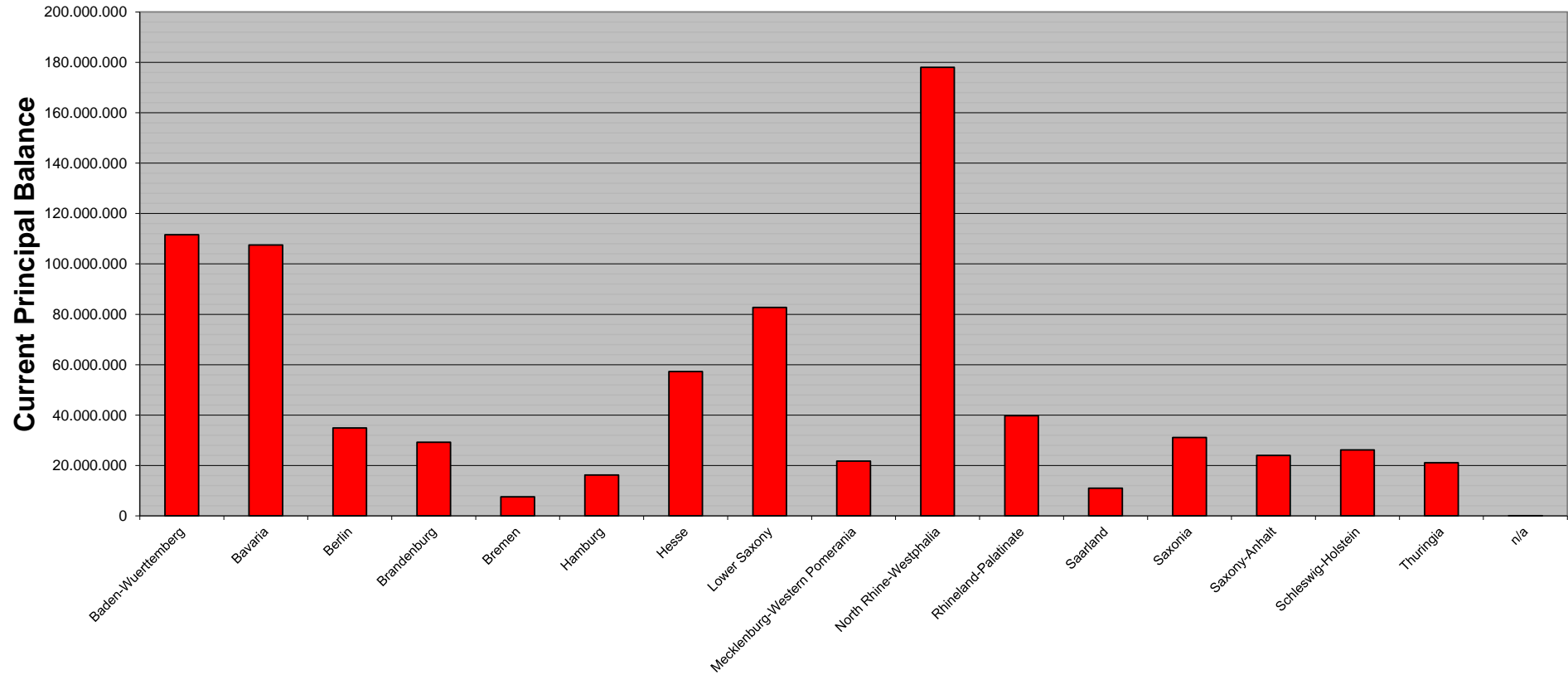
Calculation Date			12.09.2023		
Payment Date			14.09.2023		
Period No			1		
Monthly Period			Sep 2023		
Interest Period	from	24.08.2023	to	14.09.2023	= 21 days
Collection Period	from	01.08.2023	to	31.08.2023	

<i>State</i>	<i>Current Principal Balance in EUR</i>	<i>Percentage of Total Balance</i>	<i>Number of Loans</i>	<i>Percentage of Total Loans</i>
Baden-Wuerttemberg	111.599.126,82	13,95%	5.633	12,98%
Bavaria	107.525.725,32	13,44%	5.862	13,50%
Berlin	34.908.354,75	4,36%	1.787	4,12%
Brandenburg	29.264.345,37	3,66%	1.658	3,82%
Bremen	7.537.432,76	0,94%	402	0,93%
Hamburg	16.183.042,82	2,02%	825	1,90%
Hesse	57.317.988,62	7,16%	3.001	6,91%
Lower Saxony	82.708.153,26	10,34%	4.451	10,25%
Mecklenburg-Western Pomerania	21.757.709,81	2,72%	1.219	2,81%
North Rhine-Westphalia	178.057.432,37	22,26%	9.700	22,34%
Rhineland-Palatinate	39.738.897,73	4,97%	2.109	4,86%
Saarland	11.002.699,86	1,38%	652	1,50%
Saxonia	31.114.123,72	3,89%	1.888	4,35%
Saxony-Anhalt	23.992.411,15	3,00%	1.502	3,46%
Schleswig-Holstein	26.162.919,58	3,27%	1.510	3,48%
Thuringia	21.121.296,27	2,64%	1.213	2,79%
n/a	8.338,85	0,00%	1	0,00%
Total	799.999.999,06	100,00%	43.413	100,00%

**SC Germany Consumer 2023-1
Monthly Investor Report**

9.1 Geographical Distribution (Graph)

Calculation Date	12.09.2023	
Payment Date	14.09.2023	
Period No	1	
Monthly Period	Sep 2023	
Interest Period	from 24.08.2023	to 14.09.2023 = 21 days
Collection Period	from 01.08.2023	to 31.08.2023



**SC Germany Consumer 2023-1
Monthly Investor Report**

10. Collateral



Calculation Date			12.09.2023		
Payment Date			14.09.2023		
Period No			1		
Monthly Period			Sep 2023		
Interest Period	from	24.08.2023	to	14.09.2023	= 21 days
Collection Period	from	01.08.2023	to	31.08.2023	

<i>Collateral</i>	<i>Current Principal Balance in EUR</i>	<i>Percentage of Total Balance</i>	<i>Number of Loans</i>	<i>Percentage of Total Loans</i>
secured	10.287.366,78	1,29%	279	0,64%
unsecured	789.712.632,28	98,71%	43.134	99,36%
Total	799.999.999,06	100,00%	43.413	100,00%

**SC Germany Consumer 2023-1
Monthly Investor Report**

11. Insurances



Calculation Date			12.09.2023		
Payment Date			14.09.2023		
Period No			1		
Monthly Period			Sep 2023		
Interest Period	from	24.08.2023	to	14.09.2023	= 21 days
Collection Period	from	01.08.2023	to	31.08.2023	

<i>Payment Protection Insurance</i>	<i>Current Principal Balance in EUR</i>	<i>Percentage of Total Balance</i>	<i>Number of Loans</i>	<i>Percentage of Total Loans</i>
No	248.206.474,34	31,03%	16.998	39,15%
Yes	551.793.524,72	68,97%	26.415	60,85%
Total	799.999.999,06	100,00%	43.413	100,00%

**SC Germany Consumer 2023-1
Monthly Investor Report**

12. Payment Methods



Calculation Date	12.09.2023			
Payment Date	14.09.2023			
Period No	1			
Monthly Period	Sep 2023			
Interest Period	from	24.08.2023	to	14.09.2023 = 21 days
Collection Period	from	01.08.2023	to	31.08.2023

<i>Payment Method</i>	<i>Current Principal Balance in EUR</i>	<i>Percentage of Total Balance</i>	<i>Number of Loans</i>	<i>Percentage of Total Loans</i>
Direct Debit	795.813.154,16	99,48%	43.164	99,43%
Other	4.186.844,90	0,52%	249	0,57%
Total	799.999.999,06	100,00%	43.413	100,00%

<i>Cycle of Payment</i>	<i>Current Principal Balance in EUR</i>	<i>Percentage of Total Balance</i>	<i>Number of Loans</i>	<i>Percentage of Total Loans</i>
15th of month	189.096.116,68	23,64%	10.695	24,64%
1st of month	610.903.882,38	76,36%	32.718	75,36%
Total	799.999.999,06	100,00%	43.413	100,00%

**SC Germany Consumer 2023-1
Monthly Investor Report**

13. Effective Interest Rate



Calculation Date			12.09.2023		
Payment Date			14.09.2023		
Period No			1		
Monthly Period			Sep 2023		
Interest Period	from	24.08.2023	to	14.09.2023	= 21 days
Collection Period	from	01.08.2023	to	31.08.2023	

Yield Range *	Current Principal Balance in EUR	Percentage of Total Balance	Number of Loans	Percentage of Total Loans
0: 0	26.712,36	0,00%	5	0,01%
1: 1	3.007.616,78	0,38%	369	0,85%
2: 2	32.780.345,66	4,10%	2.487	5,73%
3: 3	24.596.526,12	3,07%	1.605	3,70%
4: 4	46.379.230,83	5,80%	2.583	5,95%
5: 5	85.355.347,12	10,67%	4.163	9,59%
6: 6	120.925.245,95	15,12%	5.797	13,35%
7: 7	177.896.728,50	22,24%	9.621	22,16%
8: 8	193.887.741,02	24,24%	9.721	22,39%
9: 9	83.293.787,69	10,41%	5.125	11,81%
10:10	25.075.963,82	3,13%	1.479	3,41%
11:11	4.338.221,61	0,54%	286	0,66%
12:12	1.673.981,10	0,21%	105	0,24%
13:	762.550,50	0,10%	67	0,15%
Total	799.999.999,06	100,00%	43.413	100,00%

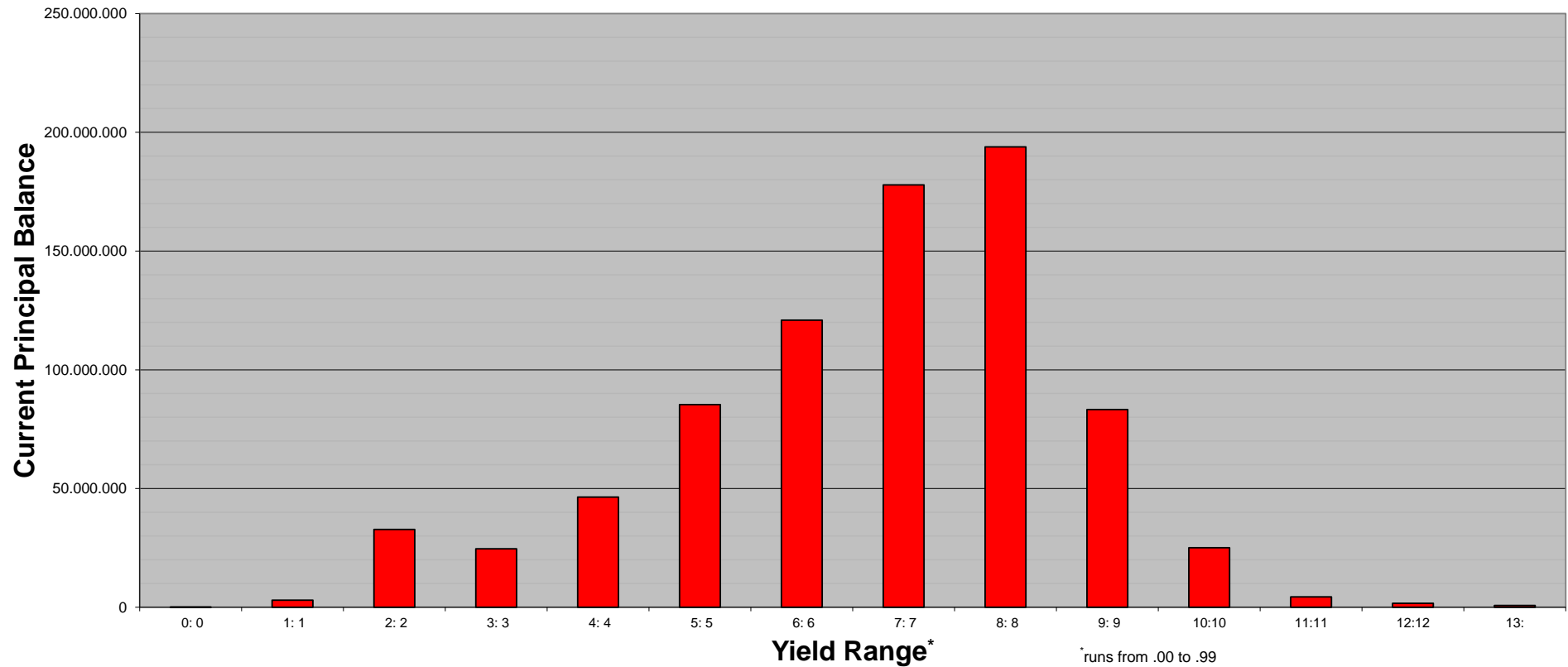
Statistics in %	
WA Interest	7,46%

* runs from .00 to .99

**SC Germany Consumer 2023-1
Monthly Investor Report**

13.1 Effective Interest Rate (Graph)

Calculation Date	12.09.2023	
Payment Date	14.09.2023	
Period No	1	
Monthly Period	Sep 2023	
Interest Period	from 24.08.2023	to 14.09.2023 = 21 days
Collection Period	from 01.08.2023	to 31.08.2023



**SC Germany Consumer 2023-1
Monthly Investor Report**

14. Seasoning



Calculation Date	12.09.2023	
Payment Date	14.09.2023	
Period No	1	
Monthly Period	Sep 2023	
Interest Period	from 24.08.2023	to 14.09.2023 = 21 days
Collection Period	from 01.08.2023	to 31.08.2023

Seasoning in Months	Current Principal Balance in EUR	Percentage of Total Balance	Number of Loans	Percentage of Total Loans
0: 2	13.983.430,20	1,75%	755	1,74%
3: 5	285.867.630,95	35,73%	14.666	33,78%
6: 8	182.037.488,76	22,75%	9.270	21,35%
9:11	114.267.389,77	14,28%	6.253	14,40%
12:14	86.941.964,40	10,87%	5.136	11,83%
15:17	56.251.414,16	7,03%	3.142	7,24%
18:20	32.215.064,22	4,03%	2.002	4,61%
21:23	18.664.974,70	2,33%	1.394	3,21%
24:26	3.617.507,39	0,45%	296	0,68%
27:29	2.652.028,54	0,33%	175	0,40%
30:32	1.502.667,70	0,19%	111	0,26%
33:35	1.033.228,35	0,13%	99	0,23%
36:38	253.055,69	0,03%	20	0,05%
39:41	109.491,37	0,01%	16	0,04%
42:44	138.941,85	0,02%	15	0,03%
45:47	134.437,95	0,02%	18	0,04%
48:50	33.265,11	0,00%	6	0,01%
51:53	119.013,95	0,01%	11	0,03%
54:56	46.582,23	0,01%	8	0,02%
57:59	51.839,40	0,01%	4	0,01%
60:62	29.648,48	0,00%	2	0,00%
63:65	14.008,64	0,00%	4	0,01%
66:68	1.997,46	0,00%	2	0,00%
69:71	18.185,86	0,00%	3	0,01%
72:74	11.300,71	0,00%	3	0,01%
75:77	0,00	0,00%	0	0,00%
78:80	2.927,55	0,00%	1	0,00%
81:	513,67	0,00%	1	0,00%
Total	799.999.999,06	100,00%	43.413	100,00%

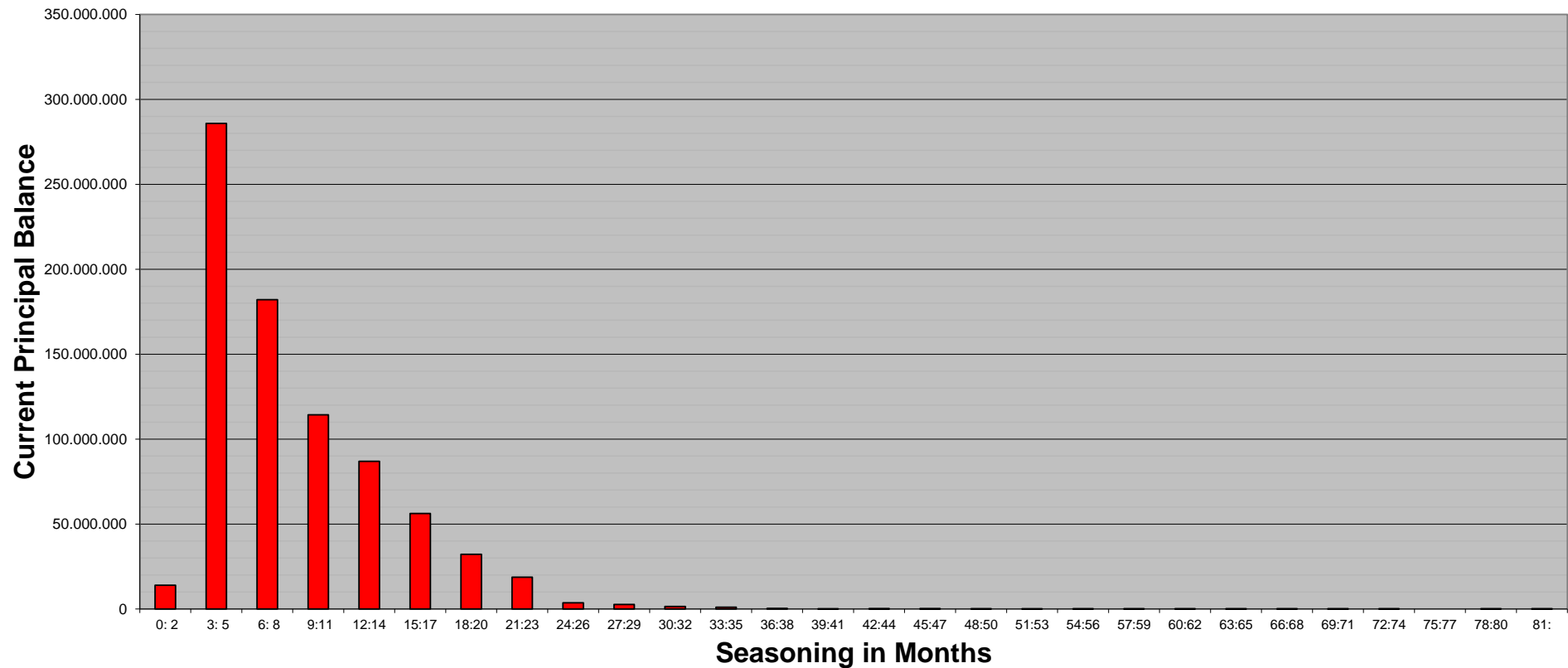
Statistics

WA Seasoning	8,52
--------------	------

**SC Germany Consumer 2023-1
Monthly Investor Report**

14.1 Seasoning (Graph)

Calculation Date	12.09.2023	
Payment Date	14.09.2023	
Period No	1	
Monthly Period	Sep 2023	
Interest Period	from 24.08.2023	to 14.09.2023 = 21 days
Collection Period	from 01.08.2023	to 31.08.2023



**SC Germany Consumer 2023-1
Monthly Investor Report**

15. Remaining Term



Calculation Date			12.09.2023			
Payment Date			14.09.2023			
Period No			1			
Monthly Period			Sep 2023			
Interest Period	from	24.08.2023	to	14.09.2023	=	21 days
Collection Period	from	01.08.2023	to	31.08.2023		

<i>Remaining Term in Months</i>	<i>Current Principal Balance in EUR</i>	<i>Percentage of Total Balance</i>	<i>Number of Loans</i>	<i>Percentage of Total Loans</i>
0: 6	416.375,60	0,05%	665	1,53%
7: 13	1.705.853,65	0,21%	895	2,06%
14: 20	3.408.349,14	0,43%	1.096	2,52%
21: 27	4.545.888,67	0,57%	1.102	2,54%
28: 34	10.302.834,42	1,29%	1.795	4,13%
35: 41	9.185.212,81	1,15%	1.260	2,90%
42: 48	17.989.813,05	2,25%	2.099	4,83%
49: 55	18.162.505,12	2,27%	1.620	3,73%
56: 62	24.264.351,42	3,03%	1.942	4,47%
63: 69	35.414.312,48	4,43%	2.364	5,45%
70: 76	53.266.226,16	6,66%	3.156	7,27%
77: 83	119.367.379,70	14,92%	5.730	13,20%
84: 90	201.035.849,66	25,13%	7.968	18,35%
91: 97	300.935.047,18	37,62%	11.721	27,00%
98:	0,00	0,00%	0	0,00%
Total	799.999.999,06	100,00%	43.413	100,00%

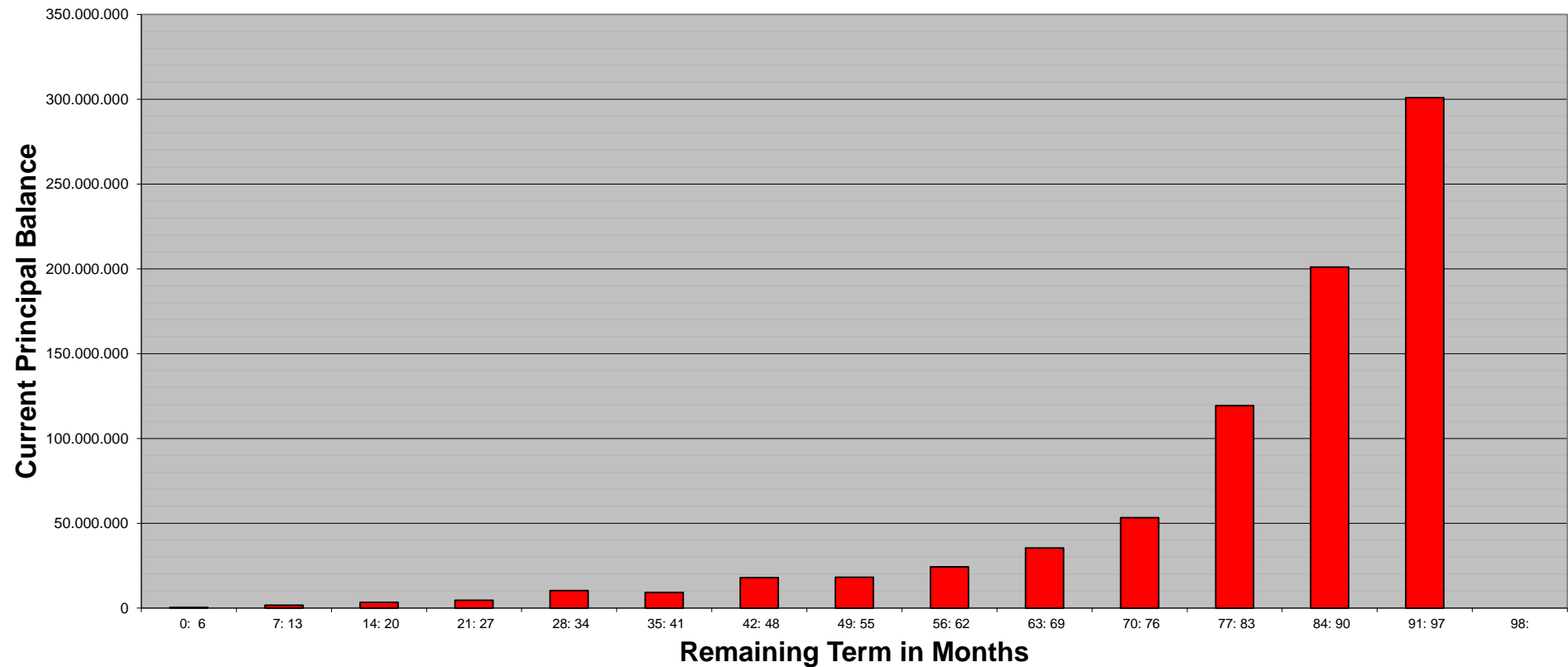
Statistics

WA Remaining Term	81,74
-------------------	-------

**SC Germany Consumer 2023-1
Monthly Investor Report**

15.1 Remaining Term (Graph)

Calculation Date	12.09.2023	
Payment Date	14.09.2023	
Period No	1	
Monthly Period	Sep 2023	
Interest Period	from 24.08.2023	to 14.09.2023 = 21 days
Collection Period	from 01.08.2023	to 31.08.2023



**SC Germany Consumer 2023-1
Monthly Investor Report**

16. Original Term



Calculation Date	12.09.2023	
Payment Date	14.09.2023	
Period No	1	
Monthly Period	Sep 2023	
Interest Period	from 24.08.2023	to 14.09.2023 = 21 days
Collection Period	from 01.08.2023	to 31.08.2023

<i>Original Term in Months</i>	<i>Current Principal Balance in EUR</i>	<i>Percentage of Total Balance</i>	<i>Number of Loans</i>	<i>Percentage of Total Loans</i>
0: 13	614.391,46	0,08%	534	1,23%
14: 20	1.015.561,98	0,13%	524	1,21%
21: 27	3.626.311,15	0,45%	1.400	3,22%
28: 34	1.140.044,29	0,14%	217	0,50%
35: 41	10.032.935,54	1,25%	2.126	4,90%
42: 48	3.469.568,87	0,43%	392	0,90%
49: 55	18.880.434,19	2,36%	2.737	6,30%
56: 62	29.580.482,43	3,70%	2.935	6,76%
63: 69	6.146.031,53	0,77%	416	0,96%
70: 76	35.919.638,84	4,49%	2.629	6,06%
77: 83	10.104.337,25	1,26%	478	1,10%
84: 90	88.979.454,51	11,12%	5.790	13,34%
91: 97	454.622.307,92	56,83%	18.238	42,01%
98:104	135.827.308,34	16,98%	4.994	11,50%
105:111	41.190,76	0,01%	3	0,01%
112:	0,00	0,00%	0	0,00%
Total	799.999.999,06	100,00%	43.413	100,00%

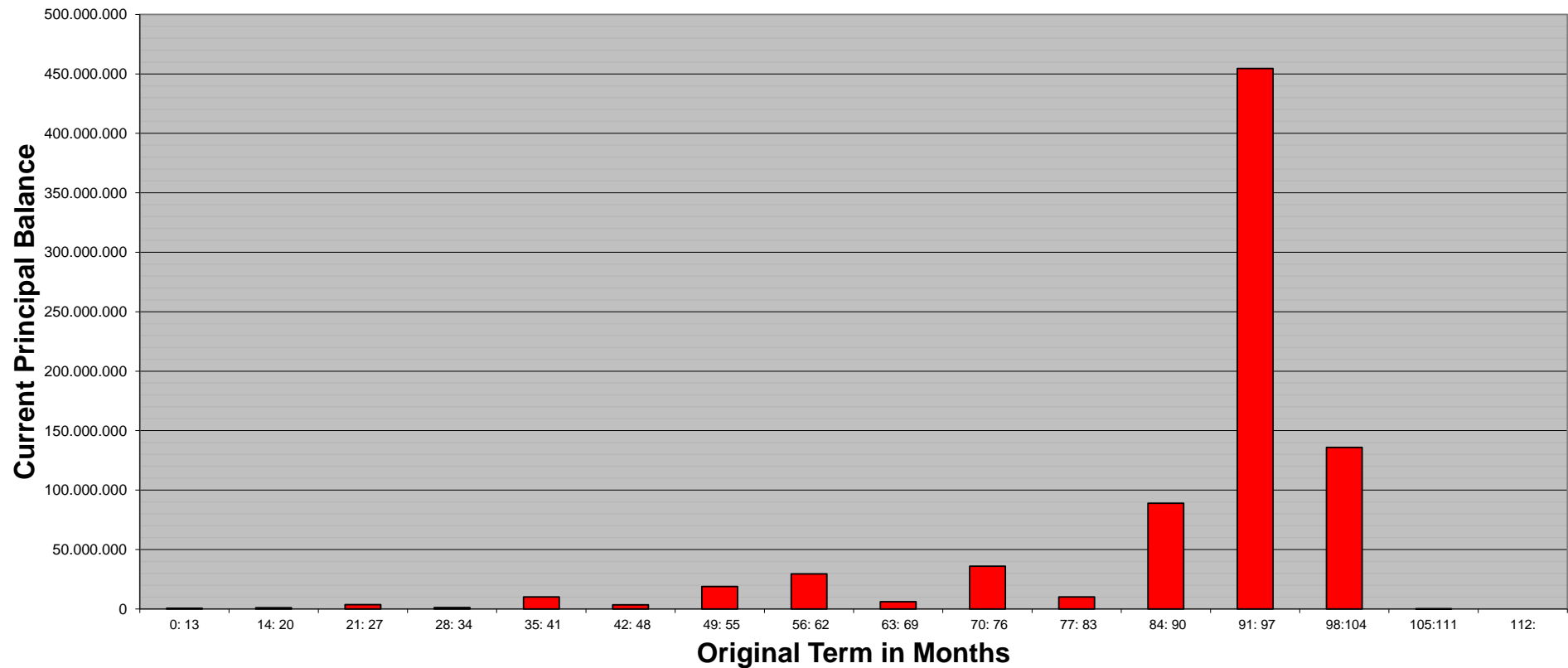
Statistics

WA Original Term	90,27
------------------	-------

**SC Germany Consumer 2023-1
Monthly Investor Report**

16.1 Original Term (Graph)

Calculation Date	12.09.2023	
Payment Date	14.09.2023	
Period No	1	
Monthly Period	Sep 2023	
Interest Period	from 24.08.2023	to 14.09.2023 = 21 days
Collection Period	from 01.08.2023	to 31.08.2023



**SC Germany Consumer 2023-1
Monthly Investor Report**

17. Loan Concentration

Calculation Date			12.09.2023			
Payment Date			14.09.2023			
Period No			1			
Monthly Period			Sep 2023			
Interest Period	from	24.08.2023	to	14.09.2023	=	21 days
Collection Period	from	01.08.2023	to	31.08.2023		



<i>Loan Concentration</i>	<i>Current Principal Balance in EUR</i>	<i>Percentage of Total Balance</i>	<i>Number of Loans</i>	<i>Percentage of Total Loans</i>	<i>Number of Debtors</i>	<i>Percentage of Total Debtors</i>
1: 1	790.702.267,98	98,84%	42.586	99,04%	42.586	99,04%
2: 2	9.264.646,47	1,16%	412	0,96%	412	0,96%
3: 3	33.084,61	0,00%	1	0,00%	1	0,00%
4: 4	0,00	0,00%	0	0,00%	0	0,00%
5: 5	0,00	0,00%	0	0,00%	0	0,00%
6: 6	0,00	0,00%	0	0,00%	0	0,00%
7:	0,00	0,00%	0	0,00%	0	0,00%
Total	799.999.999,06	100,00%	42.999	100,00%	42.999	100,00%

**SC Germany Consumer 2023-1
Monthly Investor Report**

18. Amortisation Profile



Calculation Date	12.09.2023					
Payment Date	14.09.2023					
Period No	1					
Monthly Period	Sep 2023					
Interest Period	from	24.08.2023	to	14.09.2023	=	21 days
Collection Period	from	01.08.2023	to	31.08.2023		

Amortisation profile

Collection Period	Outstanding Volume	Collection Period	Outstanding Volume
1	799.999.999,06 €	51	347.347.005,29 €
2	791.554.977,61 €	52	338.010.185,69 €
3	783.044.493,10 €	53	328.670.566,66 €
4	774.503.764,14 €	54	319.329.330,85 €
5	765.931.507,68 €	55	309.980.835,59 €
6	757.331.253,83 €	56	300.642.866,35 €
7	748.693.679,11 €	57	291.330.197,64 €
8	740.027.336,36 €	58	282.048.889,20 €
9	731.337.071,55 €	59	272.805.113,24 €
10	722.618.687,69 €	60	263.620.111,16 €
11	713.883.153,92 €	61	254.419.529,42 €
12	705.123.497,16 €	62	245.202.696,57 €
13	696.325.565,88 €	63	235.986.727,99 €
14	687.494.711,55 €	64	226.768.711,49 €
15	678.637.566,32 €	65	217.557.289,90 €
16	669.752.787,90 €	66	208.353.562,83 €
17	660.840.268,74 €	67	199.154.568,35 €
18	651.906.556,99 €	68	189.985.920,47 €
19	642.934.858,18 €	69	180.862.668,32 €
20	633.941.242,01 €	70	171.799.331,31 €
21	624.926.522,47 €	71	162.819.226,12 €
22	615.897.758,51 €	72	153.936.986,17 €
23	606.849.414,93 €	73	145.077.309,77 €
24	597.788.867,27 €	74	136.244.728,19 €
25	588.691.976,46 €	75	127.466.231,80 €
26	579.564.924,56 €	76	118.753.478,54 €
27	570.410.302,62 €	77	110.135.717,07 €
28	561.223.555,35 €	78	101.642.945,91 €
29	552.013.543,73 €	79	93.212.046,84 €
30	542.785.524,74 €	80	84.934.293,68 €
31	533.529.924,44 €	81	76.853.813,10 €
32	524.263.476,80 €	82	69.003.864,66 €
33	514.993.941,99 €	83	61.407.147,75 €
34	505.724.767,55 €	84	54.182.311,88 €
35	496.464.181,96 €	85	47.154.751,04 €
36	487.220.089,55 €	86	40.353.909,41 €
37	477.954.308,95 €	87	33.925.364,43 €
38	468.664.279,13 €	88	27.845.325,15 €
39	459.351.189,31 €	89	22.121.823,13 €
40	450.014.333,92 €	90	16.840.665,92 €
41	440.667.558,60 €	91	11.854.347,94 €
42	431.311.967,87 €	92	7.513.745,12 €
43	421.936.836,07 €	93	4.104.154,74 €
44	412.576.131,90 €	94	1.607.129,85 €
45	403.219.785,36 €	95	83.805,39 €
46	393.882.838,79 €	96	2.769,04 €
47	384.561.653,22 €	97	- €
48	375.283.433,25 €	98	- €
49	365.990.069,97 €	99	- €
50	356.674.513,30 €	100	- €

SC Germany Consumer 2023-1
Monthly Investor Report

19. Priority of Payments + Transaction Costs



Calculation Date	12.09.2023				
Payment Date	14.09.2023				
Period No	1				
Monthly Period	Sep 2023				
Interest Period	from	24.08.2023	to	14.09.2023	= 21 days
Collection Period	from	01.08.2023	to	31.08.2023	

Pre-Enforcement Available Interest Amount

Interest Collections	+	4.723.917,32 €
Other Interest Payments by the Seller to the Issuer	+	0,00 €
Recoveries received by the Seller	+	0,00 €
Interest Earned on Transaction Account and Purchase Shortfall Account	+	0,00 €
Amounts standing to the Commingling Reserve Account	+	0,00 €
Amounts standing to the credit of the Liquidity Reserve Account	+	11.753.677,50 €
Interests paid by the Interest Swap Counterparty to the Issuer	+	202.916,79 €
Principal Addition Amounts	+	0,00 €
Other Amounts paid to the Issuer	+	0,00 €
Remaining Pre-Enforcement Available Principal Amount	+	17,50 €
Available Interest Amount	=	16.680.531,11 €

Pre-Enforcement Available Principal Amount

Principal Collections (including Deemed Collections)	+	22.656.492,68 €
Other principal amount paid by the Seller to the Issuer	+	- €
Final Repurchase Price	+	- €
Amounts standing to the credit of the Commingling Reserve Account	+	- €
Amounts standing to the credit of the Set-Off Reserve Account	+	- €
Amounts standing to the credit of the Purchase Shortfall Account	+	- €
Mezzanine Loan Disbursement Amount paid by the Originator to the Issuer	+	- €
Principal Deficiency Sub-Ledger	+	- €
Other Amounts paid to the Issuer	+	- €
Available Principal Amount	=	22.656.492,68 €

*excl. any interest earned on any balance credited to the Commingling Reserve Account

Pre-Enforcement Interest Priority of Payments

Available Interest Amount	16.680.531,11 €
Senior Expenses and Taxes	- 17.500,00 €
Replacement Servicer Fee Reserve Shortfall	- - €
Swap Interest Payment other than subordinated Payments	- - €
Interest on Class A Notes	- 1.537.800,08 €
Interest on Class B (If Most Senior Note or Class B PDL < 25%)	- 120.936,00 €
Interest on Class C (If Most Senior Note or Class C PDL < 25%)	- 156.638,32 €
Interest on Class D (If Most Senior Note or Class D PDL < 25%)	- 188.868,16 €
Interest on Class E (If Most Senior Note or Class E PDL < 25%)	- 256.808,32 €
Interest on Class F (If Most Senior Note or Class F PDL < 25%)	- 80.902,08 €
Liquidity Reserve Amount Replenishment (Part I)	- 7.832.000,00 €
Crediting the PDLs until cleared	- - €
Liquidity Reserve Amount Replenishment (Part II)	- 3.916.000,00 €
Interest Class B (if not paid above)	- - €
Interest Class C (if not paid above)	- - €
Interest Class D (if not paid above)	- - €
Interest Class E (if not paid above)	- - €
Interest Class F (if not paid above)	- - €
Target Principal Redemption Amount Class F	- 560.000,00 €
Mezzanine Loan Interest	- - €
Termination Payment [Re. Swap Agreement]	- - €
Interests Liquidity Reserve Loan	- 6.853,00 €
Principal Of Liquidity Reserve Loan	- - €
Any Remaining Amount To The Seller	= 2.006.207,65 €

Pre-Enforcement Principal Priority of Payments

Available Principal Amount	22.656.492,68 €
Senior Expense Deficit	- - €
Net Note Available Principal Proceeds	= 22.656.492,68 €
Replenishment	- 22.656.510,18 €
Purchase Shortfall Amount	- - 17,50 €
Prior to Sequential Payment Trigger Event: Class A Pro Rata- Principal Payment Amount	- - €
Prior to Sequential Payment Trigger Event: Class B Pro Rata- Principal Payment Amount	- - €
Prior to Sequential Payment Trigger Event: Class C Pro Rata- Principal Payment Amount	- - €
Prior to Sequential Payment Trigger Event: Class D Pro Rata- Principal Payment Amount	- - €
Prior to Sequential Payment Trigger Event: Class E Pro Rata- Principal Payment Amount	- - €
Prior to Sequential Payment Trigger Event: Class F Pro Rata- Principal Payment Amount	- - €
On or after to Sequential Payment Trigger Event: Redemption Class A	- - €
Full Redemption Class B - F (after Regulatory Change Event)	- - €
Full Payment of Deferred Purchase Price	- - €
On or after to Sequential Payment Trigger Event: Redemption Class B	- - €
On or after to Sequential Payment Trigger Event: Redemption Class C	- - €
On or after to Sequential Payment Trigger Event: Redemption Class D	- - €
On or after to Sequential Payment Trigger Event: Redemption Class E	- - €
On or after to Sequential Payment Trigger Event: Redemption Class F	- - €
Mezzanine Loan Principal	- - €
On or after to Sequential Payment Trigger Event: Redemption of Deferred Purchase Price	- - €
Clearing of rounding differences	- - €
Transaction Account Remaining Amount	= 17,50 €

Transaction Costs

	Total	Class A	Class B	Class C	Class D	Class E	Class F	Liquidity Reserve Loan
Senior Expenses	17.500,00 €							
Interest accrued for the Period	2.348.805,96 €	1.537.800,08 €	120.936,00 €	156.638,32 €	188.868,16 €	256.808,32 €	80.902,08 €	6.853,00 €
Cumulative Interest accrued	2.348.805,96 €	1.537.800,08 €	120.936,00 €	156.638,32 €	188.868,16 €	256.808,32 €	80.902,08 €	6.853,00 €
Interest Payments	2.348.805,96 €	1.537.800,08 €	120.936,00 €	156.638,32 €	188.868,16 €	256.808,32 €	80.902,08 €	6.853,00 €
Cumulative Interest Payments	2.348.805,96 €	1.537.800,08 €	120.936,00 €	156.638,32 €	188.868,16 €	256.808,32 €	80.902,08 €	6.853,00 €
Unpaid Interest for the Period	- €	- €	- €	- €	- €	- €	- €	- €
Cumulative Unpaid Interest	- €	- €	- €	- €	- €	- €	- €	- €
Liquidity Reserve Loan only: Outstanding Amount	11.748.000,00 €							11.748.000,00 €

**SC Germany Consumer 2023-1
Monthly Investor Report**

20. Retention



Calculation Date	12.09.2023	
Payment Date	14.09.2023	
Period No	1	
Monthly Period	Sep 2023	
Interest Period	from 24.08.2023	to 14.09.2023 = 21 days
Collection Period	from 01.08.2023	to 31.08.2023

For the purposes of compliance with the requirements of Article 6(3)(c) of the Securitisation Regulation, the Seller will retain, in its capacity as originator within the meaning of the Securitisation Regulation, on an ongoing basis for the life of the transaction, such net economic interest through an interest in randomly selected exposures.

Amount of randomly Selected Exposures 40.149.990,11 €

**SC Germany Consumer 2023-1
Monthly Investor Report**

21. Counterparties



Calculation Date	12.09.2023	
Payment Date	14.09.2023	
Period No	1	
Monthly Period	Sep 2023	
Interest Period	from 24.08.2023	to 14.09.2023
Collection Period	from 01.08.2023	to 31.08.2023
		= 21 days

Joint Lead Managers

Santander Corporate & Investment Banking
2 Triton Square
Regent's Place
London NW1 3AN
United Kingdom

Deutsche Bank AG
Taunusanlage 12
60325 Frankfurt am Main
Germany

ING Bank N.V.
Bijlmerdreef 106
1102 CT Amsterdam
The Netherlands

Corporate Administrator

Circumference FS (Luxembourg) S.A.
22-24 Boulevard Royal
L-2449 Luxembourg
Grand Duchy of Luxembourg

Luxembourg Listing Agent

Bank of New York Mellon SA-NV/Luxembourg
2-4 rue Eugène Ruppert
L-2453 Luxembourg
Grand Duchy of Luxembourg

**Principal Paying Agent, Calculation Agent,
Cash Administrator, Interest Determination Agent
& Back-Up Servicer Facilitator**

Bank of New York Mellon
One Canada Square
London E14 5AL
United Kingdom

Account Bank & Transaction Security Trustee

Bank of New York Mellon
Messe Turm, Friedrich-Ebert-Anlage 49
60327 Frankfurt am Main
Germany

Interest Swap Counterparty:

DZ Bank AG
Platz der Republik
60325 Frankfurt am Main
Germany

Data Trustee:

Oversea FS B.V.
Museumlaan 23581 HK, Utrecht
3581 HK Utrecht
The Netherlands

Rating Agencies:

Fitch Ratings
Neue Mainzer Strasse 46 - 50
60311 Frankfurt am Main
Germany

Moody's Investors Service España, S.A.
Principe de Vergara, 131 - 6º Floor
28002 Madrid
Spain

DBRS Ratings Ltd.
Structured Finance
1 Minister Court, 10th floor, Mincing Lane
EC3R 7 AA London
United Kingdom

Fitch			Moody's			DBRS			Counterparty status
Long Term	Short Term	Outlook	Long Term	Short Term	Outlook	Long Term	Short Term	Outlook	
A-	F2	STABLE	(P)A2	P-1	STABLE	AH	R-1M	STABLE	performing
A-	F2	STABLE	A1	P-1	STABLE	A	R-1L	STABLE	performing
A+	F1	STABLE	Baa1	-	STABLE	AH	R-1M	STABLE	performing
-	-	-	-	-	-	-	-	-	performing
AA	F1+	STABLE	-	P-1	-	AA	R-1H	STABLE	performing
AA	F1+	STABLE	Aa2 *-	P-1	-	AAH	R-1H	STABLE	performing
AA	F1+	STABLE	Aa2 *-	P-1	-	AAH	R-1H	STABLE	performing
AA-	F1+	STABLE	Aa2	P-1	STABLE	AAL	R-1M	STABLE	performing
-	-	-	-	-	-	-	-	-	performing

Ratings as of 31.08.2023, data source: Bloomberg

**SC Germany Consumer 2023-1
Monthly Investor Report**

22. Issuer Information



Calculation Date		12.09.2023				
Payment Date		14.09.2023				
Period No		1				
Monthly Period		Sep 2023				
Interest Period	from	24.08.2023	to	14.09.2023	=	21 days
Collection Period	from	01.08.2023	to	31.08.2023		

Deal Name:

SC Germany Consumer 2023-1

Issuer:

SC GERMANY S.A., COMPARTMENT CONSUMER 2023-1

The Managing Directors
22-24 Boulevard Royal
L-2449 Luxembourg,
Grand Duchy of Luxembourg

LEI:

54930010DV9V1WKUO071

Seller of the Receivables:

Santander Consumer Bank AG

Servicer Name:

Santander Consumer Bank AG

Reporting Entity:

Santander Consumer Bank AG

Capital Markets
Santander-Platz 1
41061 Mönchengladbach
Germany
eMail abs_ger@santander.de
fax +49 (0) 2161 690 7077

SPV-Administrator:

Circumference FS (Luxembourg) S.A.

22-24 Boulevard Royal
L-2449 Luxembourg,
Grand Duchy of Luxembourg

**SC Germany Consumer 2023-1
Monthly Investor Report**

23. Swap Counterparty Data



Calculation Date	12.09.2023				
Payment Date	14.09.2023				
Period No	1				
Monthly Period	Sep 2023				
Interest Period	from	24.08.2023	to	14.09.2023	=
Collection Period	from	01.08.2023	to	31.08.2023	21 days

Swap Counterparty

Swap Counterparty DZ Bank AG
Swap Rating Trigger Breach no

Rating Trigger & Current Ratings	Consequenses	Fitch			Moody's			DBRS		
		Long Term or Derivative Counterparty Rating	Short Term	Outlook	Long Term (CRA)	Short Term	Outlook	"Critical obligations rating" or higher of "issuer rating" and "senior unsecured debt rating"	Outlook	Trigger breach
1st Rating Trigger	Collateral, Guarantee or Replacement	A	F1		A3			A		no
2nd Rating Trigger	Replacement	BBB-	F3		Baa1			BBB		no
Current Counterparty Ratings		AA(dcr)	F1+	STABLE	Aa2(cr)	P-1	STABLE	AAL	STABLE	

Current Swap Data

Swap Type	Fixed Floating Interest Rate Swap
Notional Amount	788.799.981,56 €
Fixed Rate	3,1900%
Floating Rate (Euribor)	3,6300%
Net Swap Payments	- 202.918,79 €
Notional Amount next period	788.799.981,56

Swap Counterparty Details

DZ Bank AG
Kapitalmärkte Handel / ABS-Emissionen
Platz der Republik
60265 Frankfurt am Main
Germany
Phone +49 69 7447 4341
Email: Tom.Oelrich@dzbank.de

Counterparty Replacement

Old Counterparty
Current Counterparty

DZ Bank AG
DZ Bank AG

Swap Collateral

Beginning of Period	- €
Cash Outflow	- €
Cash Inflow	- €
End of Period	- €

Ratings as of 31.08.2023, data source: Bloomberg

In case of Fitch, only one required rating must be held

**SC Germany Consumer 2023-1
Monthly Investor Report**

24. Santander Consumer Bank



Contact Details

Team Securitization

Stefan Zilligen +49-2161-690-6069
Christina Opwis +49-2161-690-7086
Team ABS

stefan.zilligen@santander.de
christina.opwis@santander.de
abs_ger@santander.de

Calculation Date	12.09.2023	
Payment Date	14.09.2023	
Period No	1	
Monthly Period	Sep 2023	
Interest Period	from 24.08.2023 to 14.09.2023	= 21 days
Collection Period	from 01.08.2023 to 31.08.2023	

Ratings Santander

Banco Santander S.A.

Santander Consumer Finance S.A.

Santander Consumer Bank AG

Fitch			Moody's			DBRS		
Long Term	Short Term	Outlook	Long Term	Short Term	Outlook	Long Term	Short Term	Outlook
A	F1	STABLE	A3(cr)	P-2(cr)	STABLE	AH	R-1M	STABLE
A	F1	STABLE	A3(cr)	P-2(cr)	STABLE	-	-	-
-	-	STABLE	A1(cr)	P-1(cr)	STABLE	-	-	-

Ratings as of 31.08.2023, data source: Bloomberg

**SC Germany Consumer 2023-1
Monthly Investor Report**

25. Glossary



Calculation Date		12.09.2023				
Payment Date		14.09.2023				
Period No		1				
Monthly Period		Sep 2023				
Interest Period	from	24.08.2023	to	14.09.2023	=	21 days
Collection Period	from	01.08.2023	to	31.08.2023		

Aggregate Outstanding Principal Amount:

Shall mean in respect of all Purchased Receivables at any time, the aggregate of the Outstanding Principal Amounts of all Purchased Receivables which, as of such time, are not defaulted receivables.

Defaulted Contracts/Defaults:

Shall mean as of any date, any purchased receivable which has been declared due and payable in full in accordance to the Credit and Collection Policy which in principal is between 120 and 180 calendar days after the due date.

Delinquent Receivable:

Shall mean as of any date, any purchased receivable which is more than 30 days overdue and not a defaulted contract.

Excess Spread:

Excess Spread equals WA Portfolio Yield minus Fixed Swap Rate minus WA Notes Margin

Legal Maturity:

Final Payment date on which each Class A Note will be redeemed in full.

Expected Maturity:

Maturity date of the notes under the assumption of inter alia (a) a 27 % constant prepayment rate, (b) an exercised Clean-Up Call at 10%,

Payment Protection Insurance:

Insurance, composed of life insurance and/or accident insurance and/or temporary disability insurance and/or unemployment insurance, which covers the risk that a Debtor in its capacity as insured person is unable to pay the Loan Instalments owed by such Debtor life insurance

Recoveries:

Any amount received on defaulted contracts

Set-Off Reserves (X/Y):

Protection against set-off risks due to (X) capitalized service fees (e.g. Payment Protection Insurance, Gap Insurance, Repair Cost Insurance) and (Y) deposits