

SC Germany Vehicles 2013-1 Monthly Investor Report



SC Germany Vehicles 2013-1 Monthly Investor Report

Cover Sheet Monthly Investor Report



Reporting Date	07.06.2018				
Payment Date	12.06.2018				
Period No	56				
Monthly Period	Jun 2018				
Interest Period from	14.05.2018	to	12.06.2018	=	29 days
Collection Period from	01.05.2018	to	31.05.2018		

Index

Page

1. Portfolio Information	1
2. Reserve Accounts	2
3. Delinquency Data	3
4. Default Data	4
5. Concentration Limits	5
6. Outstanding Notes	6
7. Original Principal Balance	7
7.1 Original PB (Graph)	8
8. Current Principal Balance	9
8.1 Current PB (Graph)	10
9. Borrower Concentration	11
10. Geographical Distribution	12
10.1 Geographical (Graph)	13
11. Object/Vehicle Type	14
12. Insurances	15
13. Contract Type	16
14. Payment Methods	17
15. Downpayment	18
16. Effective Interest Rate	19
16.1 Effective Interest Rate (Graph)	20
17. Seasoning	21
17.1 Seasoning (Graph)	22
18. Remaining Term	23
18.1 Remaining Term (Graph)	24
19. Original Term	25
19.1 Original Term (Graph)	26
20. Manufacturer Brands	27
21. Priority of Payments + Transaction Costs	28
22. Retention	30
23. Counterparties	31
24. Issuer Information	32
25. Santander Consumer Bank	33

**SC Germany Vehicles 2013-1
Monthly Investor Report**

1. Portfolio Information



Reporting Date	07.06.2018	
Payment Date	12.06.2018	
Period No	56	
Monthly Period	Jun 2018	
Interest Period from	14.05.2018	to 12.06.2018 = 29 days
Collection Period from	01.05.2018	to 31.05.2018

Outstanding Receivables	No. of Contracts	current period	previous period
		Aggregate Outstanding Principal Amount	Aggregate Outstanding Principal Amount
Beginning of Period	32.790	277.731.466,85 €	294.168.454,31 €
Scheduled Principal Payments		11.151.163,96 €	
Prepayment Principal		4.424.457,85 €	
Others		72.627,81 €	
Total Principal Collections		15.648.249,62 €	16.145.338,63 €
Total Interest Collections		1.284.165,24 €	1.357.359,49 €
Defaults		260.696,63 €	291.648,83 €
Replenishment		- €	- €
End of Period	31.187	261.822.520,60 €	277.731.466,85 €
Purchase Shortfall Account		5,40 €	8,15 €
Total Assets (End of Period)		261.822.526,00 €	277.731.475,00 €
Current Prepayment Rate (annualised)		17,5%	

SC Germany Vehicles 2013-1 Monthly Investor Report

2. Reserve Accounts



Reporting Date	07.06.2018			
Payment Date	12.06.2018			
Period No	56			
Monthly Period	Jun 2018			
Interest Period from	14.05.2018	to	12.06.2018	= 29 days
Collection Period from	01.05.2018	to	31.05.2018	

Note Balance

Beginning of Period	277.731.475,00 €
End of Period	261.822.526,00 €

Reserve Accounts

Reserve Account	in %		Trigger Event y/n
Beginning of Period	2,52%	7.000.000,00 €	
Cash Outflow		- €	
Cash Inflow		- €	
End of Period	2,67%	7.000.000,00 €	
Required Reserve Fund	2,67%	7.000.000,00 €	

Commingling Reserve

	in %		Trigger Event y/n
Beginning of Period		n/a	no
Cash Outflow		n/a	
Cash Inflow		n/a	
End of Period		n/a	
Required Commingling Reserve Fund		n/a	

Set-Off Reserve

	in %		Trigger Event y/n
Beginning of Period		n/a	no
Cash Outflow		n/a	
Cash Inflow		n/a	
End of Period		n/a	
Required Set-Off Reserve Fund		n/a	

Current Set-Off Amount	n/a
Set-Off Amount (per Loan)	n/a
Set-Off Amount (in % of Outstanding Balance)	n/a

**SC Germany Vehicles 2013-1
Monthly Investor Report**

3. Delinquency Data



Reporting Date	07.06.2018				
Payment Date	12.06.2018				
Period No	56				
Monthly Period	Jun 2018				
Interest Period	from	14.05.2018	to	12.06.2018	= 29 days
Collection Period	from	01.05.2018	to	31.05.2018	

Note Balance

Beginning of Period	277.731.475,00 €
End of Period	261.822.526,00 €

Delinquency Data and Ratios

	3-MRA* / current ratio	Amount at risk	Overdue amount	Number of Loans
3-MRA* 1- 30 days past due	0,76%			
1- 30 days past due period before previous period		1.914.639,99 €	272.434,45 €	202
1- 30 days past due previous period		2.329.089,97 €	495.843,41 €	237
1- 30 days past due current period	0,77%	2.129.278,63 €	403.676,65 €	231
3-MRA* 31- 60 days past due	0,65%			
31- 60 days past due period before previous period		2.101.885,80 €	209.743,42 €	206
31- 60 days past due previous period		1.748.502,40 €	200.166,95 €	189
31- 60 days past due current period	0,55%	1.527.268,82 €	239.382,22 €	174
3-MRA* 61-90 days past due	0,27%			
61- 90 days past due period before previous period		625.626,28 €	85.180,23 €	63
61- 90 days past due previous period		810.808,53 €	131.000,59 €	78
61- 90 days past due current period	0,29%	792.317,81 €	137.350,86 €	75
3-MRA* 91-120 days past due	0,15%			
91- 120 days past due period before previous period		384.574,70 €	92.292,83 €	33
91- 120 days past due previous period		448.443,67 €	94.975,31 €	49
91- 120 days past due current period	0,16%	456.821,01 €	96.457,45 €	46
3-MRA* 121-150 days past due	0,07%			
121- 150 days past due period before previous period		249.191,28 €	49.270,21 €	29
121- 150 days past due previous period		203.170,28 €	61.067,75 €	20
121- 150 days past due current period	0,06%	170.041,19 €	62.726,16 €	20
3-MRA* 151-180 days past due	0,16%			
151- 180 days past due period before previous period		500.028,36 €	116.560,67 €	37
151- 180 days past due previous period		480.081,64 €	126.097,58 €	39
151- 180 days past due current period	0,13%	358.398,64 €	106.346,68 €	33

* 3-MRA stands for three months rolling average

**SC Germany Vehicles 2013-1
Monthly Investor Report**

4. Default Data



Reporting Date	07.06.2018				
Payment Date	12.06.2018				
Period No	56				
Monthly Period	Jun 2018				
Interest Period	from	14.05.2018	to	12.06.2018	= 29 days
Collection Period	from	01.05.2018	to	31.05.2018	

Note Balance

Beginning of Period	277.731.475,00 €
End of Period	261.822.526,00 €

Default Data and Ratios

Current Default

	Amount	Number of Loans
Current Period Gross Default	260.696,63 €	
Current Period Recoveries	37.548,93 €	
Current Period Net Default	223.147,70 €	
New Number of Defaulted Contracts		43

Cumulative Default

Cumulative Gross Default	18.640.685,49 €	
Cumulative Recoveries	3.367.486,75 €	
Cumulative Net Default	15.273.198,74 €	
Total Number of Defaulted Contracts		2.009

**3-MRA* /
current ratio**

Ratio

3-MRA* Annualised Net Default Ratio (New Default)

0,92%

Annualised Loss Ratio period before previous period	0,70%
Annualised Loss Ratio previous period	1,04%
Annualised Loss Ratio current period	1,02%

Principal Deficiency

		Trigger Event y/n
Principal Deficiency period before previous period	- €	no
Principal Deficiency previous period	- €	
Principal Deficiency current period	- €	
PDL Trigger	2.500.000,00 €	

Repurchased Assets

Current Repurchased Asset Amount through breach of warranty or voluntary buyback	- €
Cumulative Repurchased Asset Amount through breach of warranty or voluntary buyback	- €

* 3-MRA stands for three months rolling average

**SC Germany Vehicles 2013-1
Monthly Investor Report**

5. Concentration Limits



Reporting Date	07.06.2018				
Payment Date	12.06.2018				
Period No	56				
Monthly Period	Jun 2018				
Interest Period	from	14.05.2018	to	12.06.2018	= 29 days
Collection Period	from	01.05.2018	to	31.05.2018	

Current Transaction Status

Amortizing

Portfolio Concentrations	Minimum-Trigger	Maximum-Trigger	Current Value	Trigger Breach
New Vehicles (applicable for Replenishment Portfolio)	45,00%	-	-	-
Average Yield (applicable for Replenishment Portfolio)	4,50%	-	-	-
Contracts with Balloon Rates (applicable for Total Portfolio)	-	45,00%	-	-
Remaining Term (applicable for Total Portfolio)	-	55,00	-	-
Early Amortisation Events		Maximum-Trigger	Current Value	Trigger Breach
Cumulative Loss Ratio				
- prior to 30 September 2014		0,75%	-	-
- prior to 30 September 2015		1,50%	-	-
- prior to 30 September 2016		2,25%	-	-
Purchase Shortfall Event				-
Period before previous period			-	
Previous period			-	
Current period			-	
Principal Deficiency Event			-	-
Total Sold Receivables				
	1.645.278.869,84 €			

**SC Germany Vehicles 2013-1
Monthly Investor Report**

6. Outstanding Notes



Reporting Date	07.06.2018		
Payment Date	12.06.2018		
Period No	56		
Monthly Period	Jun 2018		
Interest Period from	14.05.2018	to	12.06.2018 = 29 days
Collection Period from	01.05.2018	to	31.05.2018

1. Note Balance	All notes	Class A	Class B
General Note Information			
ISIN Code		XS0980215825	XS0980216807
Currency		EUR	EUR
Initial Tranching	in %	90,0%	10,0%
Legal Maturity		Oct 2027	Oct 2027
Expected Maturity		Mrz 2020	Mrz 2020
Original Rating (DBRS / S&P)		A(sf) / A(sf)	NR / NR
Current Rating (DBRS / S&P)*		AA(sf) / AA-(sf)	NR / NR
Initial Notes Aggregate Principal Outstanding Balance	700.000.000,00 €	630.000.000,00 €	70.000.000,00 €
Initial Nominal per Note		100.000,00 €	100.000,00 €
Initial Number of Notes per Class		6.300	700
Current Note Information			
Class Principal Outstanding Balance Beginning of Period	277.731.475,00 €	207.731.475,00 €	70.000.000,00 €
Available Distribution Amount	23.969.971,94 €		
Replenishment	0,00 €		
Amortisation	15.908.949,00 €		
Redemption per Class	15.908.949,00 €	15.908.949,00 €	0,00 €
Redemption per Note		2.525,23 €	0,00 €
Class Principal Outstanding Balance End of Period	261.822.526,00 €	191.822.526,00 €	70.000.000,00 €
Current Tranching		73,3%	26,7%
Current Pool Factor		0,30	1,00
2. Payments to Investors per Note			
Interest Rate Basis: Fixed		1,593%	2,802%
DayCount Convention		act/360	act/360
Interest Days	29		
Principal Outstanding per Note Beginning of Period		32.973,25 €	100.000,00 €
> Principal Repayment per Note		2.525,23 €	0,00 €
Principal Outstanding per Note End of Period		30.448,02 €	100.000,00 €
> Interest accrued for the period		266.553,00 €	158.004,00 €
Interest Payment		266.553,00 €	158.004,00 €
Interest Payment per Note		42,31 €	225,72 €
3. Credit Enhancements			
Initial total CE (Subordination, Reserve)		11,00%	1,00%
Current CE (incl. Excess Spread)		32,31%	5,58%
Current CE (excl. Excess Spread)		29,41%	2,67%

* Last rating action as of 29.05.2018

**SC Germany Vehicles 2013-1
Monthly Investor Report**

7. Original Principal Balance



Reporting Date	07.06.2018				
Payment Date	12.06.2018				
Period No	56				
Monthly Period	Jun 2018				
Interest Period	from	14.05.2018	to	12.06.2018	= 29 days
Collection Period	from	01.05.2018	to	31.05.2018	

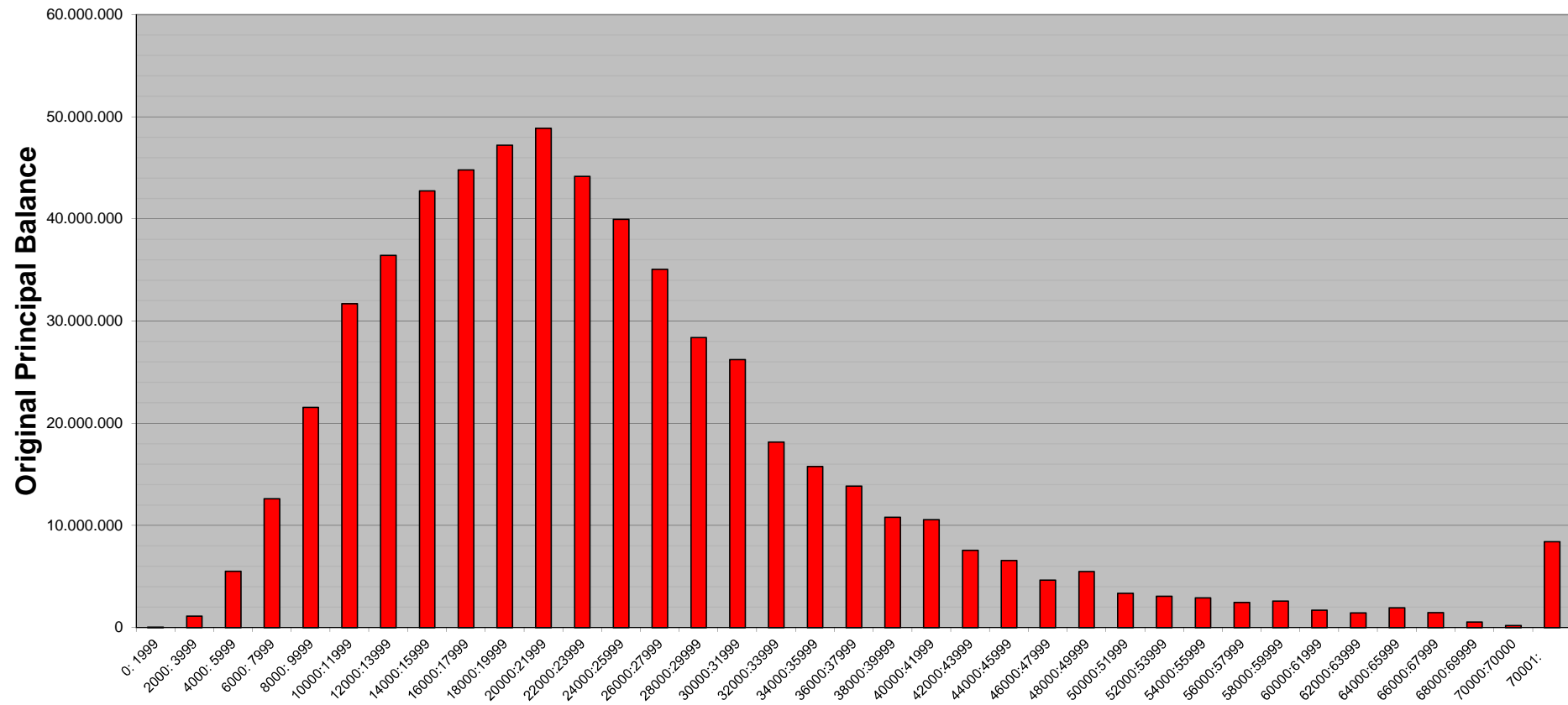
Original Principal Balance (Ranges in EUR)	Original Principal Balance in EUR	Percentage of Total Balance	Number of Loans	Percentage of Total Loans
0: 1999	38.607,43	0,01%	23	0,07%
2000: 3999	1.122.013,70	0,19%	347	1,11%
4000: 5999	5.514.078,42	0,93%	1.076	3,45%
6000: 7999	12.609.632,65	2,14%	1.786	5,73%
8000: 9999	21.558.710,78	3,65%	2.384	7,64%
10000:11999	31.699.141,05	5,37%	2.895	9,28%
12000:13999	36.437.414,01	6,18%	2.804	8,99%
14000:15999	42.735.559,66	7,24%	2.849	9,14%
16000:17999	44.794.011,02	7,59%	2.637	8,46%
18000:19999	47.202.944,96	8,00%	2.485	7,97%
20000:21999	48.879.039,70	8,29%	2.333	7,48%
22000:23999	44.157.488,23	7,49%	1.922	6,16%
24000:25999	39.960.947,31	6,77%	1.601	5,13%
26000:27999	35.067.941,44	5,95%	1.302	4,17%
28000:29999	28.376.411,35	4,81%	980	3,14%
30000:31999	26.220.018,47	4,45%	847	2,72%
32000:33999	18.160.057,38	3,08%	551	1,77%
34000:35999	15.761.083,51	2,67%	451	1,45%
36000:37999	13.849.527,97	2,35%	375	1,20%
38000:39999	10.794.503,45	1,83%	277	0,89%
40000:41999	10.551.462,10	1,79%	258	0,83%
42000:43999	7.557.900,98	1,28%	176	0,56%
44000:45999	6.560.467,02	1,11%	146	0,47%
46000:47999	4.648.456,23	0,79%	99	0,32%
48000:49999	5.490.587,80	0,93%	112	0,36%
50000:51999	3.348.322,02	0,57%	66	0,21%
52000:53999	3.066.830,79	0,52%	58	0,19%
54000:55999	2.910.574,87	0,49%	53	0,17%
56000:57999	2.452.510,84	0,42%	43	0,14%
58000:59999	2.598.288,28	0,44%	44	0,14%
60000:61999	1.704.613,50	0,29%	28	0,09%
62000:63999	1.450.644,11	0,25%	23	0,07%
64000:65999	1.947.452,25	0,33%	30	0,10%
66000:67999	1.474.124,91	0,25%	22	0,07%
68000:69999	550.663,26	0,09%	8	0,03%
70000:70000	210.000,00	0,04%	3	0,01%
70001:	8.408.485,53	1,43%	93	0,30%
Total	589.870.516,98	100,00%	31.187	100,00%

Statistics in EUR	
Average Amount	18.913,99

**SC Germany Vehicles 2013-1
Monthly Investor Report**

7.1 Original PB (Graph)

Reporting Date	07.06.2018	
Payment Date	12.06.2018	
Period No	56	
Monthly Period	Jun 2018	
Interest Period	from 14.05.2018	to 12.06.2018 = 29 days
Collection Period	from 01.05.2018	to 31.05.2018



**SC Germany Vehicles 2013-1
Monthly Investor Report**

8. Current Principal Balance



Reporting Date	07.06.2018	
Payment Date	12.06.2018	
Period No	56	
Monthly Period	Jun 2018	
Interest Period	from 14.05.2018	to 12.06.2018 = 29 days
Collection Period	from 01.05.2018	to 31.05.2018

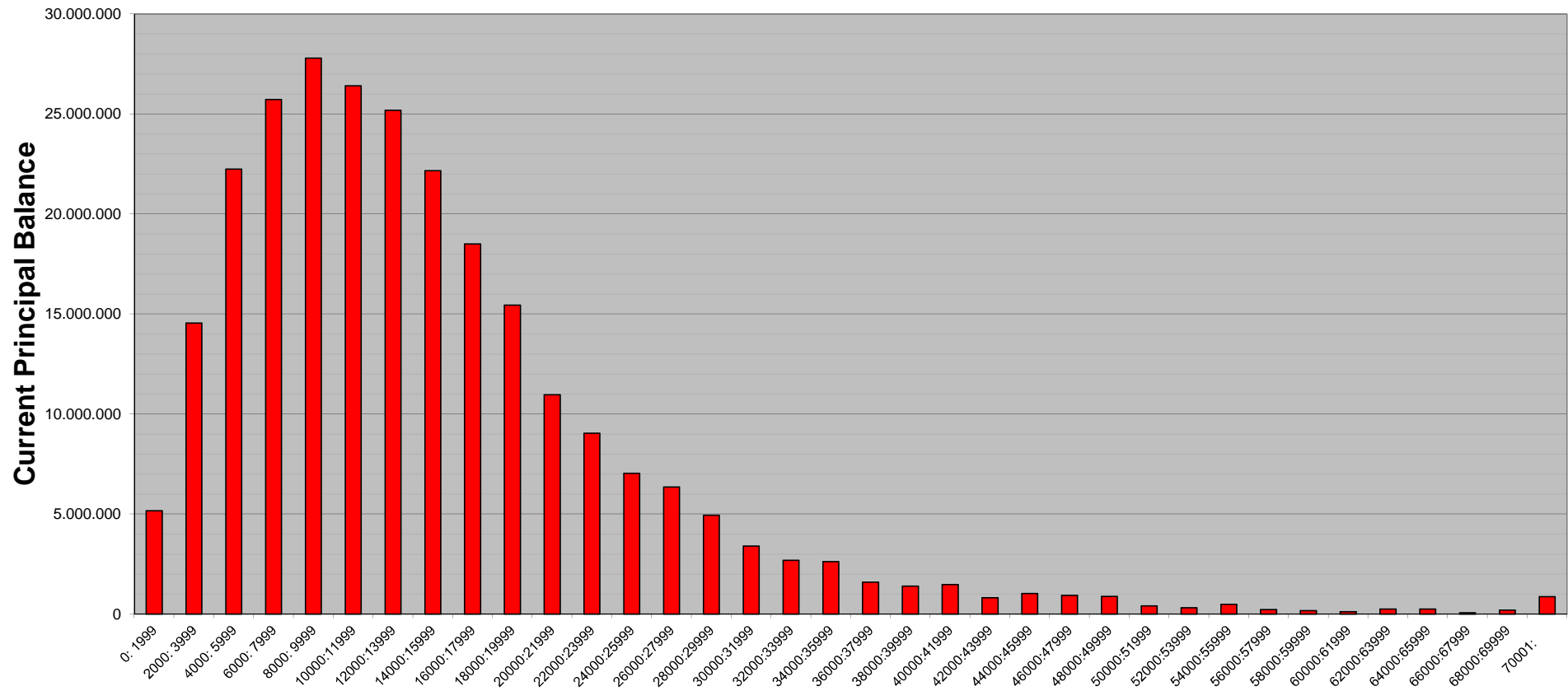
Current Principal Balance (Ranges in EUR)	Current Principal Balance in EUR	Percentage of Total Balance	Number of Loans	Percentage of Total Loans
0: 1999	5.167.004,38	1,97%	5.189	16,64%
2000: 3999	14.553.103,41	5,56%	4.870	15,62%
4000: 5999	22.240.827,51	8,49%	4.474	14,35%
6000: 7999	25.726.942,16	9,83%	3.687	11,82%
8000: 9999	27.788.053,05	10,61%	3.101	9,94%
10000:11999	26.409.077,40	10,09%	2.409	7,72%
12000:13999	25.185.705,58	9,62%	1.945	6,24%
14000:15999	22.170.556,68	8,47%	1.483	4,76%
16000:17999	18.505.827,83	7,07%	1.090	3,50%
18000:19999	15.452.072,21	5,90%	816	2,62%
20000:21999	10.970.324,29	4,19%	524	1,68%
22000:23999	9.045.122,06	3,45%	394	1,26%
24000:25999	7.035.006,13	2,69%	282	0,90%
26000:27999	6.359.843,23	2,43%	236	0,76%
28000:29999	4.943.157,92	1,89%	171	0,55%
30000:31999	3.407.775,42	1,30%	110	0,35%
32000:33999	2.695.883,71	1,03%	82	0,26%
34000:35999	2.625.000,44	1,00%	75	0,24%
36000:37999	1.591.494,66	0,61%	43	0,14%
38000:39999	1.394.309,11	0,53%	36	0,12%
40000:41999	1.478.520,76	0,56%	36	0,12%
42000:43999	815.441,18	0,31%	19	0,06%
44000:45999	1.033.966,07	0,39%	23	0,07%
46000:47999	943.745,58	0,36%	20	0,06%
48000:49999	880.687,92	0,34%	18	0,06%
50000:51999	411.461,77	0,16%	8	0,03%
52000:53999	318.804,59	0,12%	6	0,02%
54000:55999	493.899,96	0,19%	9	0,03%
56000:57999	228.063,67	0,09%	4	0,01%
58000:59999	177.291,06	0,07%	3	0,01%
60000:61999	122.976,06	0,05%	2	0,01%
62000:63999	251.605,54	0,10%	4	0,01%
64000:65999	258.513,51	0,10%	4	0,01%
66000:67999	66.377,20	0,03%	1	0,00%
68000:69999	206.575,28	0,08%	3	0,01%
70001:	867.503,27	0,33%	10	0,03%
Total	261.822.520,60	100,00%	31.187	100,00%

Statistics	in EUR
Average Amount	8.395,25

**SC Germany Vehicles 2013-1
Monthly Investor Report**

8.1 Current PB (Graph)

Reporting Date	07.06.2018	
Payment Date	12.06.2018	
Period No	56	
Monthly Period	Jun 2018	
Interest Period	from 14.05.2018	to 12.06.2018 = 29 days
Collection Period	from 01.05.2018	to 31.05.2018



**SC Germany Vehicles 2013-1
Monthly Investor Report**

9. Borrower Concentration



Reporting Date			07.06.2018		
Payment Date			12.06.2018		
Period No			56		
Monthly Period			Jun 2018		
Interest Period	from	14.05.2018	to	12.06.2018	= 29 days
Collection Period	from	01.05.2018	to	31.05.2018	

No	Current Principal Balance in EUR	Percentage of Balance	Number of Loans
1	113.015,45	0,0432%	1
2	96.831,00	0,0370%	1
3	92.782,34	0,0354%	1
4	92.235,10	0,0352%	1
5	85.541,27	0,0327%	1
6	82.726,62	0,0316%	1
7	82.213,18	0,0314%	1
8	80.126,39	0,0306%	2
9	77.366,82	0,0295%	1
10	74.496,18	0,0285%	1
11	70.879,99	0,0271%	2
12	70.295,31	0,0268%	1
13	70.145,34	0,0268%	2
14	69.295,45	0,0265%	1
15	69.242,49	0,0264%	1
16	66.377,20	0,0254%	1
17	65.697,24	0,0251%	1
18	64.613,94	0,0247%	2
19	64.497,71	0,0246%	1
20	64.217,81	0,0245%	1
21	64.100,75	0,0245%	1
22	63.504,82	0,0243%	1
23	62.867,83	0,0240%	1
24	62.789,87	0,0240%	1
25	62.765,99	0,0240%	2
	1.868.626,09	0,7137%	30

**SC Germany Vehicles 2013-1
Monthly Investor Report**

10. Geographical Distribution



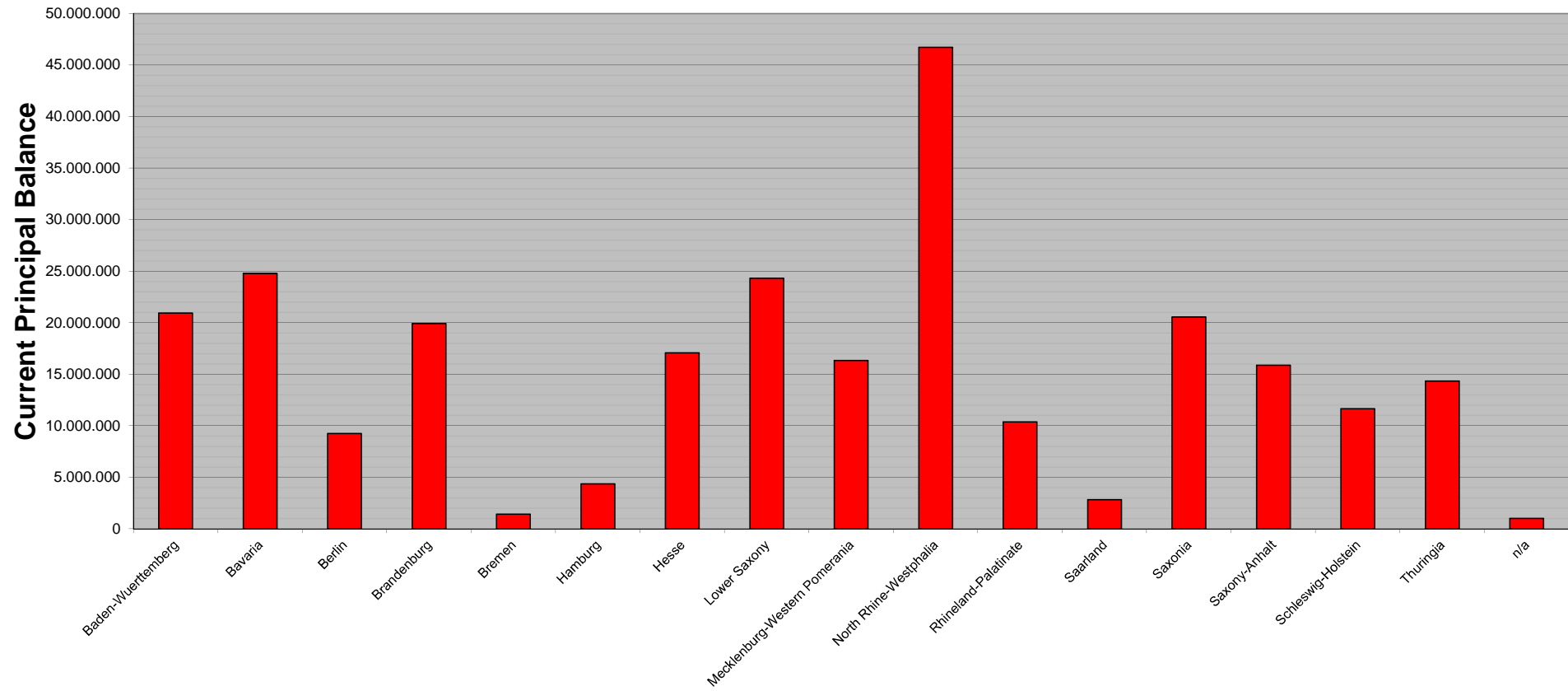
Reporting Date			07.06.2018		
Payment Date			12.06.2018		
Period No			56		
Monthly Period			Jun 2018		
Interest Period	from	14.05.2018	to	12.06.2018	= 29 days
Collection Period	from	01.05.2018	to	31.05.2018	

<i>State</i>	<i>Current Principal Balance in EUR</i>	<i>Percentage of Total Balance</i>	<i>Number of Loans</i>	<i>Percentage of Total Loans</i>
Baden-Wuerttemberg	20.931.151,26	7,99%	2.301	7,38%
Bavaria	24.772.128,52	9,46%	2.778	8,91%
Berlin	9.257.385,00	3,54%	1.152	3,69%
Brandenburg	19.930.335,64	7,61%	2.489	7,98%
Bremen	1.431.621,44	0,55%	165	0,53%
Hamburg	4.367.229,78	1,67%	498	1,60%
Hesse	17.089.702,59	6,53%	1.983	6,36%
Lower Saxony	24.309.934,29	9,28%	2.910	9,33%
Mecklenburg-Western	16.337.229,21	6,24%	1.899	6,09%
North Rhine-Westphalia	46.713.249,96	17,84%	5.651	18,12%
Rhineland-Palatinate	10.385.763,99	3,97%	1.214	3,89%
Saarland	2.844.120,67	1,09%	336	1,08%
Saxonia	20.548.667,77	7,85%	2.607	8,36%
Saxony-Anhalt	15.881.226,29	6,07%	1.984	6,36%
Schleswig-Holstein	11.655.040,76	4,45%	1.421	4,56%
Thuringia	14.346.432,22	5,48%	1.691	5,42%
n/a	1.021.301,21	0,39%	108	0,35%
Total	261.822.520,60	100,00%	31.187	100,00%

**SC Germany Vehicles 2013-1
Monthly Investor Report**

10.1 Geographical Distribution (Graph)

Reporting Date	07.06.2018	
Payment Date	12.06.2018	
Period No	56	
Monthly Period	Jun 2018	
Interest Period	from 14.05.2018	to 12.06.2018 = 29 days
Collection Period	from 01.05.2018	to 31.05.2018



**SC Germany Vehicles 2013-1
Monthly Investor Report**

11. Object/Vehicle Type



Reporting Date	07.06.2018	
Payment Date	12.06.2018	
Period No	56	
Monthly Period	Jun 2018	
Interest Period	from 14.05.2018	to 12.06.2018 = 29 days
Collection Period	from 01.05.2018	to 31.05.2018

<i>Vehicle Type</i>	<i>Current Principal Balance in EUR</i>	<i>Percentage of Total Balance</i>	<i>Number of Loans</i>	<i>Percentage of Total Loans</i>
New Vehicle	123.071.404,69	47,01%	13.151	42,17%
Used Vehicle	138.751.115,91	52,99%	18.036	57,83%
Total	261.822.520,60	100,00%	31.187	100,00%

<i>Object Type</i>	<i>Current Principal Balance in EUR</i>	<i>Percentage of Total Balance</i>	<i>Number of Loans</i>	<i>Percentage of Total Loans</i>
Car	251.996.165,04	96,25%	29.627	95,00%
Leisure	6.242.321,90	2,38%	573	1,84%
Motorbike	3.584.033,66	1,37%	987	3,16%
Total	261.822.520,60	100,00%	31.187	100,00%

**SC Germany Vehicles 2013-1
Monthly Investor Report**

12. Insurances



Reporting Date	07.06.2018	
Payment Date	12.06.2018	
Period No	56	
Monthly Period	Jun 2018	
Interest Period	from 14.05.2018	to 12.06.2018 = 29 days
Collection Period	from 01.05.2018	to 31.05.2018

<i>Payment Protection Insurance</i>	<i>Current Principal Balance in EUR</i>	<i>Percentage of Total Balance</i>	<i>Number of Loans</i>	<i>Percentage of Total Loans</i>
No	156.796.979,32	59,89%	17.568	56,33%
Yes	105.025.541,28	40,11%	13.619	43,67%
Total	261.822.520,60	100,00%	31.187	100,00%

<i>Gap Insurance (Santander Safe)</i>	<i>Current Principal Balance in EUR</i>	<i>Percentage of Total Balance</i>	<i>Number of Loans</i>	<i>Percentage of Total Loans</i>
No	197.615.240,22	75,48%	23.983	76,90%
Yes	64.207.280,38	24,52%	7.204	23,10%
Total	261.822.520,60	100,00%	31.187	100,00%

<i>Repair Cost Insurance (Santander AutoCare)</i>	<i>Current Principal Balance in EUR</i>	<i>Percentage of Total Balance</i>	<i>Number of Loans</i>	<i>Percentage of Total Loans</i>
No	240.914.271,08	92,01%	28.618	91,76%
Yes	20.908.249,52	7,99%	2.569	8,24%
Total	261.822.520,60	100,00%	31.187	100,00%

**SC Germany Vehicles 2013-1
Monthly Investor Report**

13. Type of Contract



Reporting Date		07.06.2018			
Payment Date		12.06.2018			
Period No		56			
Monthly Period		Jun 2018			
Interest Period	from	14.05.2018	to	12.06.2018	= 29 days
Collection Period	from	01.05.2018	to	31.05.2018	

<i>Contracts w/Balloon Payments</i>	<i>Current Principal Balance in EUR</i>	<i>Percentage of Total Balance</i>	<i>Number of Loans</i>	<i>Percentage of Total Loans</i>
No	158.604.537,88	60,58%	23.684	75,94%
Yes	103.217.982,72	39,42%	7.503	24,06%
- of which balloon rates	72.481.705,22	27,68%		
- of which regular installments	30.736.277,50	11,74%		
Total	261.822.520,60	100,00%	31.187	100,00%

<i>Balloon Loans - Original Term in months</i>	<i>Balloon Rates in EUR</i>	<i>Balloon Rates in % of Total Balloon Rates</i>	<i>Number of Balloon Loans</i>	<i>Percentage of Total Balloon Loans</i>
13:25	103.504,39	0,14%	15	0,20%
26:38	8.732.799,10	12,05%	859	11,45%
39:51	26.196.790,58	36,14%	2.612	34,81%
52:64	37.220.472,31	51,35%	4.008	53,42%
65:72	98.787,15	0,14%	5	0,07%
73:	129.351,69	0,18%	4	0,05%
Total	72.481.705,22	100,00%	7.503	100,00%

<i>Balloon Loans - Remaining Term in months</i>	<i>Balloon Rates in EUR</i>	<i>Balloon Rates in % of Total Balloon Rates</i>	<i>Number of Balloon Loans</i>	<i>Percentage of Total Balloon Loans</i>
0:12	29.728.602,47	41,02%	3.076	41,00%
13:25	27.885.536,57	38,47%	2.872	38,28%
26:38	14.844.806,18	20,48%	1.554	20,71%
39:51	22.760,00	0,03%	1	0,01%
Total	72.481.705,22	100,00%	7.503	100,00%

**SC Germany Vehicles 2013-1
Monthly Investor Report**

14. Payment Methods



Reporting Date	07.06.2018	
Payment Date	12.06.2018	
Period No	56	
Monthly Period	Jun 2018	
Interest Period	from 14.05.2018	to 12.06.2018 = 29 days
Collection Period	from 01.05.2018	to 31.05.2018

<i>Payment Method</i>	<i>Current Principal Balance in EUR</i>	<i>Percentage of Total Balance</i>	<i>Number of Loans</i>	<i>Percentage of Total Loans</i>
Direct Debit	252.522.440,48	96,45%	30.088	96,48%
Other	9.300.080,12	3,55%	1.099	3,52%
Total	261.822.520,60	100,00%	31.187	100,00%

<i>Cycle of Payment</i>	<i>Current Principal Balance in EUR</i>	<i>Percentage of Total Balance</i>	<i>Number of Loans</i>	<i>Percentage of Total Loans</i>
15th of month	139.031.068,12	53,10%	16.553	53,08%
1st of month	122.791.452,48	46,90%	14.634	46,92%
Total	261.822.520,60	100,00%	31.187	100,00%

**SC Germany Vehicles 2013-1
Monthly Investor Report**

15. Downpayment



Reporting Date	07.06.2018	
Payment Date	12.06.2018	
Period No	56	
Monthly Period	Jun 2018	
Interest Period	from 14.05.2018	to 12.06.2018
Collection Period	from 01.05.2018	to 31.05.2018
		= 29 days

<i>Downpayment (Ranges in EUR)</i>	<i>Original Principal Balance in EUR</i>	<i>Percentage of Total Balance</i>	<i>Number of Loans</i>	<i>Percentage of Total Loans</i>	<i>Downpayment / Purchase Price in %</i>
No Downpayment	84.547.208,51	32,29%	9.823	31,50%	0,00%
0: 999	2.560.814,10	0,98%	556	1,78%	5,23%
1000: 1999	10.395.238,73	3,97%	2.076	6,66%	10,76%
2000: 2999	17.566.960,16	6,71%	3.022	9,69%	14,83%
3000: 3999	21.482.719,54	8,21%	3.077	9,87%	17,15%
4000: 4999	20.207.700,44	7,72%	2.522	8,09%	19,18%
5000: 5999	25.423.938,67	9,71%	2.846	9,13%	21,06%
6000: 6999	13.997.762,71	5,35%	1.459	4,68%	23,86%
7000: 7999	10.563.159,65	4,03%	1.033	3,31%	25,50%
8000: 8999	8.206.420,06	3,13%	832	2,67%	28,32%
9000: 9999	5.251.615,42	2,01%	461	1,48%	28,76%
10000: 10999	14.073.941,80	5,38%	1.286	4,12%	30,81%
11000: 11999	3.465.211,71	1,32%	307	0,98%	32,42%
12000: 12999	3.257.145,10	1,24%	285	0,91%	34,54%
13000: 13999	2.513.305,43	0,96%	216	0,69%	36,16%
14000: 14999	1.837.683,67	0,70%	173	0,55%	39,74%
15000: 15000	3.733.145,26	1,43%	309	0,99%	37,33%
15001:	12.738.549,64	4,87%	904	2,90%	43,26%
Total	261.822.520,60	100,00%	31.187	100,00%	17,97%

<i>Downpayment and Purchase Price</i>	<i>All Contracts</i>	<i>Contracts with Downpayment</i>
Average Downpayment	3.973,88 €	5.801,03 €
Average Purchase Price	22.112,99 €	23.797,05 €
Minimum Downpayment		100,00 €
Maximum Downpayment		192.000,00 €
Downpayment in %	17,97%	24,38%

**SC Germany Vehicles 2013-1
Monthly Investor Report**

16. Effective Interest Rate



Reporting Date	07.06.2018	
Payment Date	12.06.2018	
Period No	56	
Monthly Period	Jun 2018	
Interest Period	from 14.05.2018	to 12.06.2018 = 29 days
Collection Period	from 01.05.2018	to 31.05.2018

Yield Range *	Current Principal Balance in EUR	Percentage of Total Balance	Number of Loans	Percentage of Total Loans
1: 1	1.198.630,05	0,46%	102	0,33%
2: 2	3.947.993,84	1,51%	425	1,36%
3: 3	95.737.968,49	36,57%	8.786	28,17%
4: 4	95.355.696,79	36,42%	11.087	35,55%
5: 5	41.867.502,09	15,99%	6.516	20,89%
6: 6	16.749.898,16	6,40%	2.812	9,02%
7: 7	4.573.446,25	1,75%	927	2,97%
8: 8	1.507.933,12	0,58%	320	1,03%
9: 9	743.281,85	0,28%	187	0,60%
10:10	128.119,05	0,05%	21	0,07%
11:11	12.050,91	0,00%	4	0,01%
Total	261.822.520,60	100,00%	31.187	100,00%

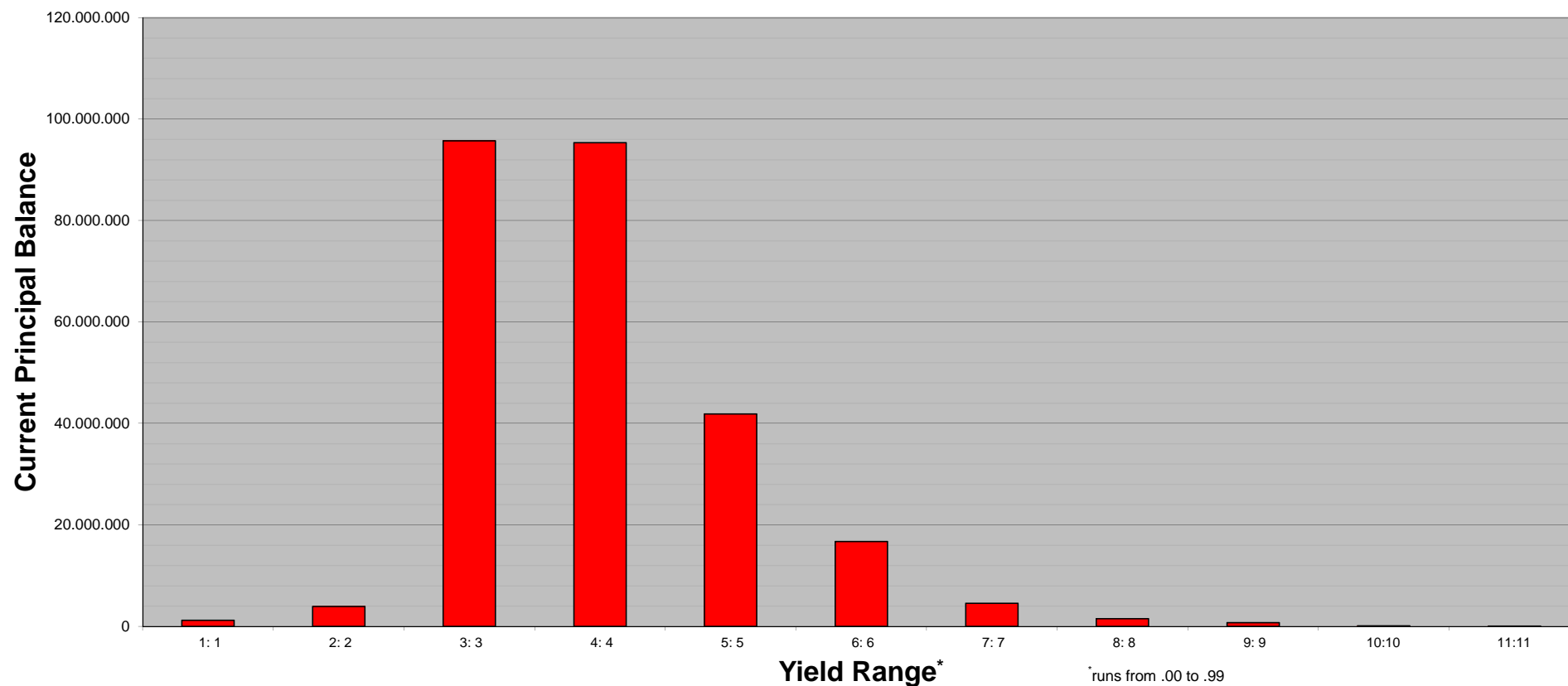
Statistics	in %
WA Interest	4,82%

* runs from .00 to .99

**SC Germany Vehicles 2013-1
Monthly Investor Report**

16.1 Effective Interest Rate (Graph)

Reporting Date			07.06.2018		
Payment Date			12.06.2018		
Period No			56		
Monthly Period			Jun 2018		
Interest Period	from	14.05.2018	to	12.06.2018	= 29 days
Collection Period	from	01.05.2018	to	31.05.2018	



**SC Germany Vehicles 2013-1
Monthly Investor Report**

17. Seasoning



Reporting Date			07.06.2018		
Payment Date			12.06.2018		
Period No			56		
Monthly Period			Jun 2018		
Interest Period	from	14.05.2018	to	12.06.2018	= 29 days
Collection Period	from	01.05.2018	to	31.05.2018	

Seasoning in Months	Current Principal Balance in EUR	Percentage of Total Balance	Number of Loans	Percentage of Total Loans
21:23	6.336.663,32	2,42%	546	1,75%
24:26	26.001.005,82	9,93%	2.231	7,15%
27:29	31.147.887,38	11,90%	2.861	9,17%
30:32	35.670.892,19	13,62%	3.533	11,33%
33:35	33.872.353,29	12,94%	3.630	11,64%
36:38	28.559.232,43	10,91%	3.146	10,09%
39:41	17.456.280,09	6,67%	1.866	5,98%
42:44	10.064.984,83	3,84%	1.197	3,84%
45:47	10.570.130,09	4,04%	1.399	4,49%
48:50	8.725.980,01	3,33%	1.084	3,48%
51:53	7.099.289,67	2,71%	990	3,17%
54:56	8.446.658,19	3,23%	1.246	4,00%
57:59	9.488.575,19	3,62%	1.641	5,26%
60:62	8.321.561,63	3,18%	1.397	4,48%
63:65	4.463.351,13	1,70%	737	2,36%
66:68	3.525.548,93	1,35%	701	2,25%
69:71	3.022.327,93	1,15%	670	2,15%
72:74	2.467.613,71	0,94%	518	1,66%
75:77	1.993.797,66	0,76%	378	1,21%
78:80	1.596.202,14	0,61%	358	1,15%
81:	2.992.184,97	1,14%	1.058	3,39%
Total	261.822.520,60	100,00%	31.187	100,00%

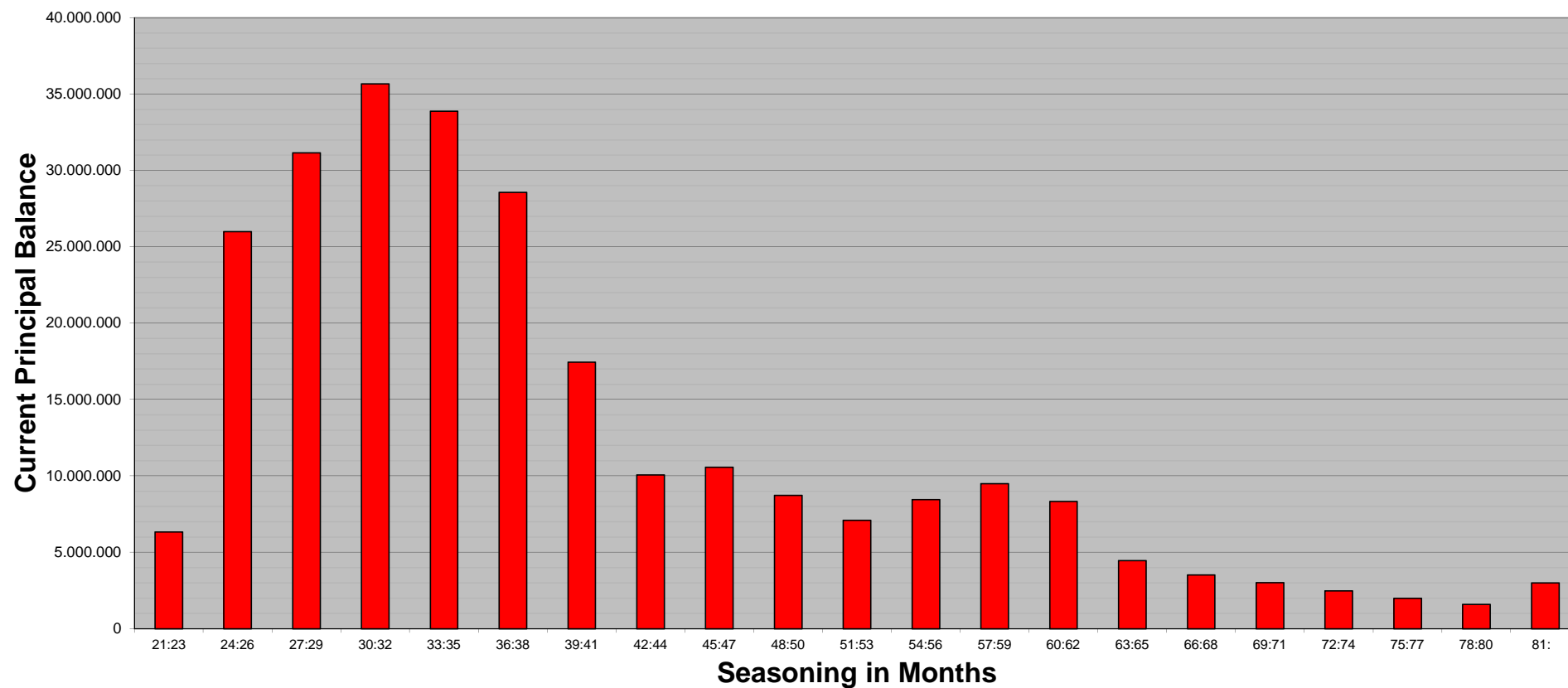
Statistics

WA Seasoning	39,56
--------------	-------

**SC Germany Vehicles 2013-1
Monthly Investor Report**

17.1 Seasoning (Graph)

Reporting Date	07.06.2018	
Payment Date	12.06.2018	
Period No	56	
Monthly Period	Jun 2018	
Interest Period	from 14.05.2018	to 12.06.2018 = 29 days
Collection Period	from 01.05.2018	to 31.05.2018



**SC Germany Vehicles 2013-1
Monthly Investor Report**

18. Remaining Term



Reporting Date	07.06.2018			
Payment Date	12.06.2018			
Period No	56			
Monthly Period	Jun 2018			
Interest Period	from	14.05.2018	to	12.06.2018
Collection Period	from	01.05.2018	to	31.05.2018
			=	29 days

Remaining Term in Months	Current Principal Balance in EUR	Percentage of Total Balance	Number of Loans	Percentage of Total Loans
0: 6	23.142.928,35	8,84%	6.246	20,03%
7:13	33.704.690,08	12,87%	5.883	18,86%
14:20	36.747.153,49	14,04%	4.679	15,00%
21:27	48.449.574,83	18,50%	4.956	15,89%
28:34	39.078.649,54	14,93%	3.447	11,05%
35:41	26.503.807,83	10,12%	2.347	7,53%
42:48	15.295.616,68	5,84%	1.216	3,90%
49:55	11.185.891,87	4,27%	794	2,55%
56:62	14.163.319,98	5,41%	880	2,82%
63:69	9.227.703,82	3,52%	513	1,64%
70:76	4.275.166,82	1,63%	223	0,72%
77:83	48.017,31	0,02%	3	0,01%
Total	261.822.520,60	100,00%	31.187	100,00%

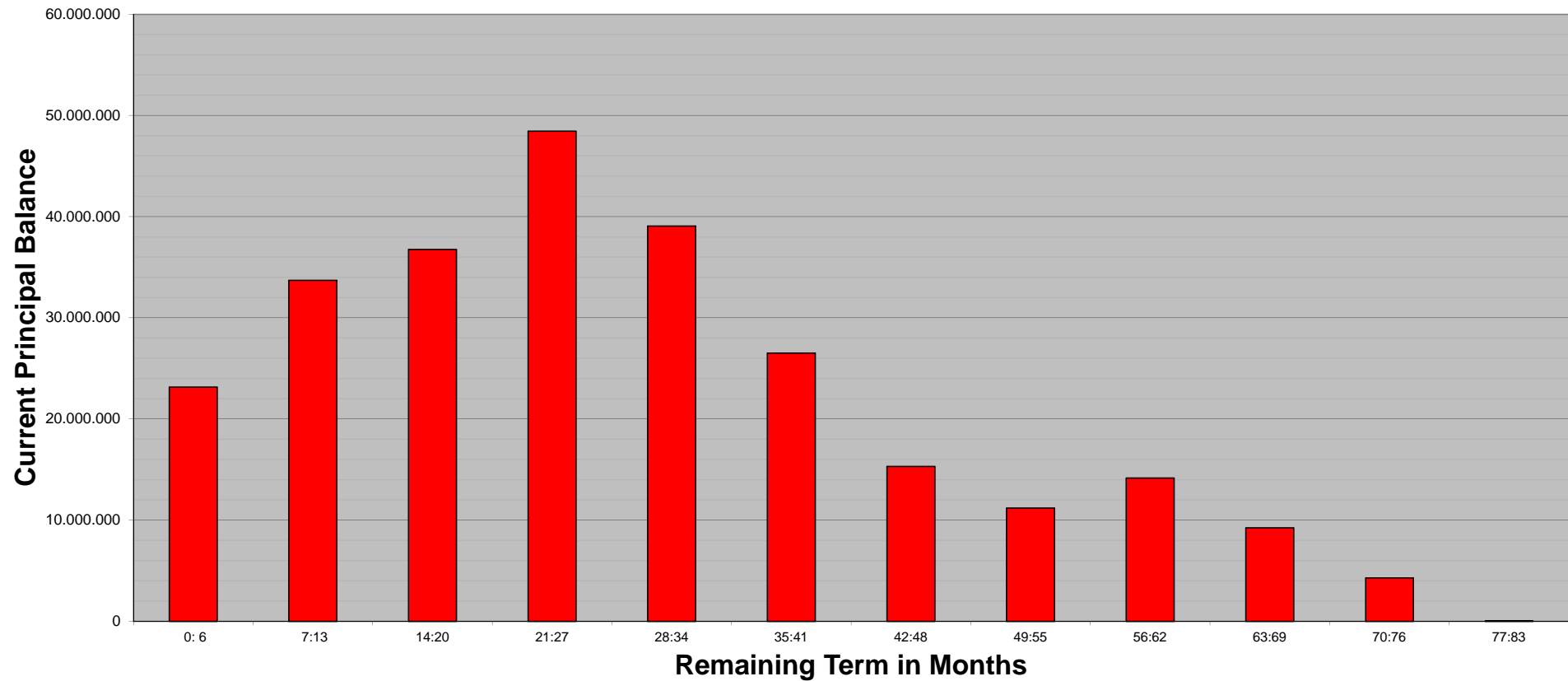
Statistics

WA Remaining Term	28,35
-------------------	-------

**SC Germany Vehicles 2013-1
Monthly Investor Report**

18.1 Remaining Term (Graph)

Reporting Date	07.06.2018	
Payment Date	12.06.2018	
Period No	56	
Monthly Period	Jun 2018	
Interest Period	from 14.05.2018	to 12.06.2018 = 29 days
Collection Period	from 01.05.2018	to 31.05.2018



**SC Germany Vehicles 2013-1
Monthly Investor Report**

19. Original Term



Reporting Date		07.06.2018			
Payment Date		12.06.2018			
Period No		56			
Monthly Period		Jun 2018			
Interest Period	from	14.05.2018	to	12.06.2018	= 29 days
Collection Period	from	01.05.2018	to	31.05.2018	

<i>Original Term in Months</i>	<i>Current Principal Balance in EUR</i>	<i>Percentage of Total Balance</i>	<i>Number of Loans</i>	<i>Percentage of Total Loans</i>
13:25	133.492,95	0,05%	111	0,36%
26:38	14.831.568,58	5,66%	3.200	10,26%
39:51	52.189.008,32	19,93%	6.353	20,37%
52:64	88.462.873,12	33,79%	9.461	30,34%
65:77	28.099.070,26	10,73%	4.107	13,17%
78:	78.106.507,37	29,83%	7.955	25,51%
Total	261.822.520,60	100,00%	31.187	100,00%

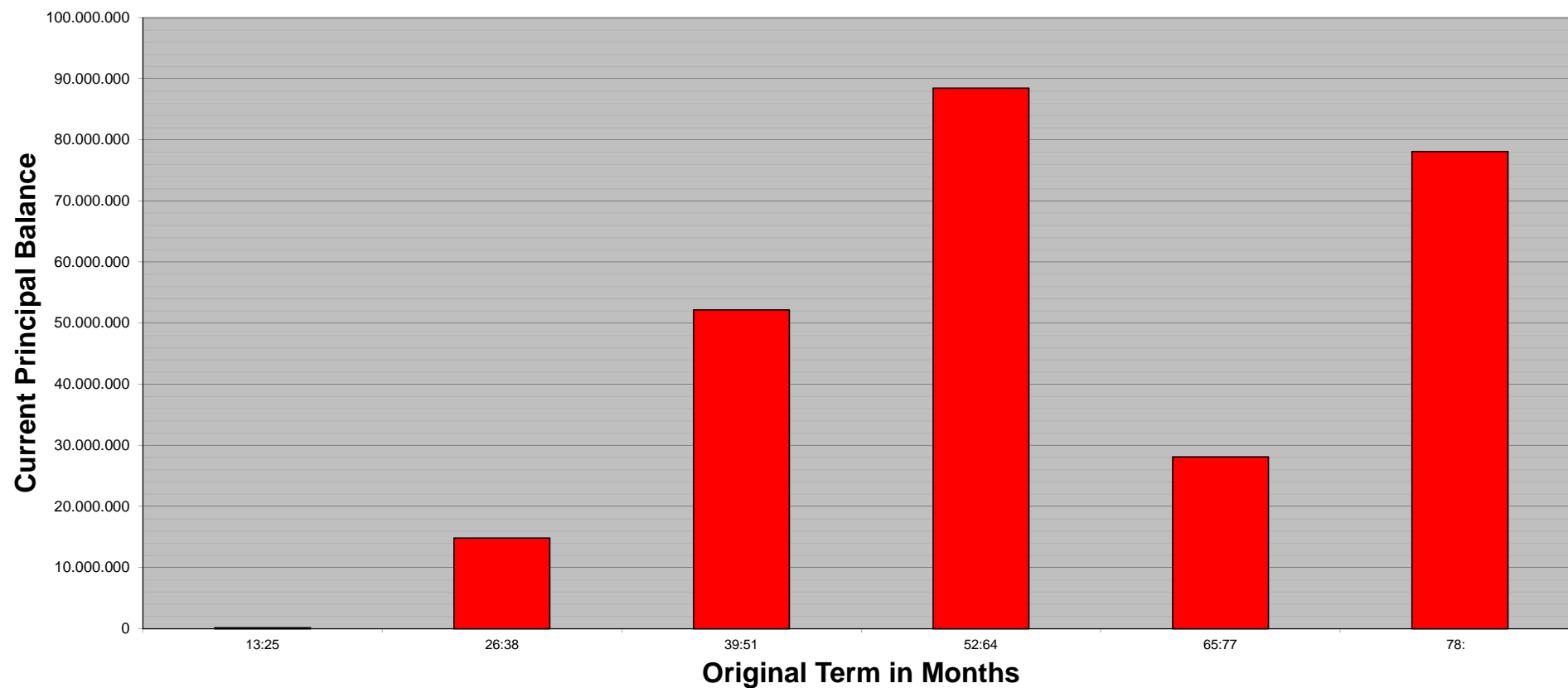
Statistics

WA Original Term	67,91
------------------	-------

**SC Germany Vehicles 2013-1
Monthly Investor Report**

19.1 Original Term (Graph)

Reporting Date			07.06.2018		
Payment Date			12.06.2018		
Period No			56		
Monthly Period			Jun 2018		
Interest Period	from	14.05.2018	to	12.06.2018	= 29 days
Collection Period	from	01.05.2018	to	31.05.2018	



**SC Germany Vehicles 2013-1
Monthly Investor Report**

20. Manufacturer Brands



Reporting Date			07.06.2018		
Payment Date			12.06.2018		
Period No			56		
Monthly Period			Jun 2018		
Interest Period	from	14.05.2018	to	12.06.2018	= 29 days
Collection Period	from	01.05.2018	to	31.05.2018	

<i>Manufacturer brands</i>	<i>Current Principal Balance in EUR</i>	<i>Percentage of Total Balance</i>	<i>Number of Loans</i>	<i>Percentage of Total Loans</i>
1	26.615.061,26	10,17%	3.166	10,15%
2	23.649.806,52	9,03%	2.244	7,20%
3	21.919.792,27	8,37%	3.019	9,68%
4	17.795.924,77	6,80%	1.732	5,55%
5	14.663.819,87	5,60%	2.087	6,69%
6	14.077.065,52	5,38%	1.151	3,69%
7	12.719.412,51	4,86%	1.521	4,88%
8	12.602.543,57	4,81%	1.806	5,79%
9	12.249.439,82	4,68%	1.886	6,05%
10	11.649.520,69	4,45%	987	3,16%
11	11.125.094,00	4,25%	1.129	3,62%
12	10.214.303,58	3,90%	1.242	3,98%
13	9.929.534,84	3,79%	1.173	3,76%
14	9.253.580,51	3,53%	807	2,59%
15	7.086.544,24	2,71%	1.057	3,39%
	215.551.443,97	82,33%	25.007	80,18%

TOP 15 manufacturer brands in alphabetical order:

Audi, BMW, Citroen, Fiat, Ford, Hyundai, Kia, Mazda, Mercedes, Nissan, Opel, Peugeot, Renault, Volvo, VW

**SC Germany Vehicles 2013-1
Monthly Investor Report**

21. Priority of Payments + Transaction Costs



Reporting Date			07.06.2018		
Payment Date			12.06.2018		
Period No			56		
Monthly Period			Jun 2018		
Interest Period	from	14.05.2018	to	12.06.2018	= 29 days
Collection Period	from	01.05.2018	to	31.05.2018	

Priority of Payments

Available Distribution Amount		23.969.971,94 €
Senior Expenses	-	182,00 €
Interest Notes Class A	-	266.553,00 €
Interest Notes Class B	-	158.004,00 €
Replenishment	-	- €
Payments to Purchase Shortfall Account	-	5,40 €
Payments to Reserve Fund	-	7.000.000,00 €
Principal Payments Class A	-	15.908.949,00 €
Principal Payments Class B	-	- €
Payments to Commingling Reserve Ledger	-	n/a
Payments to Set-Off Reserve Ledger	-	n/a
Interest Subordinated Loan	-	24.258,50 €
Principal Payments Subordinated Loan	-	- €
Payments to Seller	=	612.020,04 €

Transaction Costs

	All notes	Class A	Class B
Senior Expenses	- 182,00 €		
Interest accrued for the Period	- 424.557,00 €	- 266.553,00 €	- 158.004,00 €
Cumulative Interest accrued	- 50.195.369,00 €	- 40.971.357,00 €	- 9.224.012,00 €
Interest Payments	- 424.557,00 €	- 266.553,00 €	- 158.004,00 €
Cumulative Interest Payments	- 50.195.369,00 €	- 40.971.357,00 €	- 9.224.012,00 €
Interest accrued on Subordinated Loan for the	- 24.258,50 €		
Cumulative Interest accrued on Subordinated L	- 1.416.194,50 €		
Interest Payments on Subordinated Loan	- 24.258,50 €		
Cumulative Interest Payments on Subordinate	- 1.416.194,50 €		
Unpaid Interest for the Period	- €		
Cumulative Unpaid Interest	- €		

SC Germany Vehicles 2013-1 Monthly Investor Report

22. Retention



Reporting Date		07.06.2018				
Payment Date		12.06.2018				
Period No		56				
Monthly Period		12.06.2018				
Interest Period	from	14.05.2018	to	12.06.2018	=	29 days
Collection Period	from	01.05.2018	to	31.05.2018		

Santander Consumer Bank AG confirms its compliance to have continuously retained a net economic interest in the SC Germany Vehicles 2013-1 securitisation transaction of at least 5% of the securitised Purchased Receivables pursuant to Art. 405 of the CRR (Regulation (EU) No 575/2013 of the European Parliament and of the Council of 26 June 2013) by retaining the regulatory first loss tranche which is represented by the Subordinated Loan of at least 1% and by retaining the regulatory second loss tranche which is represented by the Class B Notes of at least 4%.

Outstanding Principal Balance of Purchased Receivables as of the Offer Date:	699.999.999,22 €
Outstanding Principal Balance of Purchased Receivables as of the beginning of the Monthly Period:	277.731.466,85 €
Outstanding Principal Balance of Purchased Receivables as of the end of the Monthly Period:	261.822.520,60 €
Outstanding Principal Balance of the Subordinated Loan as of the Offer Date:	7.000.000,00 €
Outstanding Principal Balance of the Subordinated Loan as of the beginning of the Monthly Period:	7.000.000,00 €
Outstanding Principal Balance of the Subordinated Loan as of the end of the Monthly Period:	7.000.000,00 €
Outstanding Balance of the Class B Notes as of the Offer Date:	70.000.000,00 €
Outstanding Balance of the Class B Notes as of the beginning of the Monthly Period:	70.000.000,00 €
Outstanding Balance of the Class B Notes as of the end of the Monthly Period:	70.000.000,00 €
Net Economic Interest Ratio as of Offer Date:	11,00%
Net Economic Interest Ratio as of the beginning of the Monthly Period:	27,72%
Net Economic Interest Ratio as of the end of the Monthly Period:	29,41%

**SC Germany Vehicles 2013-1
Monthly Investor Report**

23. Counterparties



Reporting Date	07.06.2018				
Payment Date	12.06.2018				
Period No	56				
Monthly Period	Jun 2018				
Interest Period	from	14.05.2018	to	12.06.2018	= 29 days
Collection Period	from	01.05.2018	to	31.05.2018	

Calculation Agent, Cash Administrator:

ian.garvan@intertrustgroup.com
Phone: +353 (0)1 6975 350

Intertrust (Ireland) Limited
1st Floor, 1-2 Victoria Buildings
Haddington Road
Dublin 4 D04 XN32, Ireland

Account Bank and Principal Paying Agent:

[eMail: tsampikos.trigenis@bnymellon.com](mailto:tsampikos.trigenis@bnymellon.com)
Phone: +49 69 12014 1772

Bank of New York Mellon
Friedrich-Ebert-Anlage 49
60327 Frankfurt am Main
Germany

Transaction Security Trustee:

[eMail: wniemeyer@wilmingtontrust.com](mailto:wniemeyer@wilmingtontrust.com)
Phone: +49 (0)69 9288 49512

Wilmington Trust SP Services (Frankfurt) GmbH
Steinweg 3-5
60313 Frankfurt am Main
Germany

Data Trustee:

[eMail: Preeti.Khitri@circumferencefs.com](mailto:Preeti.Khitri@circumferencefs.com)
Phone: +31 20 205 0132

Circumference FS (Netherlands) B.V.
Barbara Strozziilaan 101
1083 HN Amsterdam
The Netherlands

Rating Agencies:

DBRS Ratings Ltd.
Structured Finance
1 Minister Court, 10th floor, Mincing Lane
EC3R 7 AA London
United Kingdom

Standard & Poor's Ratings Services
Structured Finance
20 Canada Square
E14 5LH London
United Kingdom

DBRS			S & P			Counterparty status
Long Term	Short Term	Outlook	Long Term	Short Term	Outlook	
-	-	-	-	-	-	performing
AA	R-1H	STABLE	AA-	A-1+	STABLE	performing
-	-	-	-	-	-	performing
-	-	-	-	-	-	performing

Ratings as of 31.05.2018, data source: Bloomberg

SC Germany Vehicles 2013-1 Monthly Investor Report

24. Issuer Information



Reporting Date		07.06.2018				
Payment Date		12.06.2018				
Period No		56				
Monthly Period		Jun 2018				
Interest Period	from	14.05.2018	to	12.06.2018	=	29 days
Collection Period	from	01.05.2018	to	31.05.2018		

Deal Name:

SC Germany Vehicles 2013-1

Issuer:

SC Germany Vehicles 2013-1 UG (haftungsbeschränkt)

The Managing Directors
Grüneburgweg 58-62
60322 Frankfurt am Main
Germany
eMail frankfurt@intertrustgroup.com
fax +49 (0) 69 643 50 8925

Seller of the Receivables:

Santander Consumer Bank AG

Servicer Name:

Santander Consumer Bank AG

Reporting Entity:

Santander Consumer Bank AG

Capital Markets
Santander-Platz 1
41061 Mönchengladbach
Germany
eMail abs_ger@santander.de
fax +49 (0) 2161 690 7077

SPV-Administrator:

Intertrust (Deutschland) GmbH

Grüneburgweg 58-62
60322 Frankfurt am Main
Germany
eMail frankfurt@intertrustgroup.com
fax +49 (0) 69 643 50 8925

SC Germany Vehicles 2013-1 Monthly Investor Report

25. Santander Consumer Bank



Reporting Date	07.06.2018				
Payment Date	12.06.2018				
Period No	56				
Monthly Period	Jun 2018				
Interest Period	from	14.05.2018	to	12.06.2018	= 29 days
Collection Period	from	01.05.2018	to	31.05.2018	

Contact Details

Capital Markets

Peter René Müller +49-2161-690-7337
 Ralf Schüring +49-2161-690-5464
 Bastian Menges +49-2161-690-7085
 Stefan Zilligen +49-2161-690-6069
 Tobias Daners +49-2161-690-7410
 Ronja Dahmen +49-2161-690-9453
 Team ABS

peterrene.mueller@santander.de
ralf.schuering@santander.de
bastian.menges@santander.de
stefan.zilligen@santander.de
tobias.daners@santander.de
ronja.dahmen@santander.de
abs_ger@santander.de

Ratings Santander

Banco Santander S.A.

Santander Consumer Finance S.A.

Santander Consumer Bank AG

DBRS			S & P		
Long Term	Short Term	Outlook	Long Term	Short Term	Outlook
AH	R-1M	STABLE	A	A-1	STABLE
-	-	-	A-	A-2	STABLE
-	-	-	A-	A-2	STABLE

Ratings as of 31.05.2018, data source: Bloomberg