

SC Germany Vehicles 2013-1 Monthly Investor Report



SC Germany Vehicles 2013-1 Monthly Investor Report

Cover Sheet Monthly Investor Report



Reporting Date	09.08.2017				
Payment Date	14.08.2017				
Period No	46				
Monthly Period	Aug 2017				
Interest Period from	12.07.2017	to	14.08.2017	=	33 days
Collection Period from	01.07.2017	to	31.07.2017		

Index

Page

1. Portfolio Information	1
2. Reserve Accounts	2
3. Delinquency Data	3
4. Default Data	4
5. Concentration Limits	5
6. Outstanding Notes	6
7. Original Principal Balance	7
7.1 Original PB (Graph)	8
8. Current Principal Balance	9
8.1 Current PB (Graph)	10
9. Borrower Concentration	11
10. Geographical Distribution	12
10.1 Geographical (Graph)	13
11. Object/Vehicle Type	14
12. Insurances	15
13. Contract Type	16
14. Payment Methods	17
15. Downpayment	18
16. Customer Yield	19
16.1 Customer Yield (Graph)	20
17. Seasoning	21
17.1 Seasoning (Graph)	22
18. Remaining Term	23
18.1 Remaining Term (Graph)	24
19. Original Term	25
19.1 Original Term (Graph)	26
20. Manufacturer Brands	27
21. Priority of Payments + Transaction Costs	28
22. Retention	30
23. Counterparties	31
24. Issuer Information	32
25. Santander Consumer Bank	33

**SC Germany Vehicles 2013-1
Monthly Investor Report**

1. Portfolio Information



Reporting Date	09.08.2017	
Payment Date	14.08.2017	
Period No	46	
Monthly Period	Aug 2017	
Interest Period from	12.07.2017	to 14.08.2017 = 33 days
Collection Period from	01.07.2017	to 31.07.2017

	No. of Contracts	current period Aggregate Outstanding Principal Amount	previous period Aggregate Outstanding Principal Amount
Outstanding Receivables			
Beginning of Period	48.335	466.194.259,34 €	489.169.296,08 €
Scheduled Principal Payments		15.562.922,90 €	
Prepayment Principal		6.957.749,02 €	
Others		201.385,79 €	
Total Principal Collections		22.722.057,71 €	22.618.878,69 €
Total Interest Collections		2.235.984,45 €	2.298.443,53 €
Defaults		357.047,33 €	356.158,05 €
Replenishment		- €	- €
End of Period	46.388	443.115.154,30 €	466.194.259,34 €
Purchase Shortfall Account		14,70 €	14,66 €
Total Assets (End of Period)		443.115.169,00 €	466.194.274,00 €
Current Prepayment Rate (annualised)		16,5%	

SC Germany Vehicles 2013-1
Monthly Investor Report

2. Reserve Accounts



Reporting Date	09.08.2017	
Payment Date	14.08.2017	
Period No	46	
Monthly Period	Aug 2017	
Interest Period from	12.07.2017	to 14.08.2017 = 33 days
Collection Period from	01.07.2017	to 31.07.2017

Note Balance

Beginning of Period	466.194.274,00 €
End of Period	443.115.169,00 €

Reserve Accounts

Reserve Account	in %		Trigger Event y/n
Beginning of Period	1,50%	7.000.000,00 €	
Cash Outflow		- €	
Cash Inflow		- €	
End of Period	1,58%	7.000.000,00 €	
Required Reserve Fund	1,58%	7.000.000,00 €	

Commingling Reserve

	in %		no
Beginning of Period		n/a	
Cash Outflow		n/a	
Cash Inflow		n/a	
End of Period		n/a	
Required Commingling Reserve Fund		n/a	

Set-Off Reserve

	in %		no
Beginning of Period		n/a	
Cash Outflow		n/a	
Cash Inflow		n/a	
End of Period		n/a	
Required Set-Off Reserve Fund		n/a	

Current Set-Off Amount	n/a
Set-Off Amount (per Loan)	n/a
Set-Off Amount (in % of Outstanding Balance)	n/a

SC Germany Vehicles 2013-1 Monthly Investor Report

3. Delinquency Data



Reporting Date	09.08.2017				
Payment Date	14.08.2017				
Period No	46				
Monthly Period	Aug 2017				
Interest Period	from	12.07.2017	to	14.08.2017	= 33 days
Collection Period	from	01.07.2017	to	31.07.2017	

Note Balance

Beginning of Period	466.194.274,00 €
End of Period	443.115.169,00 €

Delinquency Data and Ratios

	3-MRA* / current ratio	Amount at risk	Overdue amount	Number of Loans
3-MRA* 1- 30 days past due	0,76%			
1- 30 days past due period before previous period		4.243.423,29 €	519.011,55 €	400
1- 30 days past due previous period		3.784.252,35 €	570.837,73 €	354
1- 30 days past due current period	0,55%	2.578.082,27 €	347.789,83 €	248
3-MRA* 31- 60 days past due	0,38%			
31- 60 days past due period before previous period		1.484.982,62 €	152.973,75 €	146
31- 60 days past due previous period		1.585.452,24 €	264.075,12 €	149
31- 60 days past due current period	0,49%	2.307.414,85 €	199.864,92 €	213
3-MRA* 61-90 days past due	0,18%			
61- 90 days past due period before previous period		873.394,73 €	139.088,86 €	87
61- 90 days past due previous period		670.858,19 €	82.166,52 €	59
61- 90 days past due current period	0,21%	977.899,04 €	207.810,84 €	92
3-MRA* 91-120 days past due	0,11%			
91- 120 days past due period before previous period		394.320,48 €	97.075,91 €	35
91- 120 days past due previous period		588.540,81 €	107.869,80 €	54
91- 120 days past due current period	0,12%	549.917,05 €	75.022,61 €	50
3-MRA* 121-150 days past due	0,07%			
121- 150 days past due period before previous period		272.668,00 €	62.769,43 €	29
121- 150 days past due previous period		407.781,33 €	113.539,53 €	31
121- 150 days past due current period	0,07%	310.127,72 €	62.923,58 €	26
3-MRA* 151-180 days past due	0,10%			
151- 180 days past due period before previous period		454.723,21 €	111.668,35 €	41
151- 180 days past due previous period		363.850,55 €	48.523,69 €	47
151- 180 days past due current period	0,14%	640.760,16 €	190.571,74 €	54

* 3-MRA stands for three months rolling average

SC Germany Vehicles 2013-1 Monthly Investor Report

4. Default Data



Reporting Date	09.08.2017				
Payment Date	14.08.2017				
Period No	46				
Monthly Period	Aug 2017				
Interest Period	from	12.07.2017	to	14.08.2017	= 33 days
Collection Period	from	01.07.2017	to	31.07.2017	

Note Balance

Beginning of Period	466.194.274,00 €
End of Period	443.115.169,00 €

Default Data and Ratios

Current Default

	Amount	Number of Loans
Current Period Gross Default	357.047,33 €	
Current Period Recoveries	66.516,07 €	
Current Period Net Default	290.531,26 €	
New Number of Defaulted Contracts		37

Cumulative Default

Cumulative Gross Default	15.584.181,16 €	
Cumulative Recoveries	2.824.005,23 €	
Cumulative Net Default	12.760.175,93 €	
Total Number of Defaulted Contracts		1.643

3-MRA* /
current ratio

Ratio

3-MRA* Annualised Net Default Ratio (New Default)

Annualised Loss Ratio period before previous period	0,68%
Annualised Loss Ratio previous period	0,73%
Annualised Loss Ratio current period	0,79%

Principal Deficiency

	Amount	Trigger Event y/n
Principal Deficiency period before previous period	- €	no
Principal Deficiency previous period	- €	
Principal Deficiency current period	- €	
PDL Trigger	2.500.000,00 €	

Repurchased Assets

Current Repurchased Asset Amount through breach of warranty or voluntary buyback	- €
Cumulative Repurchased Asset Amount through breach of warranty or voluntary buyback	- €

* 3-MRA stands for three months rolling average

**SC Germany Vehicles 2013-1
Monthly Investor Report**

5. Concentration Limits



Reporting Date	09.08.2017	
Payment Date	14.08.2017	
Period No	46	
Monthly Period	Aug 2017	
Interest Period	from 12.07.2017	to 14.08.2017 = 33 days
Collection Period	from 01.07.2017	to 31.07.2017

Current Transaction Status

Amortizing

Portfolio Concentrations	Minimum-Trigger	Maximum-Trigger	Current Value	Trigger Breach
New Vehicles (applicable for Replenishment Portfolio)	45,00%	-	-	-
Average Yield (applicable for Replenishment Portfolio)	4,50%	-	-	-
Contracts with Balloon Rates (applicable for Total Portfolio)	-	45,00%	-	-
Remaining Term (applicable for Total Portfolio)	-	55,00	-	-
Early Amortisation Events		Maximum-Trigger	Current Value	Trigger Breach
Cumulative Loss Ratio				
- prior to 30 September 2014		0,75%	-	-
- prior to 30 September 2015		1,50%	-	-
- prior to 30 September 2016		2,25%	-	-
Purchase Shortfall Event				
Period before previous period			-	-
Previous period			-	-
Current period			-	-
Principal Deficiency Event			-	-
Total Sold Receivables	1.645.278.869,84 €			

**SC Germany Vehicles 2013-1
Monthly Investor Report**

6. Outstanding Notes



Reporting Date	09.08.2017		
Payment Date	14.08.2017		
Period No	46		
Monthly Period	Aug 2017		
Interest Period from	12.07.2017	to	14.08.2017 = 33 days
Collection Period from	01.07.2017	to	31.07.2017

1. Note Balance

	All notes	Class A	Class B
General Note Information			
ISIN Code		XS0980215825	XS0980216807
Currency		EUR	EUR
Initial Tranching	in %	90,0%	10,0%
Legal Maturity		Oct 2027	Oct 2027
Expected Maturity		Mrz 2020	Mrz 2020
Original Rating (DBRS / S&P)		A(sf) / A(sf)	NR / NR
Current Rating (DBRS / S&P)*		A(sf) / A(sf)	NR / NR
Initial Notes Aggregate Principal Outstanding Balance	700.000.000,00 €	630.000.000,00 €	70.000.000,00 €
Initial Nominal per Note		100.000,00 €	100.000,00 €
Initial Number of Notes per Class		6.300	700
Current Note Information			
Class Principal Outstanding Balance Beginning of Period	466.194.274,00 €	396.194.274,00 €	70.000.000,00 €
Available Distribution Amount	32.024.572,89 €		
Replenishment	0,00 €		
Amortisation	23.079.105,00 €		
Redemption per Class	23.079.105,00 €	23.079.105,00 €	0,00 €
Redemption per Note		3.663,35 €	0,00 €
Class Principal Outstanding Balance End of Period	443.115.169,00 €	373.115.169,00 €	70.000.000,00 €
Current Tranching		84,2%	15,8%
Current Pool Factor		0,59	1,00

2. Payments to Investors per Note

	All notes	Class A	Class B
Interest Rate Basis: Fixed		1,593%	2,802%
DayCount Convention		act/360	act/360
Interest Days	33		
Principal Outstanding per Note Beginning of Period		62.887,98 €	100.000,00 €
> Principal Repayment per Note		3.663,35 €	0,00 €
Principal Outstanding per Note End of Period		59.224,63 €	100.000,00 €
> Interest accrued for the period		578.529,00 €	179.795,00 €
Interest Payment		578.529,00 €	179.795,00 €
Interest Payment per Note		91,83 €	256,85 €

3. Credit Enhancements

	Class A	Class B
Initial total CE (Subordination, Reserve)	11,00%	1,00%
Current CE (incl. Excess Spread)	20,51%	4,71%
Current CE (excl. Excess Spread)	17,38%	1,58%

* Last rating action as of 23.10.2013

**SC Germany Vehicles 2013-1
Monthly Investor Report**

7. Original Principal Balance



Reporting Date	09.08.2017	
Payment Date	14.08.2017	
Period No	46	
Monthly Period	Aug 2017	
Interest Period	from 12.07.2017	to 14.08.2017 = 33 days
Collection Period	from 01.07.2017	to 31.07.2017

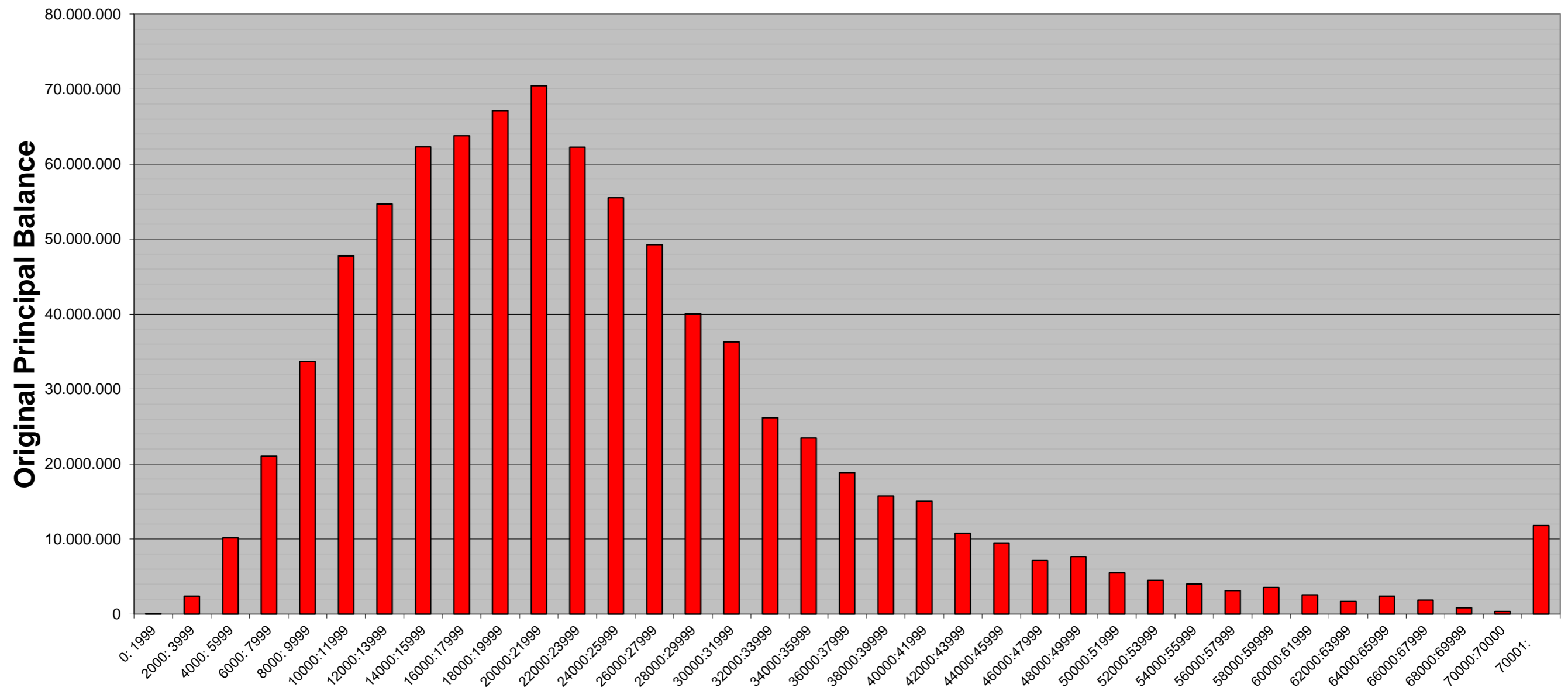
Original Principal Balance (Ranges in EUR)	Original Principal Balance in EUR	Percentage of Total Balance	Number of Loans	Percentage of Total Loans
0: 1999	83.951,34	0,01%	50	0,11%
2000: 3999	2.378.051,06	0,28%	735	1,58%
4000: 5999	10.163.833,01	1,19%	2.000	4,31%
6000: 7999	21.033.831,31	2,46%	2.985	6,43%
8000: 9999	33.713.179,90	3,95%	3.736	8,05%
10000:11999	47.760.477,33	5,60%	4.366	9,41%
12000:13999	54.667.772,52	6,41%	4.206	9,07%
14000:15999	62.286.426,36	7,30%	4.154	8,95%
16000:17999	63.783.856,03	7,47%	3.755	8,09%
18000:19999	67.101.813,27	7,86%	3.532	7,61%
20000:21999	70.471.844,79	8,26%	3.366	7,26%
22000:23999	62.279.328,47	7,30%	2.711	5,84%
24000:25999	55.524.888,75	6,51%	2.224	4,79%
26000:27999	49.262.285,01	5,77%	1.828	3,94%
28000:29999	40.021.710,58	4,69%	1.383	2,98%
30000:31999	36.296.314,10	4,25%	1.173	2,53%
32000:33999	26.172.306,42	3,07%	794	1,71%
34000:35999	23.455.447,19	2,75%	671	1,45%
36000:37999	18.880.115,00	2,21%	511	1,10%
38000:39999	15.740.104,47	1,84%	404	0,87%
40000:41999	15.042.663,47	1,76%	368	0,79%
42000:43999	10.781.702,02	1,26%	251	0,54%
44000:45999	9.482.546,17	1,11%	211	0,45%
46000:47999	7.131.598,07	0,84%	152	0,33%
48000:49999	7.644.213,07	0,90%	156	0,34%
50000:51999	5.477.621,08	0,64%	108	0,23%
52000:53999	4.501.291,49	0,53%	85	0,18%
54000:55999	4.007.154,73	0,47%	73	0,16%
56000:57999	3.137.675,14	0,37%	55	0,12%
58000:59999	3.544.299,57	0,42%	60	0,13%
60000:61999	2.549.129,82	0,30%	42	0,09%
62000:63999	1.702.232,95	0,20%	27	0,06%
64000:65999	2.404.287,87	0,28%	37	0,08%
66000:67999	1.874.216,91	0,22%	28	0,06%
68000:69999	827.674,05	0,10%	12	0,03%
70000:70000	350.000,00	0,04%	5	0,01%
70001:	11.811.222,25	1,38%	134	0,29%
Total	853.347.065,57	100,00%	46.388	100,00%

Statistics	in EUR
Average Amount	18.395,86

**SC Germany Vehicles 2013-1
Monthly Investor Report**

7.1 Original PB (Graph)

Reporting Date			09.08.2017			
Payment Date			14.08.2017			
Period No			46			
Monthly Period			Aug 2017			
Interest Period	from	12.07.2017	to	14.08.2017	=	33 days
Collection Period	from	01.07.2017	to	31.07.2017		



**SC Germany Vehicles 2013-1
Monthly Investor Report**

8. Current Principal Balance



Reporting Date	09.08.2017	
Payment Date	14.08.2017	
Period No	46	
Monthly Period	Aug 2017	
Interest Period	from 12.07.2017	to 14.08.2017 = 33 days
Collection Period	from 01.07.2017	to 31.07.2017

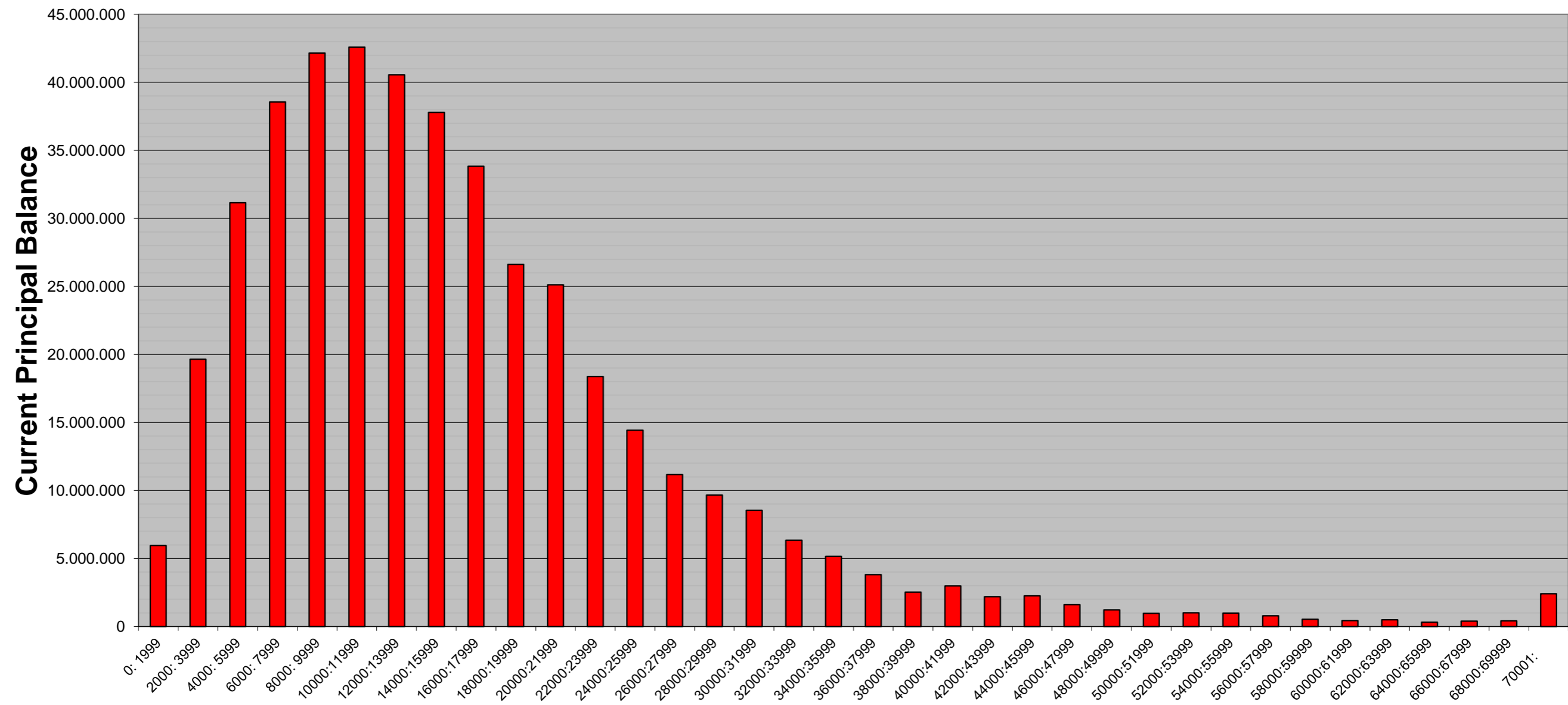
Current Principal Balance (Ranges in EUR)	Current Principal Balance in EUR	Percentage of Total Balance	Number of Loans	Percentage of Total Loans
0: 1999	5.956.749,92	1,34%	5.924	12,77%
2000: 3999	19.654.190,44	4,44%	6.555	14,13%
4000: 5999	31.157.822,61	7,03%	6.246	13,46%
6000: 7999	38.564.240,95	8,70%	5.535	11,93%
8000: 9999	42.164.550,55	9,52%	4.695	10,12%
10000:11999	42.590.126,01	9,61%	3.887	8,38%
12000:13999	40.557.526,16	9,15%	3.128	6,74%
14000:15999	37.797.848,65	8,53%	2.529	5,45%
16000:17999	33.846.016,12	7,64%	1.997	4,30%
18000:19999	26.620.600,91	6,01%	1.404	3,03%
20000:21999	25.124.311,97	5,67%	1.202	2,59%
22000:23999	18.381.942,82	4,15%	802	1,73%
24000:25999	14.435.835,65	3,26%	578	1,25%
26000:27999	11.168.845,93	2,52%	415	0,89%
28000:29999	9.667.585,32	2,18%	334	0,72%
30000:31999	8.541.472,80	1,93%	276	0,59%
32000:33999	6.345.221,23	1,43%	193	0,42%
34000:35999	5.163.516,64	1,17%	148	0,32%
36000:37999	3.815.722,23	0,86%	103	0,22%
38000:39999	2.539.287,02	0,57%	65	0,14%
40000:41999	2.993.290,44	0,68%	73	0,16%
42000:43999	2.188.859,12	0,49%	51	0,11%
44000:45999	2.244.727,78	0,51%	50	0,11%
46000:47999	1.596.091,86	0,36%	34	0,07%
48000:49999	1.224.990,10	0,28%	25	0,05%
50000:51999	976.349,09	0,22%	19	0,04%
52000:53999	1.007.417,53	0,23%	19	0,04%
54000:55999	986.788,58	0,22%	18	0,04%
56000:57999	799.870,90	0,18%	14	0,03%
58000:59999	533.553,01	0,12%	9	0,02%
60000:61999	426.813,44	0,10%	7	0,02%
62000:63999	502.751,53	0,11%	8	0,02%
64000:65999	322.531,70	0,07%	5	0,01%
66000:67999	398.272,64	0,09%	6	0,01%
68000:69999	413.379,75	0,09%	6	0,01%
70001:	2.406.052,90	0,54%	28	0,06%
Total	443.115.154,30	100,00%	46.388	100,00%

Statistics	in EUR
Average Amount	9.552,37

**SC Germany Vehicles 2013-1
Monthly Investor Report**

8.1 Current PB (Graph)

Reporting Date	09.08.2017	
Payment Date	14.08.2017	
Period No	46	
Monthly Period	Aug 2017	
Interest Period	from 12.07.2017	to 14.08.2017 = 33 days
Collection Period	from 01.07.2017	to 31.07.2017



**SC Germany Vehicles 2013-1
Monthly Investor Report**

9. Borrower Concentration



Reporting Date			09.08.2017			
Payment Date			14.08.2017			
Period No			46			
Monthly Period			Aug 2017			
Interest Period	from	12.07.2017	to	14.08.2017	=	33 days
Collection Period	from	01.07.2017	to	31.07.2017		

No	Current Principal Balance in EUR	Percentage of Balance	Number of Loans
1	127.275,73	0,0287%	1
2	116.773,62	0,0264%	1
3	109.601,32	0,0247%	1
4	106.426,84	0,0240%	1
5	104.859,74	0,0237%	1
6	103.455,89	0,0233%	1
7	95.185,47	0,0215%	1
8	91.865,12	0,0207%	2
9	91.736,62	0,0207%	1
10	91.726,56	0,0207%	1
11	88.360,36	0,0199%	1
12	86.838,15	0,0196%	2
13	86.802,17	0,0196%	6
14	85.393,86	0,0193%	1
15	84.400,91	0,0190%	1
16	82.717,61	0,0187%	2
17	80.638,82	0,0182%	1
18	79.008,77	0,0178%	1
19	78.661,49	0,0178%	1
20	78.579,91	0,0177%	2
21	78.248,71	0,0177%	1
22	77.500,69	0,0175%	4
23	76.187,79	0,0172%	1
24	75.663,65	0,0171%	1
25	75.441,68	0,0170%	1
	2.253.351,48	0,5085%	37

**SC Germany Vehicles 2013-1
Monthly Investor Report**

10. Geographical Distribution



Reporting Date	09.08.2017				
Payment Date	14.08.2017				
Period No	46				
Monthly Period	Aug 2017				
Interest Period	from	12.07.2017	to	14.08.2017	= 33 days
Collection Period	from	01.07.2017	to	31.07.2017	

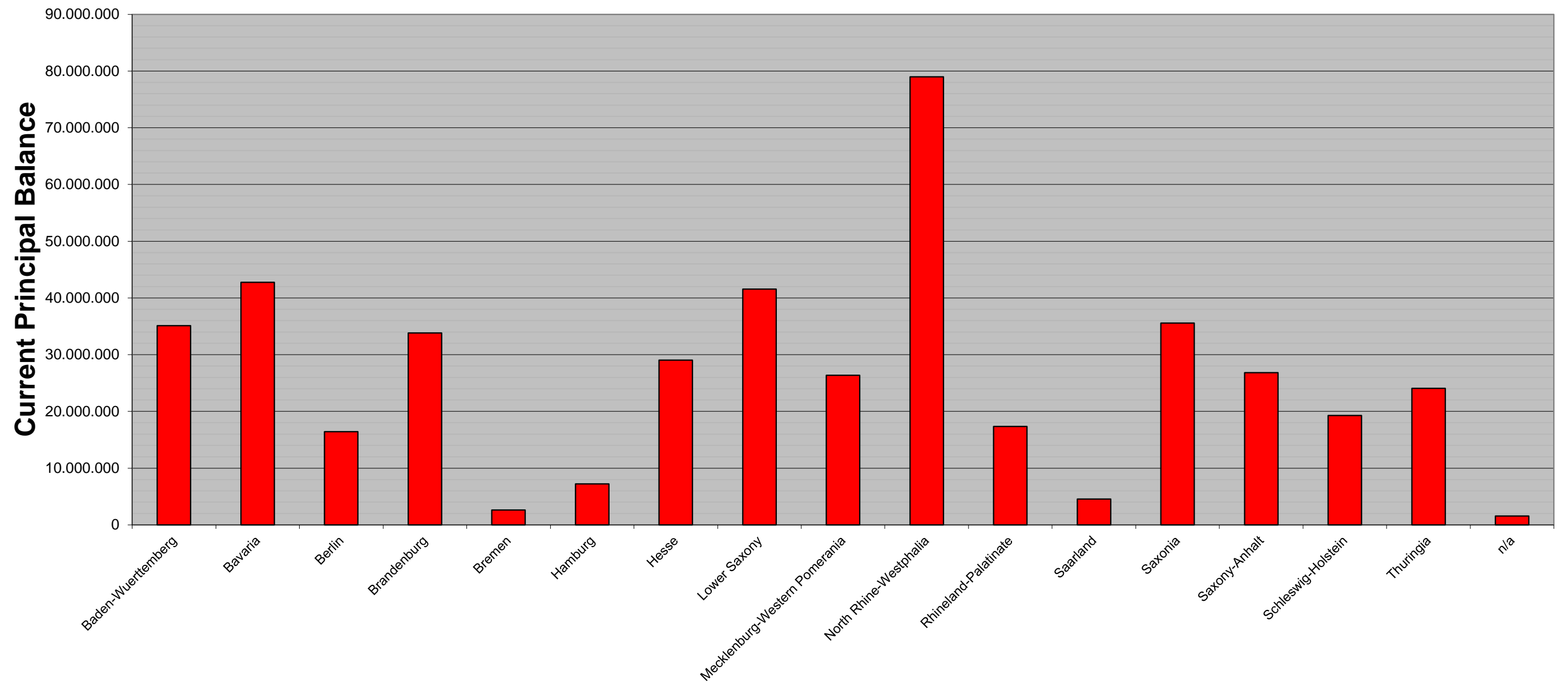
State	Current Principal Balance in EUR	Percentage of Total Balance	Number of Loans	Percentage of Total Loans
Baden-Wuerttemberg	35.106.253,50	7,92%	3.457	7,45%
Bavaria	42.752.693,81	9,65%	4.253	9,17%
Berlin	16.444.922,12	3,71%	1.781	3,84%
Brandenburg	33.829.819,55	7,63%	3.676	7,92%
Bremen	2.626.657,71	0,59%	262	0,56%
Hamburg	7.213.811,89	1,63%	749	1,61%
Hesse	29.051.689,99	6,56%	2.947	6,35%
Lower Saxony	41.571.686,49	9,38%	4.294	9,26%
Mecklenburg-Western	26.351.007,33	5,95%	2.717	5,86%
North Rhine-Westphalia	78.960.096,97	17,82%	8.328	17,95%
Rhineland-Palatinate	17.348.327,40	3,92%	1.787	3,85%
Saarland	4.566.937,65	1,03%	478	1,03%
Saxonia	35.569.952,49	8,03%	3.971	8,56%
Saxony-Anhalt	26.820.546,80	6,05%	2.933	6,32%
Schleswig-Holstein	19.280.345,77	4,35%	2.075	4,47%
Thuringia	24.071.131,99	5,43%	2.528	5,45%
n/a	1.549.272,84	0,35%	152	0,33%
Total	443.115.154,30	100,00%	46.388	100,00%

**SC Germany Vehicles 2013-1
Monthly Investor Report**

10.1 Geographical Distribution (Graph)



Reporting Date	09.08.2017				
Payment Date	14.08.2017				
Period No	46				
Monthly Period	Aug 2017				
Interest Period	from	12.07.2017	to	14.08.2017	= 33 days
Collection Period	from	01.07.2017	to	31.07.2017	



**SC Germany Vehicles 2013-1
Monthly Investor Report**

11. Object/Vehicle Type



Reporting Date			09.08.2017			
Payment Date			14.08.2017			
Period No			46			
Monthly Period			Aug 2017			
Interest Period	from	12.07.2017	to	14.08.2017	=	33 days
Collection Period	from	01.07.2017	to	31.07.2017		

<i>Vehicle Type</i>	<i>Current Principal Balance in EUR</i>	<i>Percentage of Total Balance</i>	<i>Number of Loans</i>	<i>Percentage of Total Loans</i>
New Vehicle	204.488.671,64	46,15%	19.286	41,58%
Used Vehicle	238.626.482,66	53,85%	27.102	58,42%
Total	443.115.154,30	100,00%	46.388	100,00%

<i>Object Type</i>	<i>Current Principal Balance in EUR</i>	<i>Percentage of Total Balance</i>	<i>Number of Loans</i>	<i>Percentage of Total Loans</i>
Car	425.990.234,00	96,14%	43.929	94,70%
Leisure	10.190.074,11	2,30%	795	1,71%
Motorbike	6.934.846,19	1,57%	1.664	3,59%
Total	443.115.154,30	100,00%	46.388	100,00%

**SC Germany Vehicles 2013-1
Monthly Investor Report**

12. Insurances



Reporting Date	09.08.2017	
Payment Date	14.08.2017	
Period No	46	
Monthly Period	Aug 2017	
Interest Period	from 12.07.2017	to 14.08.2017 = 33 days
Collection Period	from 01.07.2017	to 31.07.2017

<i>Payment Protection Insurance</i>	<i>Current Principal Balance in EUR</i>	<i>Percentage of Total Balance</i>	<i>Number of Loans</i>	<i>Percentage of Total Loans</i>
No	269.164.086,74	60,74%	26.534	57,20%
Yes	173.951.067,56	39,26%	19.854	42,80%
Total	443.115.154,30	100,00%	46.388	100,00%

<i>Gap Insurance (Santander Safe)</i>	<i>Current Principal Balance in EUR</i>	<i>Percentage of Total Balance</i>	<i>Number of Loans</i>	<i>Percentage of Total Loans</i>
No	339.928.445,97	76,71%	36.351	78,36%
Yes	103.186.708,33	23,29%	10.037	21,64%
Total	443.115.154,30	100,00%	46.388	100,00%

<i>Repair Cost Insurance (Santander AutoCare)</i>	<i>Current Principal Balance in EUR</i>	<i>Percentage of Total Balance</i>	<i>Number of Loans</i>	<i>Percentage of Total Loans</i>
No	408.637.855,80	92,22%	42.744	92,14%
Yes	34.477.298,50	7,78%	3.644	7,86%
Total	443.115.154,30	100,00%	46.388	100,00%

**SC Germany Vehicles 2013-1
Monthly Investor Report**

13. Type of Contract



Reporting Date	09.08.2017			
Payment Date	14.08.2017			
Period No	46			
Monthly Period	Aug 2017			
Interest Period	from	12.07.2017	to	14.08.2017 = 33 days
Collection Period	from	01.07.2017	to	31.07.2017

<i>Contracts w/Balloon Payments</i>	<i>Current Principal Balance in EUR</i>	<i>Percentage of Total Balance</i>	<i>Number of Loans</i>	<i>Percentage of Total Loans</i>
No	269.509.131,24	60,82%	34.733	74,87%
Yes	173.606.023,06	39,18%	11.655	25,13%
- of which balloon rates	112.466.974,74	25,38%		
- of which regular installments	61.139.048,32	13,80%		
Total	443.115.154,30	100,00%	46.388	100,00%

<i>Balloon Loans - Original Term in months</i>	<i>Balloon Rates in EUR</i>	<i>Balloon Rates in % of Total Balloon Rates</i>	<i>Number of Balloon Loans</i>	<i>Percentage of Total Balloon Loans</i>
13:25	1.823.170,89	1,62%	229	1,96%
26:38	15.361.070,11	13,66%	1.527	13,10%
39:51	40.134.377,69	35,69%	3.994	34,27%
52:64	54.845.851,80	48,77%	5.893	50,56%
65:72	187.784,25	0,17%	8	0,07%
73:	114.720,00	0,10%	4	0,03%
Total	112.466.974,74	100,00%	11.655	100,00%

<i>Balloon Loans - Remaining Term in months</i>	<i>Balloon Rates in EUR</i>	<i>Balloon Rates in % of Total Balloon Rates</i>	<i>Number of Balloon Loans</i>	<i>Percentage of Total Balloon Loans</i>
0:12	38.922.953,76	34,61%	4.138	35,50%
13:25	32.364.942,64	28,78%	3.325	28,53%
26:38	29.269.450,42	26,02%	3.000	25,74%
39:51	11.909.627,92	10,59%	1.192	10,23%
Total	112.466.974,74	100,00%	11.655	100,00%

**SC Germany Vehicles 2013-1
Monthly Investor Report**

14. Payment Methods



Reporting Date			09.08.2017			
Payment Date			14.08.2017			
Period No			46			
Monthly Period			Aug 2017			
Interest Period	from	12.07.2017	to	14.08.2017	=	33 days
Collection Period	from	01.07.2017	to	31.07.2017		

<i>Payment Method</i>	<i>Current Principal Balance in EUR</i>	<i>Percentage of Total Balance</i>	<i>Number of Loans</i>	<i>Percentage of Total Loans</i>
Direct Debit	429.823.828,47	97,00%	44.940	96,88%
Other	13.291.325,83	3,00%	1.448	3,12%
Total	443.115.154,30	100,00%	46.388	100,00%

<i>Cycle of Payment</i>	<i>Current Principal Balance in EUR</i>	<i>Percentage of Total Balance</i>	<i>Number of Loans</i>	<i>Percentage of Total Loans</i>
15th of month	233.425.436,62	52,68%	24.540	52,90%
1st of month	209.689.717,68	47,32%	21.848	47,10%
Total	443.115.154,30	100,00%	46.388	100,00%

**SC Germany Vehicles 2013-1
Monthly Investor Report**

15. Downpayment



Reporting Date			09.08.2017			
Payment Date			14.08.2017			
Period No			46			
Monthly Period			Aug 2017			
Interest Period	from	12.07.2017	to	14.08.2017	=	33 days
Collection Period	from	01.07.2017	to	31.07.2017		

<i>Downpayment (Ranges in EUR)</i>	<i>Original Principal Balance in EUR</i>	<i>Percentage of Total Balance</i>	<i>Number of Loans</i>	<i>Percentage of Total Loans</i>	<i>Downpayment / Purchase Price in %</i>
No Downpayment	139.546.914,22	31,49%	14.199	30,61%	0,00%
0: 999	4.517.566,94	1,02%	865	1,86%	5,64%
1000: 1999	18.008.967,44	4,06%	3.166	6,83%	11,11%
2000: 2999	30.942.485,85	6,98%	4.706	10,14%	15,33%
3000: 3999	36.906.433,32	8,33%	4.610	9,94%	17,42%
4000: 4999	34.574.296,99	7,80%	3.685	7,94%	19,36%
5000: 5999	42.771.451,78	9,65%	4.188	9,03%	21,28%
6000: 6999	23.553.574,46	5,32%	2.145	4,62%	24,05%
7000: 7999	18.047.687,36	4,07%	1.553	3,35%	25,93%
8000: 8999	14.260.169,97	3,22%	1.291	2,78%	28,72%
9000: 9999	8.658.327,45	1,95%	673	1,45%	29,14%
10000:10999	23.606.099,73	5,33%	1.916	4,13%	31,41%
11000:11999	6.016.970,82	1,36%	474	1,02%	33,31%
12000:12999	5.628.183,33	1,27%	455	0,98%	34,99%
13000:13999	3.948.061,98	0,89%	300	0,65%	36,88%
14000:14999	3.153.444,70	0,71%	266	0,57%	40,34%
15000:15000	6.457.899,29	1,46%	465	1,00%	38,03%
15001:	22.516.618,67	5,08%	1.431	3,08%	44,35%
Total	443.115.154,30	100,00%	46.388	100,00%	18,58%

<i>Downpayment and Purchase Price</i>	<i>All Contracts</i>	<i>Contracts with Downpayment</i>
Average Downpayment	4.036,34 €	5.816,82 €
Average Purchase Price	21.721,08 €	23.360,02 €
Mimimum Downpayment		100,00 €
Maximum Downpayment		192.000,00 €
Downpayment in %	18,58%	24,90%

**SC Germany Vehicles 2013-1
Monthly Investor Report**

16. Customer Yield



Reporting Date			09.08.2017			
Payment Date			14.08.2017			
Period No			46			
Monthly Period			Aug 2017			
Interest Period	from	12.07.2017	to	14.08.2017	=	33 days
Collection Period	from	01.07.2017	to	31.07.2017		

Yield Range *	Current Principal Balance in EUR	Percentage of Total Balance	Number of Loans	Percentage of Total Loans
1: 1	1.813.256,89	0,41%	128	0,28%
2: 2	6.442.984,84	1,45%	592	1,28%
3: 3	146.149.360,82	32,98%	11.284	24,33%
4: 4	160.585.979,52	36,24%	16.035	34,57%
5: 5	82.484.591,96	18,61%	11.095	23,92%
6: 6	32.230.118,02	7,27%	4.756	10,25%
7: 7	8.897.496,58	2,01%	1.581	3,41%
8: 8	2.776.213,95	0,63%	555	1,20%
9: 9	1.510.985,55	0,34%	328	0,71%
10:10	199.508,70	0,05%	28	0,06%
11:11	24.657,47	0,01%	6	0,01%
Total	443.115.154,30	100,00%	46.388	100,00%

Statistics	in %
WA Interest	4,91%

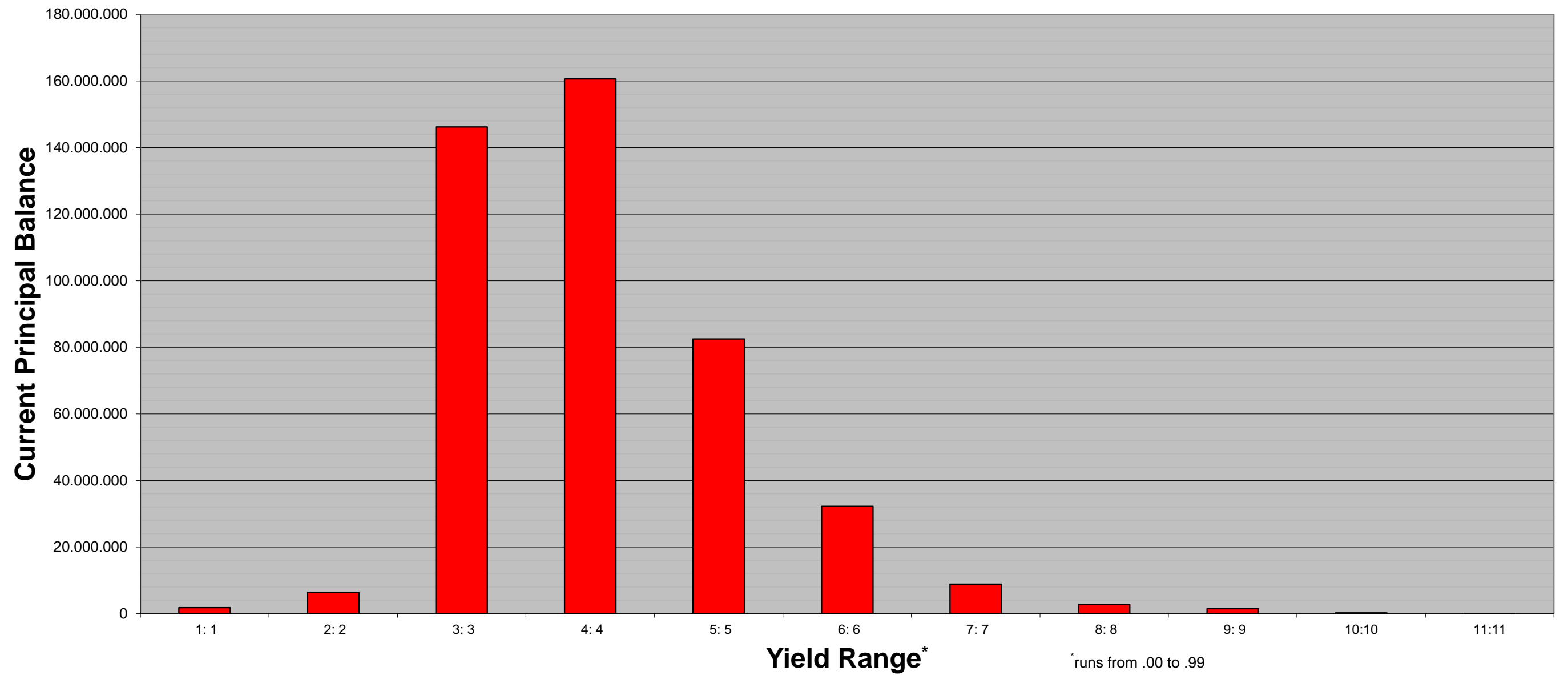
* runs from .00 to .99

**SC Germany Vehicles 2013-1
Monthly Investor Report**

16.1 Customer Yield (Graph)



Reporting Date			09.08.2017			
Payment Date			14.08.2017			
Period No			46			
Monthly Period			Aug 2017			
Interest Period	from	12.07.2017	to	14.08.2017	=	33 days
Collection Period	from	01.07.2017	to	31.07.2017		



**SC Germany Vehicles 2013-1
Monthly Investor Report**

17. Seasoning



Reporting Date	09.08.2017	
Payment Date	14.08.2017	
Period No	46	
Monthly Period	Aug 2017	
Interest Period	from 12.07.2017	to 14.08.2017 = 33 days
Collection Period	from 01.07.2017	to 31.07.2017

Seasoning in Months	Current Principal Balance in EUR	Percentage of Total Balance	Number of Loans	Percentage of Total Loans
12:14	18.228.913,55	4,11%	1.325	2,86%
15:17	41.936.236,81	9,46%	3.138	6,76%
18:20	45.840.520,85	10,35%	3.646	7,86%
21:23	50.948.225,90	11,50%	4.381	9,44%
24:26	50.822.982,85	11,47%	4.448	9,59%
27:29	46.624.748,76	10,52%	4.314	9,30%
30:32	17.158.899,24	3,87%	1.715	3,70%
33:35	16.414.407,20	3,70%	1.826	3,94%
36:38	17.645.797,86	3,98%	1.923	4,15%
39:41	18.122.104,55	4,09%	1.929	4,16%
42:44	15.174.106,08	3,42%	1.847	3,98%
45:47	17.371.378,79	3,92%	2.248	4,85%
48:50	21.675.811,56	4,89%	2.660	5,73%
51:53	17.084.173,07	3,86%	2.248	4,85%
54:56	11.248.795,09	2,54%	1.690	3,64%
57:59	10.833.892,41	2,44%	1.910	4,12%
60:62	7.078.244,22	1,60%	1.280	2,76%
63:65	5.074.289,34	1,15%	872	1,88%
66:68	3.816.951,90	0,86%	695	1,50%
69:71	3.091.239,52	0,70%	704	1,52%
72:74	2.477.811,00	0,56%	530	1,14%
75:77	1.897.155,41	0,43%	376	0,81%
78:80	1.051.347,29	0,24%	241	0,52%
81:	1.497.121,05	0,34%	442	0,95%
Total	443.115.154,30	100,00%	46.388	100,00%

Statistics

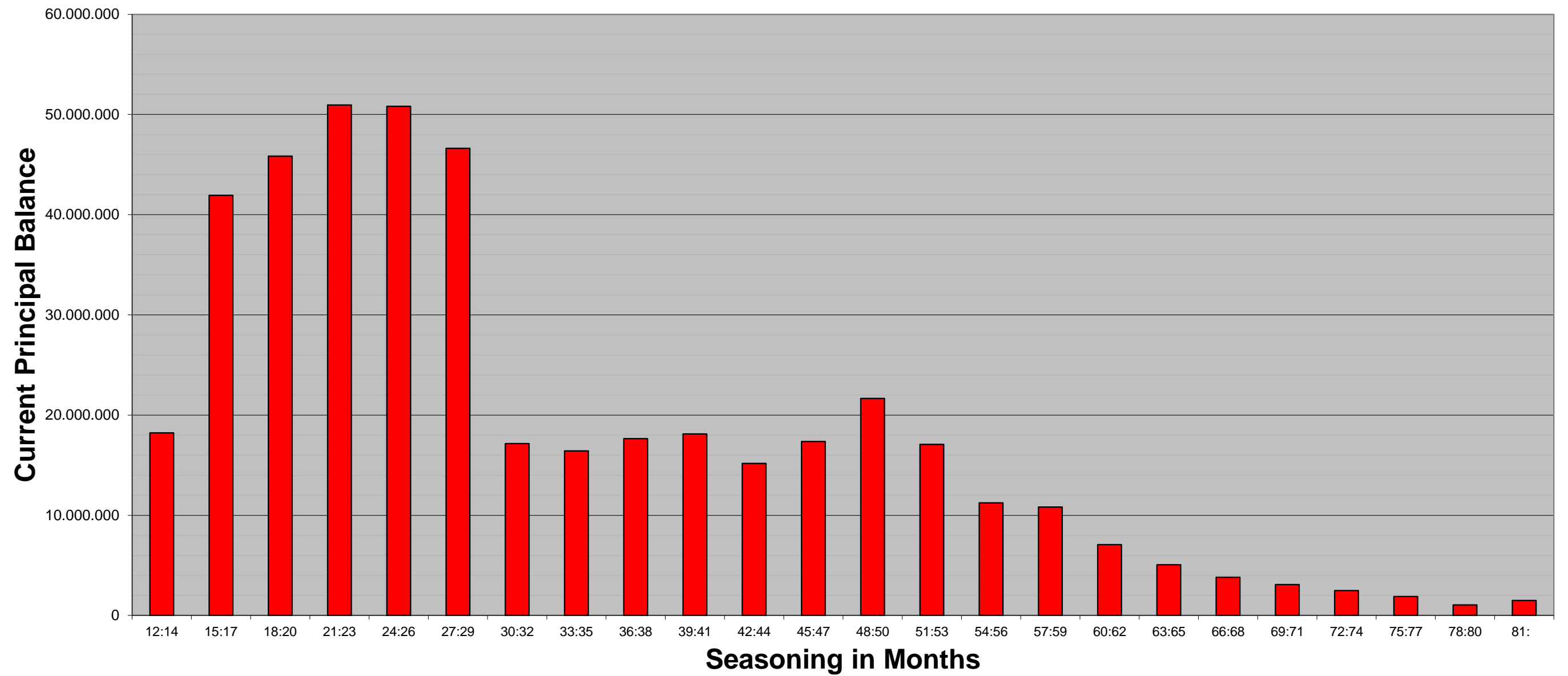
WA Seasoning	32,42
--------------	-------

**SC Germany Vehicles 2013-1
Monthly Investor Report**

17.1 Seasoning (Graph)



Reporting Date			09.08.2017		
Payment Date			14.08.2017		
Period No			46		
Monthly Period			Aug 2017		
Interest Period	from	12.07.2017	to	14.08.2017	= 33 days
Collection Period	from	01.07.2017	to	31.07.2017	



**SC Germany Vehicles 2013-1
Monthly Investor Report**

18. Remaining Term



Reporting Date			09.08.2017			
Payment Date			14.08.2017			
Period No			46			
Monthly Period			Aug 2017			
Interest Period	from	12.07.2017	to	14.08.2017	=	33 days
Collection Period	from	01.07.2017	to	31.07.2017		

<i>Remaining Term in Months</i>	<i>Current Principal Balance in EUR</i>	<i>Percentage of Total Balance</i>	<i>Number of Loans</i>	<i>Percentage of Total Loans</i>
0: 6	25.102.384,70	5,66%	6.557	14,14%
7:13	48.283.647,84	10,90%	8.118	17,50%
14:20	53.232.880,53	12,01%	6.972	15,03%
21:27	60.589.971,07	13,67%	6.302	13,59%
28:34	67.458.591,25	15,22%	5.660	12,20%
35:41	56.693.171,03	12,79%	4.319	9,31%
42:48	51.798.801,90	11,69%	3.670	7,91%
49:55	21.209.943,08	4,79%	1.515	3,27%
56:62	18.180.424,43	4,10%	1.147	2,47%
63:69	15.900.870,88	3,59%	908	1,96%
70:76	15.467.165,17	3,49%	784	1,69%
77:83	8.774.406,07	1,98%	414	0,89%
84:	422.896,35	0,10%	22	0,05%
Total	443.115.154,30	100,00%	46.388	100,00%

Statistics

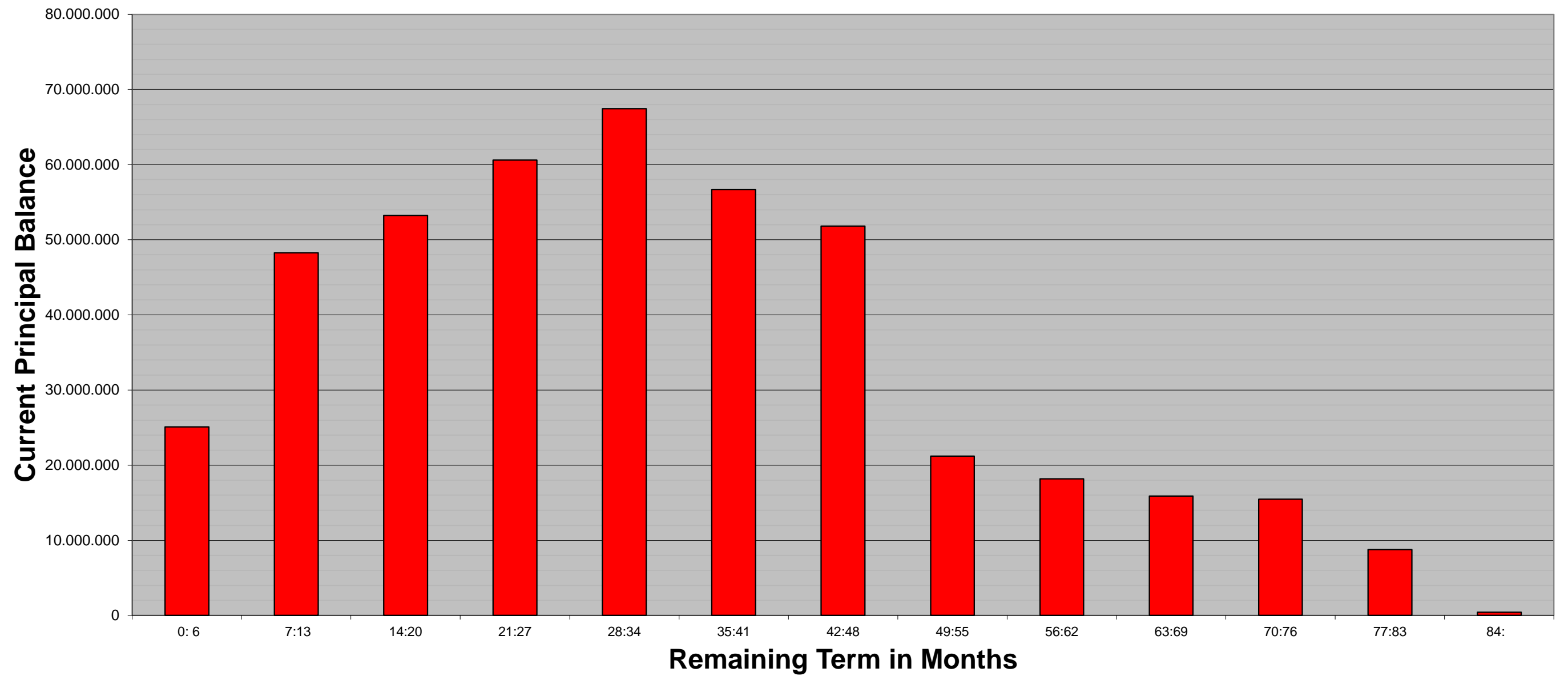
WA Remaining Term	32,90
-------------------	-------

**SC Germany Vehicles 2013-1
Monthly Investor Report**

18.1 Remaining Term (Graph)



Reporting Date			09.08.2017		
Payment Date			14.08.2017		
Period No			46		
Monthly Period			Aug 2017		
Interest Period	from	12.07.2017	to	14.08.2017	= 33 days
Collection Period	from	01.07.2017	to	31.07.2017	



**SC Germany Vehicles 2013-1
Monthly Investor Report**

19. Original Term



Reporting Date	09.08.2017	
Payment Date	14.08.2017	
Period No	46	
Monthly Period	Aug 2017	
Interest Period	from 12.07.2017	to 14.08.2017 = 33 days
Collection Period	from 01.07.2017	to 31.07.2017

<i>Original Term in Months</i>	<i>Current Principal Balance in EUR</i>	<i>Percentage of Total Balance</i>	<i>Number of Loans</i>	<i>Percentage of Total Loans</i>
0:12	1.746,05	0,00%	5	0,01%
13:25	4.156.585,05	0,94%	1.249	2,69%
26:38	37.096.327,17	8,37%	5.639	12,16%
39:51	93.573.757,28	21,12%	9.639	20,78%
52:64	147.511.908,25	33,29%	14.326	30,88%
65:77	46.630.253,07	10,52%	5.878	12,67%
78:	114.144.577,43	25,76%	9.652	20,81%
Total	443.115.154,30	100,00%	46.388	100,00%

Statistics

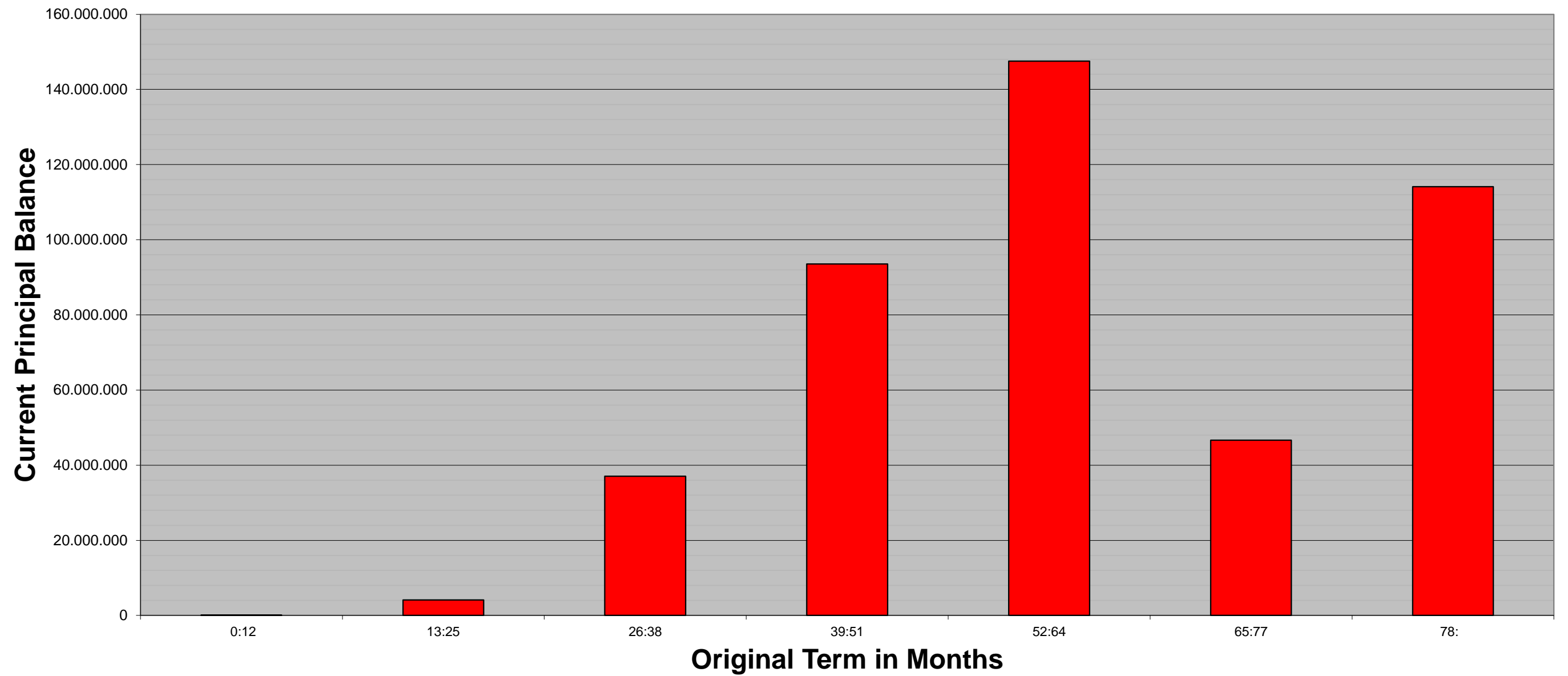
WA Original Term	65,32
------------------	-------

**SC Germany Vehicles 2013-1
Monthly Investor Report**

19.1 Original Term (Graph)



Reporting Date			09.08.2017			
Payment Date			14.08.2017			
Period No			46			
Monthly Period			Aug 2017			
Interest Period	from	12.07.2017	to	14.08.2017	=	33 days
Collection Period	from	01.07.2017	to	31.07.2017		



**SC Germany Vehicles 2013-1
Monthly Investor Report**

20. Manufacturer Brands



Reporting Date	09.08.2017	
Payment Date	14.08.2017	
Period No	46	
Monthly Period	Aug 2017	
Interest Period	from 12.07.2017	to 14.08.2017 = 33 days
Collection Period	from 01.07.2017	to 31.07.2017

Manufacturer brands	Current Principal Balance in EUR	Percentage of Total Balance	Number of Loans	Percentage of Total Loans
1	44.799.427,63	10,11%	4.721	10,18%
2	40.344.571,25	9,10%	3.353	7,23%
3	37.634.030,58	8,49%	4.490	9,68%
4	28.555.221,70	6,44%	2.520	5,43%
5	24.842.313,27	5,61%	3.113	6,71%
6	24.047.165,10	5,43%	1.729	3,73%
7	21.090.203,41	4,76%	2.800	6,04%
8	20.999.226,08	4,74%	2.155	4,65%
9	20.534.090,50	4,63%	2.605	5,62%
10	19.528.755,50	4,41%	1.502	3,24%
11	18.959.697,98	4,28%	1.717	3,70%
12	18.190.172,87	4,11%	1.384	2,98%
13	16.914.160,31	3,82%	1.761	3,80%
14	16.263.867,52	3,67%	1.773	3,82%
15	12.473.334,40	2,81%	1.590	3,43%
	365.176.238,10	82,41%	37.213	80,22%

TOP 15 manufacturer brands in alphabetical order:
Audi, BMW, Citroen, Fiat, Ford, Hyundai, Kia, Mazda, Mercedes, Nissan, Opel, Peugeot, Renault, Volvo, VW

**SC Germany Vehicles 2013-1
Monthly Investor Report**

21. Priority of Payments + Transaction Costs



Reporting Date			09.08.2017			
Payment Date			14.08.2017			
Period No			46			
Monthly Period			Aug 2017			
Interest Period	from	12.07.2017	to	14.08.2017	=	33 days
Collection Period	from	01.07.2017	to	31.07.2017		

Priority of Payments

Available Distribution Amount		32.024.572,89 €
Senior Expenses	-	- €
Interest Notes Class A	-	578.529,00 €
Interest Notes Class B	-	179.795,00 €
Replenishment	-	- €
Payments to Purchase Shortfall Account	-	14,70 €
Payments to Reserve Fund	-	7.000.000,00 €
Principal Payments Class A	-	23.079.105,00 €
Principal Payments Class B	-	- €
Payments to Commingling Reserve Ledger	-	n/a
Payments to Set-Off Reserve Ledger	-	n/a
Interest Subordinated Loan	-	27.604,50 €
Principal Payments Subordinated Loan	-	- €
Payments to Seller	=	1.159.524,69 €

Transaction Costs

	All notes	Class A	Class B
Senior Expenses	- €		
Interest accrued for the Period	- 758.324,00 €	- 578.529,00 €	- 179.795,00 €
Cumulative Interest accrued	- 44.715.286,00 €	- 37.136.673,00 €	- 7.578.613,00 €
Interest Payments	- 758.324,00 €	- 578.529,00 €	- 179.795,00 €
Cumulative Interest Payments	- 44.715.286,00 €	- 37.136.673,00 €	- 7.578.613,00 €
Interest accrued on Subordinated Loan for the	- 27.604,50 €		
Cumulative Interest accrued on Subordinated L	- 1.163.571,50 €		
Interest Payments on Subordinated Loan	- 27.604,50 €		
Cumulative Interest Payments on Subordinatec	- 1.163.571,50 €		
Unpaid Interest for the Period	- €		
Cumulative Unpaid Interest	- €		

SC Germany Vehicles 2013-1 Monthly Investor Report

22. Retention



Reporting Date	09.08.2017				
Payment Date	14.08.2017				
Period No	46				
Monthly Period	14.08.2017				
Interest Period	from 12.07.2017	to	14.08.2017	=	33 days
Collection Period	from 01.07.2017	to	31.07.2017		

Santander Consumer Bank AG confirms its compliance to have continuously retained a net economic interest in the SC Germany Vehicles 2013-1 securitisation transaction of at least 5% of the securitised Purchased Receivables pursuant to Art. 405 of the CRR (Regulation (EU) No 575/2013 of the European Parliament and of the Council of 26 June 2013) by retaining the regulatory first loss tranche which is represented by the Subordinated Loan of at least 1% and by retaining the regulatory second loss tranche which is represented by the Class B Notes of at least 4%.

Outstanding Principal Balance of Purchased Receivables as of the Offer Date:	699.999.999,22 €
Outstanding Principal Balance of Purchased Receivables as of the beginning of the Monthly Period:	466.194.259,34 €
Outstanding Principal Balance of Purchased Receivables as of the end of the Monthly Period:	443.115.154,30 €
Outstanding Principal Balance of the Subordinated Loan as of the Offer Date:	7.000.000,00 €
Outstanding Principal Balance of the Subordinated Loan as of the beginning of the Monthly Period:	7.000.000,00 €
Outstanding Principal Balance of the Subordinated Loan as of the end of the Monthly Period:	7.000.000,00 €
Outstanding Balance of the Class B Notes as of the Offer Date:	70.000.000,00 €
Outstanding Balance of the Class B Notes as of the beginning of the Monthly Period:	70.000.000,00 €
Outstanding Balance of the Class B Notes as of the end of the Monthly Period:	70.000.000,00 €
Net Economic Interest Ratio as of Offer Date:	11,00%
Net Economic Interest Ratio as of the beginning of the Monthly Period:	16,52%
Net Economic Interest Ratio as of the end of the Monthly Period:	17,38%

**SC Germany Vehicles 2013-1
Monthly Investor Report**

23. Counterparties



Reporting Date	09.08.2017				
Payment Date	14.08.2017				
Period No	46				
Monthly Period	Aug 2017				
Interest Period	from	12.07.2017	to	14.08.2017	= 33 days
Collection Period	from	01.07.2017	to	31.07.2017	

Calculation Agent, Cash Administrator:

ian.garvan@intertrustgroup.com
Phone: +353 (0)1 6975 350

Intertrust (Ireland) Limited
1st Floor, 1-2 Victoria Buildings
Haddington Road
Dublin 4 D04 XN32, Ireland

Account Bank and Principal Paying Agent:

[eMail: tsampikos.trigenis@bnymellon.com](mailto:tsampikos.trigenis@bnymellon.com)
Phone: +49 69 12014 1772

Bank of New York Mellon
Friedrich-Ebert-Anlage 49
60327 Frankfurt am Main
Germany

Transaction Security Trustee:

[eMail: wniemeyer@wilmingtontrust.com](mailto:wniemeyer@wilmingtontrust.com)
Phone: +49 (0)69 9288 49512

Wilmington Trust SP Services (Frankfurt) GmbH
Steinweg 3-5
60313 Frankfurt am Main
Germany

Data Trustee:

[eMail: Preeti.Khitri@circumferencefs.com](mailto:Preeti.Khitri@circumferencefs.com)
Phone: +31 20 205 0132

Circumference FS (Netherlands) B.V.
Barbara Strozziilaan 101
1083 HN Amsterdam
The Netherlands

Rating Agencies:

DBRS Ratings Ltd.
Structured Finance
1 Minister Court, 10th floor, Mincing Lane
EC3R 7 AA London
United Kingdom

Standard & Poor's Ratings Services
Structured Finance
20 Canada Square
E14 5LH London
United Kingdom

DBRS			S & P		
Long Term	Short Term	Outlook	Long Term	Short Term	Outlook
-	-	-	-	-	-
AA	R-1H	STABLE	AA-	A-1+	STABLE
-	-	-	-	-	-
-	-	-	-	-	-

Counterparty status
performing
performing
performing
performing

Ratings as of 31.07.2017, data source: Bloomberg

**SC Germany Vehicles 2013-1
Monthly Investor Report**

24. Issuer Information



Reporting Date		09.08.2017			
Payment Date		14.08.2017			
Period No		46			
Monthly Period		Aug 2017			
Interest Period	from	12.07.2017	to	14.08.2017	= 33 days
Collection Period	from	01.07.2017	to	31.07.2017	

Deal Name:

SC Germany Vehicles 2013-1

Issuer:

SC Germany Vehicles 2013-1 UG (haftungsbeschränkt)

The Managing Directors
Grüneburgweg 58-62
60322 Frankfurt am Main
Germany
eMail frankfurt@intertrustgroup.com
fax +49 (0) 69 643 50 8925

Seller of the Receivables:

Santander Consumer Bank AG

Servicer Name:

Santander Consumer Bank AG

Reporting Entity:

Santander Consumer Bank AG

Capital Markets
Santander-Platz 1
41061 Mönchengladbach
Germany
eMail abs_ger@santander.de
fax +49 (0) 2161 690 7077

SPV-Administrator:

Intertrust (Deutschland) GmbH

Grüneburgweg 58-62
60322 Frankfurt am Main
Germany
eMail frankfurt@intertrustgroup.com
fax +49 (0) 69 643 50 8925

SC Germany Vehicles 2013-1 Monthly Investor Report

25. Santander Consumer Bank



Contact Details

Capital Markets

Peter René Müller +49-2161-690-7337
 Ralf Schüring +49-2161-690-5464
 Bastian Menges +49-2161-690-7085
 Stefan Zilligen +49-2161-690-6069
 Tobias Daners +49-2161-690-7410
 Ronja Dahmen +49-2161-690-9453
 Team ABS

peterrene.mueller@santander.de
ralf.schuering@santander.de
bastian.menges@santander.de
stefan.zilligen@santander.de
tobias.daners@santander.de
ronja.dahmen@santander.de
abs_ger@santander.de

Reporting Date	09.08.2017				
Payment Date	14.08.2017				
Period No	46				
Monthly Period	Aug 2017				
Interest Period	from	12.07.2017	to	14.08.2017	= 33 days
Collection Period	from	01.07.2017	to	31.07.2017	

Ratings Santander

Banco Santander S.A.

Santander Consumer Finance S.A.

Santander Consumer Bank AG

DBRS			S & P		
Long Term	Short Term	Outlook	Long Term	Short Term	Outlook
A	R-1L	STABLE	A-	A-2	STABLE
-	-	-	BBB+	A-2	STABLE
-	-	-	BBB+	A-2	STABLE

Ratings as of 31.07.2017, data source: Bloomberg