

SC Germany Vehicles 2015-1 Monthly Investor Report



SC Germany Vehicles 2015-1 Monthly Investor Report

Cover Sheet Monthly Investor Report



| | | | | |
|-------------------|------------|------------|----|----------------------|
| Reporting Date | 08.06.2018 | | | |
| Payment Date | 11.06.2018 | | | |
| Period No | 38 | | | |
| Monthly Period | Jun 2018 | | | |
| Interest Period | from | 11.05.2018 | to | 11.06.2018 = 31 days |
| Collection Period | from | 01.05.2018 | to | 31.05.2018 |

| Index | Page |
|--|--------------------|
| 1. Portfolio Information | 1 |
| 2. Reserve Accounts | 2 |
| 3. Delinquency Data | 3 |
| 4. Default Data | 4 |
| 5. Concentration Limits | 5 |
| 6. Outstanding Notes | 6 |
| 7. Original Principal Balance | 7 |
| 7.1 Original PB (Graph) | 8 |
| 8. Current Principal Balance | 9 |
| 8.1 Current PB (Graph) | 10 |
| 9. Borrower Concentration | 11 |
| 10. Geographical Distribution | 12 |
| 10.1 Geographical (Graph) | 13 |
| 11. Object/Vehicle Type | 14 |
| 12. Insurances | 15 |
| 13. Contract Type | 16 |
| 14. Payment Methods | 17 |
| 15. Downpayment | 18 |
| 16. Effective Interest Rate | 19 |
| 16.1 Effective Interest Rate (Graph) | 20 |
| 17. Seasoning | 21 |
| 17.1 Seasoning (Graph) | 22 |
| 18. Remaining Term | 23 |
| 18.1 Remaining Term (Graph) | 24 |
| 19. Original Term | 25 |
| 19.1 Original Term (Graph) | 26 |
| 20. Manufacturer Brands | 27 |
| 21. Priority of Payments + Transaction Costs | 28 |
| 22. Retention | 29 |
| 23. Counterparties | 30 |
| 24. Issuer Information | 31 |
| 25. Santander Consumer Bank | 33 |

**SC Germany Vehicles 2015-1
Monthly Investor Report**

1. Portfolio Information



| | | |
|------------------------|------------|-------------------------|
| Reporting Date | 08.06.2018 | |
| Payment Date | 11.06.2018 | |
| Period No | 38 | |
| Monthly Period | Jun 2018 | |
| Interest Period from | 11.05.2018 | to 11.06.2018 = 31 days |
| Collection Period from | 01.05.2018 | to 31.05.2018 |

| Outstanding Receivables | No. of Contracts | current period | previous period |
|--------------------------------------|------------------|--|--|
| | | Aggregate Outstanding Principal Amount | Aggregate Outstanding Principal Amount |
| Beginning of Period | 63.172 | 671.834.740,88 € | 699.999.998,53 € |
| Scheduled Principal Payments | | 20.098.261,70 € | |
| Prepayment Principal | | 6.414.418,90 € | |
| Others | | 347.022,00 € | |
| Total Principal Collections | | 26.859.702,60 € | 27.765.916,14 € |
| Total Interest Collections | | 2.759.648,31 € | 2.922.881,52 € |
| Defaults | | 436.055,58 € | 399.341,51 € |
| Replenishment | | - € | - € |
| End of Period | 61.393 | 644.538.982,70 € | 671.834.740,88 € |
| Purchase Shortfall Account | | 56,15 € | 39,17 € |
| Total Assets (End of Period) | | 644.539.038,85 € | 671.834.780,05 € |
| Current Prepayment Rate (annualised) | | 10,9% | |

SC Germany Vehicles 2015-1 Monthly Investor Report

2. Reserve Accounts



| | | | | |
|------------------------|------------|----|------------|-----------|
| Reporting Date | 08.06.2018 | | | |
| Payment Date | 11.06.2018 | | | |
| Period No | 38 | | | |
| Monthly Period | Jun 2018 | | | |
| Interest Period from | 11.05.2018 | to | 11.06.2018 | = 31 days |
| Collection Period from | 01.05.2018 | to | 31.05.2018 | |

Note Balance

| | |
|---------------------|------------------|
| Beginning of Period | 671.834.780,05 € |
| End of Period | 644.539.038,85 € |

Reserve Accounts

| Reserve Account | in % | | Trigger Event y/n |
|--|-------|----------------|-------------------|
| Beginning of Period | 1,04% | 7.000.000,00 € | |
| Cash Outflow | | - € | |
| Cash Inflow | | - € | |
| End of Period | 1,09% | 7.000.000,00 € | |
| Required Reserve Fund | 1,09% | 7.000.000,00 € | |
| Commingling Reserve | | | |
| | in % | | no |
| Beginning of Period | | n/a | |
| Cash Outflow | | n/a | |
| Cash Inflow | | n/a | |
| End of Period | | n/a | |
| Required Commingling Reserve Fund | | n/a | |
| Set-Off Reserve | | | |
| | in % | | no |
| Beginning of Period | | n/a | |
| Cash Outflow | | n/a | |
| Cash Inflow | | n/a | |
| End of Period | | n/a | |
| Required Set-Off Reserve Fund | | n/a | |
| Current Set-Off Amount | | n/a | |
| Set-Off Amount (per Loan) | | n/a | |
| Set-Off Amount (in % of Outstanding Balance) | | n/a | |

SC Germany Vehicles 2015-1 Monthly Investor Report

3. Delinquency Data



| | | | | | |
|-------------------|------------|------------|----|------------|-----------|
| Reporting Date | 08.06.2018 | | | | |
| Payment Date | 11.06.2018 | | | | |
| Period No | 38 | | | | |
| Monthly Period | Jun 2018 | | | | |
| Interest Period | from | 11.05.2018 | to | 11.06.2018 | = 31 days |
| Collection Period | from | 01.05.2018 | to | 31.05.2018 | |

Note Balance

| | |
|---------------------|------------------|
| Beginning of Period | 671.834.780,05 € |
| End of Period | 644.539.038,85 € |

Delinquency Data and Ratios

| | 3-MRA* / current ratio | Amount at risk | Overdue amount | Number of Loans |
|--|---------------------------|----------------|----------------|--------------------|
| 3-MRA* 1- 30 days past due | 0,38% | | | |
| 1- 30 days past due period before previous period | | 2.398.274,68 € | 299.325,94 € | 218 |
| 1- 30 days past due previous period | | 2.688.246,55 € | 311.425,27 € | 228 |
| 1- 30 days past due current period | 0,39% | 2.612.311,37 € | 360.246,17 € | 247 |
| 3-MRA* 31- 60 days past due | 0,39% | | | |
| 31- 60 days past due period before previous period | | 2.628.618,16 € | 225.343,96 € | 244 |
| 31- 60 days past due previous period | | 2.788.356,08 € | 203.304,38 € | 251 |
| 31- 60 days past due current period | 0,36% | 2.439.543,62 € | 155.034,70 € | 216 |
| 3-MRA* 61-90 days past due | 0,16% | | | |
| 61- 90 days past due period before previous period | | 973.086,34 € | 109.411,21 € | 93 |
| 61- 90 days past due previous period | | 1.030.363,22 € | 167.009,14 € | 84 |
| 61- 90 days past due current period | 0,19% | 1.269.526,30 € | 120.639,46 € | 106 |
| 3-MRA* 91-120 days past due | 0,11% | | | |
| 91- 120 days past due period before previous period | | 641.249,93 € | 58.134,34 € | 52 |
| 91- 120 days past due previous period | | 794.722,33 € | 108.571,16 € | 70 |
| 91- 120 days past due current period | 0,12% | 835.201,76 € | 146.209,18 € | 72 |
| 3-MRA* 121-150 days past due | 0,05% | | | |
| 121- 150 days past due period before previous period | | 427.110,67 € | 69.726,74 € | 37 |
| 121- 150 days past due previous period | | 213.622,60 € | 26.754,16 € | 20 |
| 121- 150 days past due current period | 0,06% | 394.519,13 € | 63.906,13 € | 32 |
| 3-MRA* 151-180 days past due | 0,07% | | | |
| 151- 180 days past due period before previous period | | 420.282,76 € | 65.165,90 € | 29 |
| 151- 180 days past due previous period | | 500.087,46 € | 75.447,06 € | 38 |
| 151- 180 days past due current period | 0,06% | 419.233,95 € | 66.325,19 € | 34 |

* 3-MRA stands for three months rolling average

**SC Germany Vehicles 2015-1
Monthly Investor Report**

4. Default Data



| | | | | | |
|-------------------|------------|------------|----|------------|-----------|
| Reporting Date | 08.06.2018 | | | | |
| Payment Date | 11.06.2018 | | | | |
| Period No | 38 | | | | |
| Monthly Period | Jun 2018 | | | | |
| Interest Period | from | 11.05.2018 | to | 11.06.2018 | = 31 days |
| Collection Period | from | 01.05.2018 | to | 31.05.2018 | |

Note Balance

| | |
|---------------------|------------------|
| Beginning of Period | 671.834.780,05 € |
| End of Period | 644.539.038,85 € |

Default Data and Ratios

Current Default

| | Amount | Number of Loans |
|-----------------------------------|--------------|-----------------|
| Current Period Gross Default | 436.055,58 € | |
| Current Period Recoveries | 60.241,24 € | |
| Current Period Net Default | 375.814,34 € | |
| New Number of Defaulted Contracts | | 44 |

Cumulative Default

| | | |
|-------------------------------------|----------------|-------|
| Cumulative Gross Default | 8.956.848,22 € | |
| Cumulative Recoveries | 1.002.874,65 € | |
| Cumulative Net Default | 7.953.973,57 € | |
| Total Number of Defaulted Contracts | | 1.068 |

**3-MRA* /
current ratio** **Ratio**

3-MRA* Annualised Net Default Ratio (New Default)

| | | |
|---|-------|-------|
| Annualised Loss Ratio period before previous period | 0,58% | 0,43% |
| Annualised Loss Ratio previous period | | 0,62% |
| Annualised Loss Ratio current period | 0,70% | 0,70% |

Principal Deficiency

| | | Trigger Event y/n |
|--|----------------|-------------------|
| Principal Deficiency period before previous period | - € | no |
| Principal Deficiency previous period | - € | |
| Principal Deficiency current period | - € | |
| PDL Trigger | 2.500.000,00 € | |

Repurchased Assets

| | |
|---|-----|
| Current Repurchased Asset Amount through breach of warranty or voluntary buyback | - € |
| Cumulative Repurchased Asset Amount through breach of warranty or voluntary buyback | - € |

* 3-MRA stands for three months rolling average

**SC Germany Vehicles 2015-1
Monthly Investor Report**

5. Concentration Limits



| | | | | | |
|-------------------|------------|------------|----|------------|-----------|
| Reporting Date | 08.06.2018 | | | | |
| Payment Date | 11.06.2018 | | | | |
| Period No | 38 | | | | |
| Monthly Period | Jun 2018 | | | | |
| Interest Period | from | 11.05.2018 | to | 11.06.2018 | = 31 days |
| Collection Period | from | 01.05.2018 | to | 31.05.2018 | |

Current Transaction Status

Amortizing

| Portfolio Concentrations | Minimum-Trigger | Maximum-Trigger | Current Value | Trigger Breach |
|---|-----------------|------------------------|----------------------|-----------------------|
| New Vehicles (applicable for Replenishment Portfolio) | 47,00% | - | - | - |
| Average Yield (applicable for Total Portfolio) | 4,25% | - | - | - |
| Contracts with Balloon Rates (applicable for Total Portfolio) | - | 45,00% | - | - |
| Remaining Term (applicable for Total Portfolio) | - | 55,00 | - | - |
| Online Business (applicable for Total Portfolio) | - | 10,00% | - | - |
| Early Amortisation Events | | Maximum-Trigger | Current Value | Trigger Breach |
| Cumulative Loss Ratio | | | | |
| - prior to or on 31 March 2016 | | 0,75% | - | - |
| - prior to or on 31 March 2017 | | 1,50% | - | - |
| - prior to or on 31 March 2018 | | 2,25% | - | - |
| Purchase Shortfall Event | | | | |
| Period before previous period | | | - | - |
| Previous period | | | - | - |
| Current period | | | - | - |
| Principal Deficiency Event | | | - | - |
| Restructured Loans Ratio | | 8,00% | - | - |
| Total Sold Receivables | | | | |
| | | 1.602.286.249,80 € | | |

**SC Germany Vehicles 2015-1
Monthly Investor Report**

6. Outstanding Notes



| | | | | |
|------------------------|------------|----|------------|-----------|
| Reporting Date | 08.06.2018 | | | |
| Payment Date | 11.06.2018 | | | |
| Period No | 38 | | | |
| Monthly Period | Jun 2018 | | | |
| Interest Period from | 11.05.2018 | to | 11.06.2018 | = 31 days |
| Collection Period from | 01.05.2018 | to | 31.05.2018 | |

| 1. Note Balance | All notes | Class A | Class B |
|---|------------------|---------------------|---------------------|
| General Note Information | | | |
| ISIN Code | | XS1217133815 | XS1217140356 |
| Currency | | EUR | EUR |
| Initial Tranching | in % | 90,5% | 9,5% |
| Legal Maturity | | Nov 2030 | Nov 2030 |
| Expected Maturity | | Sep 2021 | Sep 2021 |
| Original Rating (Fitch / S&P) | | Asf / A (sf) | NR / NR |
| Current Rating (Fitch / S&P)* | | Asf / A (sf) | NR / NR |
| Initial Notes Aggregate Principal Outstanding Balance | 700.000.000,00 € | 633.500.000,00 € | 66.500.000,00 € |
| Initial Nominal per Note | | 100.000,00 € | 100.000,00 € |
| Initial Number of Notes per Class | | 6.335 | 665 |
| Current Note Information | | | |
| Class Principal Outstanding Balance Beginning of Period | 671.834.780,05 € | 605.334.780,05 € | 66.500.000,00 € |
| Available Distribution Amount | 36.679.631,32 € | | |
| Replenishment | 0,00 € | | |
| Amortisation | 27.295.741,20 € | | |
| Redemption per Class | 27.295.741,20 € | 27.295.741,20 € | 0,00 € |
| Redemption per Note | | 4.308,72 € | 0,00 € |
| Class Principal Outstanding Balance End of Period | 644.539.038,85 € | 578.039.038,85 € | 66.500.000,00 € |
| Current Tranching | | 89,7% | 10,3% |
| Current Pool Factor | | 0,91 | 1,00 |
| 2. Payments to Investors per Note | | | |
| Interest Rate Basis: Fixed | | 0,978% | 2,167% |
| DayCount Convention | | act/360 | act/360 |
| Interest Days | 31 | | |
| Principal Outstanding per Note Beginning of Period | | 95.554,03 € | 100.000,00 € |
| > Principal Repayment per Note | | 4.308,72 € | 0,00 € |
| Principal Outstanding per Note End of Period | | 91.245,31 € | 100.000,00 € |
| > Interest accrued for the period | | 509.777,45 € | 124.089,00 € |
| Interest Payment | | 509.777,45 € | 124.089,00 € |
| Interest Payment per Note | | 80,47 € | 186,60 € |
| 3. Credit Enhancements | | | |
| Initial total CE (Subordination, Reserve) | | 10,50% | 1,00% |
| Current CE (incl. Excess Spread) | | 14,58% | 4,26% |
| Current CE (excl. Excess Spread) | | 11,40% | 1,09% |

* Last rating action as of 23.04.2015

**SC Germany Vehicles 2015-1
Monthly Investor Report**

7. Original Principal Balance



| | | |
|-------------------|-----------------|---------------|
| Reporting Date | 08.06.2018 | |
| Payment Date | 11.06.2018 | |
| Period No | 38 | |
| Monthly Period | Jun 2018 | |
| Interest Period | from 11.05.2018 | to 11.06.2018 |
| Collection Period | from 01.05.2018 | to 31.05.2018 |
| | = 31 days | |

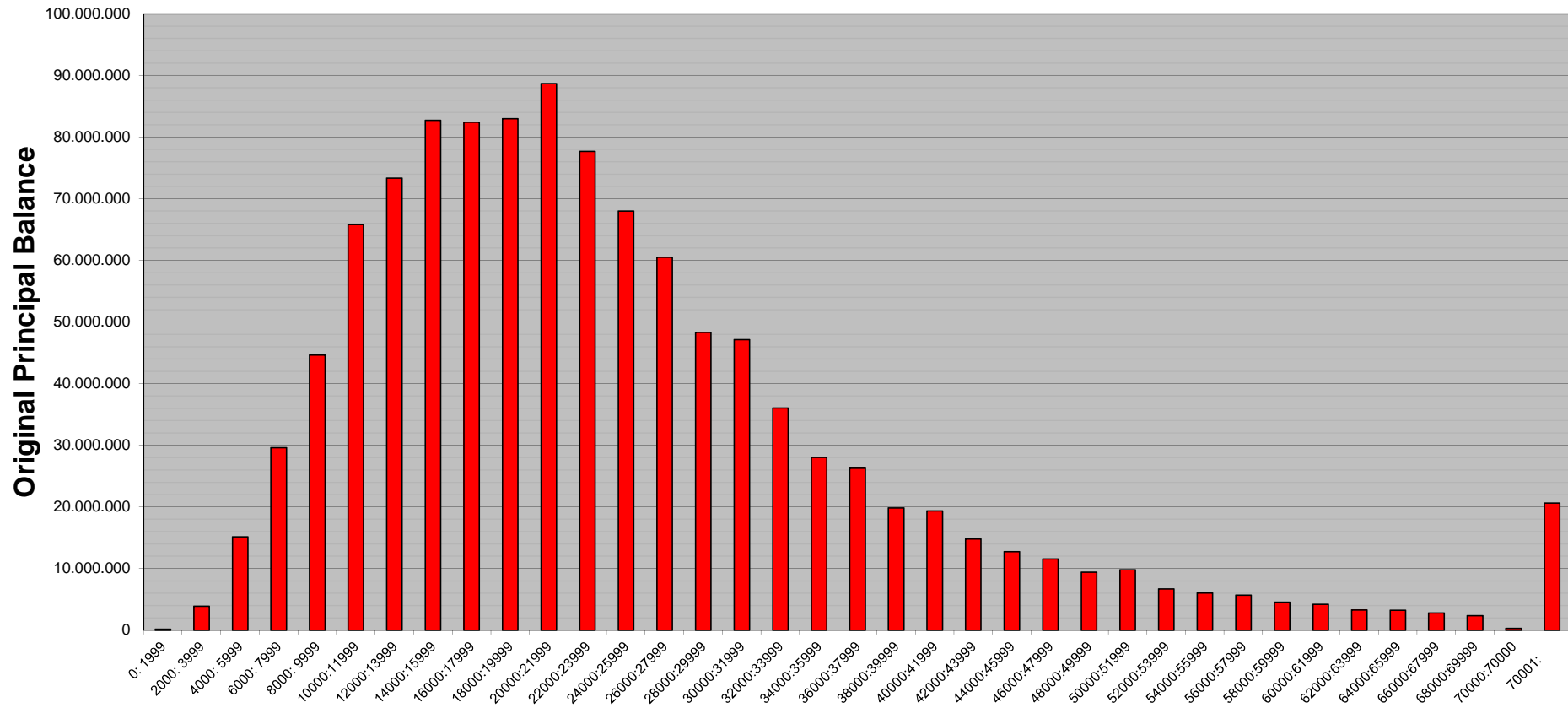
| Original Principal Balance (Ranges in EUR) | Original Principal Balance in EUR | Percentage of Total Balance | Number of Loans | Percentage of Total Loans |
|---|--------------------------------------|--------------------------------|-----------------|------------------------------|
| 0: 1999 | 153.474,51 | 0,01% | 98 | 0,16% |
| 2000: 3999 | 3.897.250,04 | 0,35% | 1.219 | 1,99% |
| 4000: 5999 | 15.144.282,59 | 1,35% | 2.990 | 4,87% |
| 6000: 7999 | 29.597.472,74 | 2,65% | 4.211 | 6,86% |
| 8000: 9999 | 44.629.483,28 | 3,99% | 4.955 | 8,07% |
| 10000:11999 | 65.797.349,36 | 5,88% | 6.027 | 9,82% |
| 12000:13999 | 73.334.999,88 | 6,56% | 5.643 | 9,19% |
| 14000:15999 | 82.705.897,99 | 7,39% | 5.508 | 8,97% |
| 16000:17999 | 82.407.708,91 | 7,37% | 4.855 | 7,91% |
| 18000:19999 | 82.963.902,74 | 7,42% | 4.366 | 7,11% |
| 20000:21999 | 88.695.162,09 | 7,93% | 4.238 | 6,90% |
| 22000:23999 | 77.689.991,80 | 6,95% | 3.385 | 5,51% |
| 24000:25999 | 68.011.716,42 | 6,08% | 2.723 | 4,44% |
| 26000:27999 | 60.501.607,36 | 5,41% | 2.245 | 3,66% |
| 28000:29999 | 48.303.294,73 | 4,32% | 1.666 | 2,71% |
| 30000:31999 | 47.126.012,99 | 4,21% | 1.522 | 2,48% |
| 32000:33999 | 36.031.334,22 | 3,22% | 1.093 | 1,78% |
| 34000:35999 | 28.042.623,73 | 2,51% | 802 | 1,31% |
| 36000:37999 | 26.270.594,33 | 2,35% | 712 | 1,16% |
| 38000:39999 | 19.828.329,77 | 1,77% | 509 | 0,83% |
| 40000:41999 | 19.363.994,63 | 1,73% | 474 | 0,77% |
| 42000:43999 | 14.810.794,24 | 1,32% | 345 | 0,56% |
| 44000:45999 | 12.733.086,86 | 1,14% | 283 | 0,46% |
| 46000:47999 | 11.556.953,43 | 1,03% | 246 | 0,40% |
| 48000:49999 | 9.390.577,14 | 0,84% | 192 | 0,31% |
| 50000:51999 | 9.821.729,41 | 0,88% | 193 | 0,31% |
| 52000:53999 | 6.712.756,90 | 0,60% | 127 | 0,21% |
| 54000:55999 | 6.047.898,59 | 0,54% | 110 | 0,18% |
| 56000:57999 | 5.694.421,10 | 0,51% | 100 | 0,16% |
| 58000:59999 | 4.544.897,15 | 0,41% | 77 | 0,13% |
| 60000:61999 | 4.198.415,92 | 0,38% | 69 | 0,11% |
| 62000:63999 | 3.270.470,45 | 0,29% | 52 | 0,08% |
| 64000:65999 | 3.250.057,86 | 0,29% | 50 | 0,08% |
| 66000:67999 | 2.811.293,83 | 0,25% | 42 | 0,07% |
| 68000:69999 | 2.349.120,89 | 0,21% | 34 | 0,06% |
| 70000:70000 | 280.000,00 | 0,03% | 4 | 0,01% |
| 70001: | 20.622.751,93 | 1,84% | 228 | 0,37% |
| Total | 1.118.591.709,81 | 100,00% | 61.393 | 100,00% |

| Statistics in EUR | |
|-------------------|-----------|
| Average Amount | 18.220,18 |

**SC Germany Vehicles 2015-1
Monthly Investor Report**

7.1 Original PB (Graph)

| | | |
|-------------------|-----------------|-------------------------|
| Reporting Date | 08.06.2018 | |
| Payment Date | 11.06.2018 | |
| Period No | 38 | |
| Monthly Period | Jun 2018 | |
| Interest Period | from 11.05.2018 | to 11.06.2018 = 31 days |
| Collection Period | from 01.05.2018 | to 31.05.2018 |



**SC Germany Vehicles 2015-1
Monthly Investor Report**

8. Current Principal Balance



| | | | | | |
|-------------------|------------|------------|----|------------|-----------|
| Reporting Date | 08.06.2018 | | | | |
| Payment Date | 11.06.2018 | | | | |
| Period No | 38 | | | | |
| Monthly Period | Jun 2018 | | | | |
| Interest Period | from | 11.05.2018 | to | 11.06.2018 | = 31 days |
| Collection Period | from | 01.05.2018 | to | 31.05.2018 | |

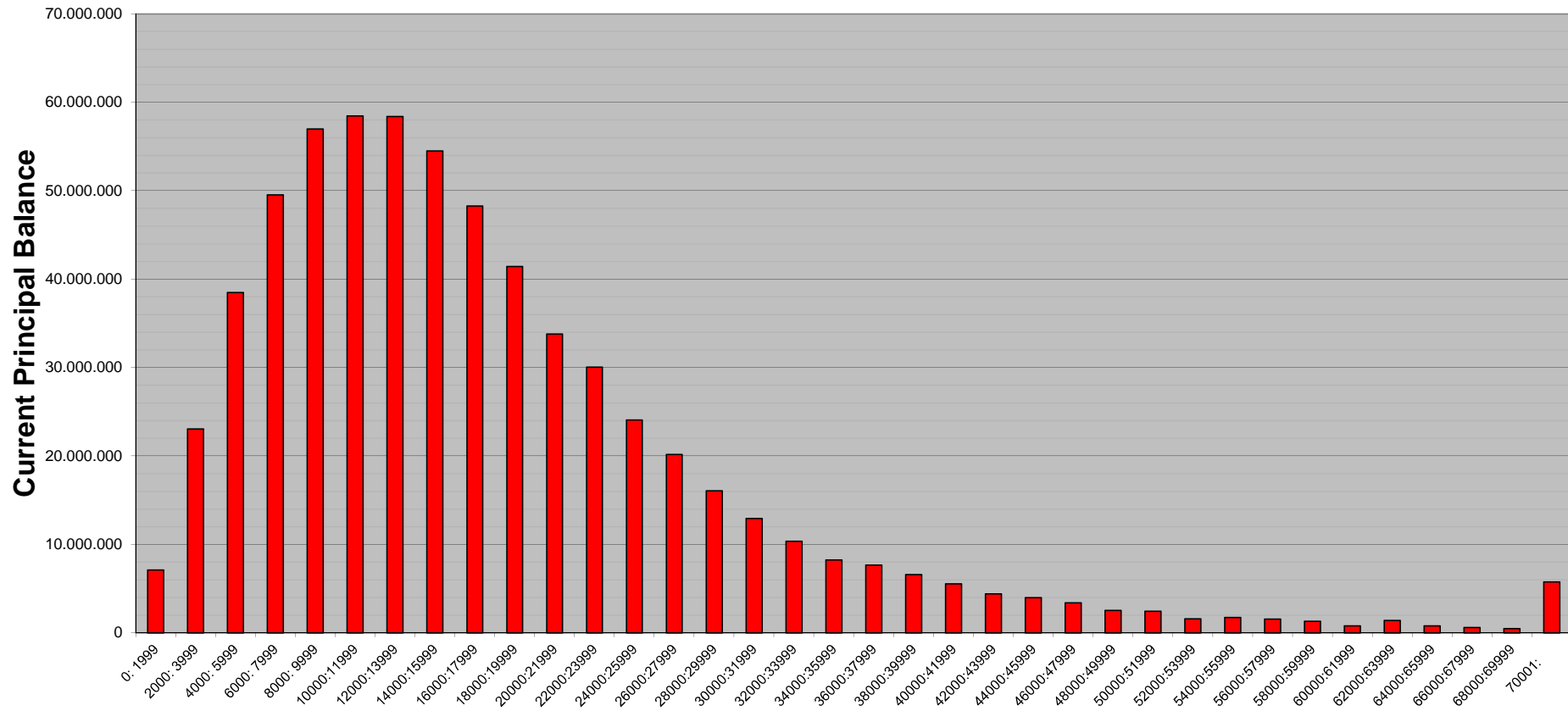
| Current Principal Balance (Ranges in EUR) | Current Principal Balance in EUR | Percentage of Total Balance | Number of Loans | Percentage of Total Loans |
|--|-------------------------------------|--------------------------------|-----------------|------------------------------|
| 0: 1999 | 7.124.274,02 | 1,11% | 6.760 | 11,01% |
| 2000: 3999 | 23.046.624,25 | 3,58% | 7.696 | 12,54% |
| 4000: 5999 | 38.499.809,22 | 5,97% | 7.705 | 12,55% |
| 6000: 7999 | 49.533.472,45 | 7,69% | 7.088 | 11,55% |
| 8000: 9999 | 56.990.940,09 | 8,84% | 6.361 | 10,36% |
| 10000:11999 | 58.464.597,35 | 9,07% | 5.333 | 8,69% |
| 12000:13999 | 58.401.345,92 | 9,06% | 4.503 | 7,33% |
| 14000:15999 | 54.502.277,71 | 8,46% | 3.640 | 5,93% |
| 16000:17999 | 48.285.485,81 | 7,49% | 2.849 | 4,64% |
| 18000:19999 | 41.433.979,36 | 6,43% | 2.186 | 3,56% |
| 20000:21999 | 33.787.680,38 | 5,24% | 1.613 | 2,63% |
| 22000:23999 | 30.056.257,63 | 4,66% | 1.310 | 2,13% |
| 24000:25999 | 24.070.361,58 | 3,73% | 964 | 1,57% |
| 26000:27999 | 20.181.991,46 | 3,13% | 748 | 1,22% |
| 28000:29999 | 16.071.365,07 | 2,49% | 555 | 0,90% |
| 30000:31999 | 12.927.013,31 | 2,01% | 418 | 0,68% |
| 32000:33999 | 10.367.055,46 | 1,61% | 315 | 0,51% |
| 34000:35999 | 8.254.119,09 | 1,28% | 236 | 0,38% |
| 36000:37999 | 7.653.287,09 | 1,19% | 207 | 0,34% |
| 38000:39999 | 6.577.076,11 | 1,02% | 169 | 0,28% |
| 40000:41999 | 5.531.503,45 | 0,86% | 135 | 0,22% |
| 42000:43999 | 4.424.097,28 | 0,69% | 103 | 0,17% |
| 44000:45999 | 3.993.688,79 | 0,62% | 89 | 0,14% |
| 46000:47999 | 3.384.614,44 | 0,53% | 72 | 0,12% |
| 48000:49999 | 2.547.759,51 | 0,40% | 52 | 0,08% |
| 50000:51999 | 2.448.555,81 | 0,38% | 48 | 0,08% |
| 52000:53999 | 1.584.061,61 | 0,25% | 30 | 0,05% |
| 54000:55999 | 1.756.488,98 | 0,27% | 32 | 0,05% |
| 56000:57999 | 1.542.476,63 | 0,24% | 27 | 0,04% |
| 58000:59999 | 1.299.143,63 | 0,20% | 22 | 0,04% |
| 60000:61999 | 788.042,08 | 0,12% | 13 | 0,02% |
| 62000:63999 | 1.390.175,45 | 0,22% | 22 | 0,04% |
| 64000:65999 | 776.011,98 | 0,12% | 12 | 0,02% |
| 66000:67999 | 602.420,09 | 0,09% | 9 | 0,01% |
| 68000:69999 | 484.683,33 | 0,08% | 7 | 0,01% |
| 70001: | 5.756.246,28 | 0,89% | 64 | 0,10% |
| Total | 644.538.982,70 | 100,00% | 61.393 | 100,00% |

| Statistics in EUR | |
|-------------------|-----------|
| Average Amount | 10.498,57 |

**SC Germany Vehicles 2015-1
Monthly Investor Report**

8.1 Current PB (Graph)

| | | |
|-------------------|-----------------|-------------------------|
| Reporting Date | 08.06.2018 | |
| Payment Date | 11.06.2018 | |
| Period No | 38 | |
| Monthly Period | Jun 2018 | |
| Interest Period | from 11.05.2018 | to 11.06.2018 = 31 days |
| Collection Period | from 01.05.2018 | to 31.05.2018 |



**SC Germany Vehicles 2015-1
Monthly Investor Report**

9. Borrower Concentration



| | | |
|-------------------|-----------------|-------------------------|
| Reporting Date | 08.06.2018 | |
| Payment Date | 11.06.2018 | |
| Period No | 38 | |
| Monthly Period | Jun 2018 | |
| Interest Period | from 11.05.2018 | to 11.06.2018 = 31 days |
| Collection Period | from 01.05.2018 | to 31.05.2018 |

| No | Current Principal Balance in EUR | Percentage of Balance | Number of Loans |
|--------------|-------------------------------------|--------------------------|-----------------|
| 1 | 169.464,00 | 0,0263% | 2 |
| 2 | 156.977,61 | 0,0244% | 1 |
| 3 | 136.566,54 | 0,0212% | 1 |
| 4 | 132.311,07 | 0,0205% | 1 |
| 5 | 128.288,11 | 0,0199% | 2 |
| 6 | 121.759,73 | 0,0189% | 1 |
| 7 | 118.503,15 | 0,0184% | 1 |
| 8 | 116.396,36 | 0,0181% | 1 |
| 9 | 114.083,74 | 0,0177% | 1 |
| 10 | 112.765,23 | 0,0175% | 1 |
| 11 | 111.218,00 | 0,0173% | 1 |
| 12 | 109.497,62 | 0,0170% | 1 |
| 13 | 108.812,76 | 0,0169% | 1 |
| 14 | 105.600,64 | 0,0164% | 4 |
| 15 | 105.331,35 | 0,0163% | 6 |
| 16 | 102.462,95 | 0,0159% | 1 |
| 17 | 100.438,50 | 0,0156% | 1 |
| 18 | 99.705,76 | 0,0155% | 3 |
| 19 | 99.296,57 | 0,0154% | 2 |
| 20 | 99.137,86 | 0,0154% | 1 |
| 21 | 98.468,39 | 0,0153% | 8 |
| 22 | 98.077,36 | 0,0152% | 1 |
| 23 | 97.429,58 | 0,0151% | 2 |
| 24 | 97.077,75 | 0,0151% | 5 |
| 25 | 96.914,96 | 0,0150% | 1 |
| Total | 2.836.585,59 | 0,4401% | 50 |

**SC Germany Vehicles 2015-1
Monthly Investor Report**

10. Geographical Distribution



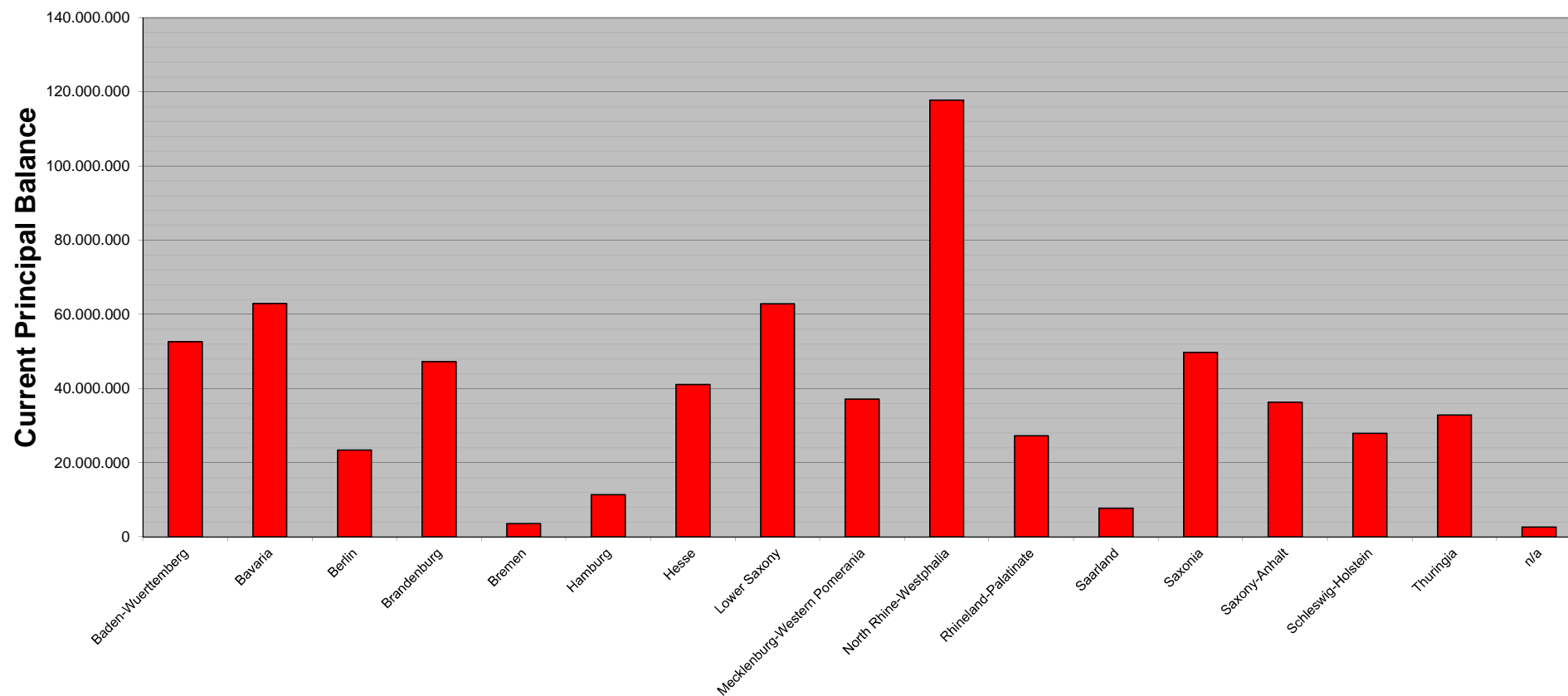
| | | |
|-------------------|-----------------|-------------------------|
| Reporting Date | 08.06.2018 | |
| Payment Date | 11.06.2018 | |
| Period No | 38 | |
| Monthly Period | Jun 2018 | |
| Interest Period | from 11.05.2018 | to 11.06.2018 = 31 days |
| Collection Period | from 01.05.2018 | to 31.05.2018 |

| <i>State</i> | <i>Current Principal Balance in EUR</i> | <i>Percentage of Total Balance</i> | <i>Number of Loans</i> | <i>Percentage of Total Loans</i> |
|------------------------|---|--|------------------------|--------------------------------------|
| Baden-Wuerttemberg | 52.631.858,89 | 8,17% | 4.730 | 7,70% |
| Bavaria | 62.962.068,30 | 9,77% | 5.798 | 9,44% |
| Berlin | 23.394.722,38 | 3,63% | 2.371 | 3,86% |
| Brandenburg | 47.260.966,54 | 7,33% | 4.561 | 7,43% |
| Bremen | 3.592.655,07 | 0,56% | 342 | 0,56% |
| Hamburg | 11.366.908,06 | 1,76% | 996 | 1,62% |
| Hesse | 41.083.686,54 | 6,37% | 3.978 | 6,48% |
| Lower Saxony | 62.854.083,69 | 9,75% | 5.901 | 9,61% |
| Mecklenburg-Western | 37.133.167,74 | 5,76% | 3.377 | 5,50% |
| North Rhine-Westphalia | 117.774.989,43 | 18,27% | 11.318 | 18,44% |
| Rhineland-Palatinate | 27.296.950,68 | 4,24% | 2.558 | 4,17% |
| Saarland | 7.755.283,52 | 1,20% | 686 | 1,12% |
| Saxonia | 49.768.632,00 | 7,72% | 5.136 | 8,37% |
| Saxony-Anhalt | 36.268.873,02 | 5,63% | 3.611 | 5,88% |
| Schleswig-Holstein | 27.939.629,03 | 4,33% | 2.590 | 4,22% |
| Thuringia | 32.835.129,61 | 5,09% | 3.193 | 5,20% |
| n/a | 2.619.378,20 | 0,41% | 247 | 0,40% |
| Total | 644.538.982,70 | 100,00% | 61.393 | 100,00% |

**SC Germany Vehicles 2015-1
Monthly Investor Report**

10.1 Geographical Distribution (Graph)

| | | |
|-------------------|-----------------|-------------------------|
| Reporting Date | 08.06.2018 | |
| Payment Date | 11.06.2018 | |
| Period No | 38 | |
| Monthly Period | Jun 2018 | |
| Interest Period | from 11.05.2018 | to 11.06.2018 = 31 days |
| Collection Period | from 01.05.2018 | to 31.05.2018 |



**SC Germany Vehicles 2015-1
Monthly Investor Report**

11. Object/Vehicle Type



| | | | | | |
|-------------------|------|------------|------------|------------|-----------|
| Reporting Date | | | 08.06.2018 | | |
| Payment Date | | | 11.06.2018 | | |
| Period No | | | 38 | | |
| Monthly Period | | | Jun 2018 | | |
| Interest Period | from | 11.05.2018 | to | 11.06.2018 | = 31 days |
| Collection Period | from | 01.05.2018 | to | 31.05.2018 | |

| <i>Vehicle Type</i> | <i>Current Principal Balance in EUR</i> | <i>Percentage of Total Balance</i> | <i>Number of Loans</i> | <i>Percentage of Total Loans</i> |
|---------------------|---|--|------------------------|--------------------------------------|
| New Vehicle | 317.544.429,68 | 49,27% | 26.502 | 43,17% |
| Used Vehicle | 326.994.553,02 | 50,73% | 34.891 | 56,83% |
| Total | 644.538.982,70 | 100,00% | 61.393 | 100,00% |

| <i>Object Type</i> | <i>Current Principal Balance in EUR</i> | <i>Percentage of Total Balance</i> | <i>Number of Loans</i> | <i>Percentage of Total Loans</i> |
|--------------------|---|--|------------------------|--------------------------------------|
| Car | 602.910.448,81 | 93,54% | 57.389 | 93,48% |
| Leisure | 30.041.498,95 | 4,66% | 1.536 | 2,50% |
| Motorbike | 11.587.034,94 | 1,80% | 2468 | 4,02% |
| Total | 644.538.982,70 | 100,00% | 61.393 | 100,00% |

**SC Germany Vehicles 2015-1
Monthly Investor Report**

12. Insurances



| | | |
|-------------------|-----------------|-------------------------|
| Reporting Date | 08.06.2018 | |
| Payment Date | 11.06.2018 | |
| Period No | 38 | |
| Monthly Period | Jun 2018 | |
| Interest Period | from 11.05.2018 | to 11.06.2018 = 31 days |
| Collection Period | from 01.05.2018 | to 31.05.2018 |

| <i>Payment Protection Insurance</i> | <i>Current Principal Balance in EUR</i> | <i>Percentage of Total Balance</i> | <i>Number of Loans</i> | <i>Percentage of Total Loans</i> |
|-------------------------------------|---|------------------------------------|------------------------|----------------------------------|
| No | 360.752.693,51 | 55,97% | 32.819 | 53,46% |
| Yes | 283.786.289,19 | 44,03% | 28.574 | 46,54% |
| Total | 644.538.982,70 | 100,00% | 61.393 | 100,00% |

| <i>Gap Insurance (Santander Safe)</i> | <i>Current Principal Balance in EUR</i> | <i>Percentage of Total Balance</i> | <i>Number of Loans</i> | <i>Percentage of Total Loans</i> |
|---------------------------------------|---|------------------------------------|------------------------|----------------------------------|
| No | 484.389.054,21 | 75,15% | 47.474 | 77,33% |
| Yes | 160.149.928,49 | 24,85% | 13.919 | 22,67% |
| Total | 644.538.982,70 | 100,00% | 61.393 | 100,00% |

| <i>Repair Cost Insurance (Santander AutoCare)</i> | <i>Current Principal Balance in EUR</i> | <i>Percentage of Total Balance</i> | <i>Number of Loans</i> | <i>Percentage of Total Loans</i> |
|---|---|------------------------------------|------------------------|----------------------------------|
| No | 600.308.441,80 | 93,14% | 56.923 | 92,72% |
| Yes | 44.230.540,90 | 6,86% | 4.470 | 7,28% |
| Total | 644.538.982,70 | 100,00% | 61.393 | 100,00% |

**SC Germany Vehicles 2015-1
Monthly Investor Report**

13. Type of Contract



| | | | | | |
|-------------------|------|------------|------------|------------|-----------|
| Reporting Date | | | 08.06.2018 | | |
| Payment Date | | | 11.06.2018 | | |
| Period No | | | 38 | | |
| Monthly Period | | | Jun 2018 | | |
| Interest Period | from | 11.05.2018 | to | 11.06.2018 | = 31 days |
| Collection Period | from | 01.05.2018 | to | 31.05.2018 | |

| <i>Contracts w/Balloon Payments</i> | <i>Current Principal Balance in EUR</i> | <i>Percentage of Total Balance</i> | <i>Number of Loans</i> | <i>Percentage of Total Loans</i> |
|-------------------------------------|---|--|------------------------|--------------------------------------|
| No | 456.986.082,51 | 70,90% | 48.824 | 79,53% |
| Yes | 187.552.900,19 | 29,10% | 12.569 | 20,47% |
| - of which balloon rates | 127.007.249,85 | 19,71% | | |
| - of which regular installments | 60.545.650,34 | 9,39% | | |
| Total | 644.538.982,70 | 100,00% | 61.393 | 100,00% |

| <i>Balloon Loans - Original Term in months</i> | <i>Balloon Rates in EUR</i> | <i>Balloon Rates in % of Total Balloon Rates</i> | <i>Number of Balloon Loans</i> | <i>Percentage of Total Balloon Loans</i> |
|--|---------------------------------|--|------------------------------------|--|
| 0:12 | 1.369,59 | 0,00% | 1 | 0,01% |
| 13:25 | 1.050.008,60 | 0,83% | 114 | 0,91% |
| 26:38 | 14.888.548,74 | 11,72% | 1.349 | 10,73% |
| 39:51 | 49.566.758,02 | 39,03% | 4.697 | 37,37% |
| 52:64 | 61.259.969,17 | 48,23% | 6.396 | 50,89% |
| 65:72 | 135.660,11 | 0,11% | 6 | 0,05% |
| 73: | 104.935,62 | 0,08% | 6 | 0,05% |
| Total | 127.007.249,85 | 100,00% | 12.569 | 100,00% |

| <i>Balloon Loans - Remaining Term in months</i> | <i>Balloon Rates in EUR</i> | <i>Balloon Rates in % of Total Balloon Rates</i> | <i>Number of Balloon Loans</i> | <i>Percentage of Total Balloon Loans</i> |
|---|---------------------------------|--|------------------------------------|--|
| 0:12 | 44.012.130,18 | 34,65% | 4.538 | 36,10% |
| 13:25 | 47.924.176,33 | 37,73% | 4.682 | 37,25% |
| 26:38 | 29.647.943,01 | 23,34% | 2.809 | 22,35% |
| 39:51 | 5.379.862,73 | 4,24% | 537 | 4,27% |
| 52:64 | 43.137,60 | 0,03% | 3 | 0,02% |
| Total | 127.007.249,85 | 100,00% | 12.569 | 100,00% |

**SC Germany Vehicles 2015-1
Monthly Investor Report**

14. Payment Methods



| | | | | | | |
|-------------------|------|------------|------------|------------|---|---------|
| Reporting Date | | | 08.06.2018 | | | |
| Payment Date | | | 11.06.2018 | | | |
| Period No | | | 38 | | | |
| Monthly Period | | | Jun 2018 | | | |
| Interest Period | from | 11.05.2018 | to | 11.06.2018 | = | 31 days |
| Collection Period | from | 01.05.2018 | to | 31.05.2018 | | |

| <i>Payment Method</i> | <i>Current Principal Balance in EUR</i> | <i>Percentage of Total Balance</i> | <i>Number of Loans</i> | <i>Percentage of Total Loans</i> |
|-----------------------|---|------------------------------------|------------------------|----------------------------------|
| Direct Debit | 633.424.783,94 | 98,28% | 60.231 | 98,11% |
| Other | 11.114.198,76 | 1,72% | 1.162 | 1,89% |
| Total | 644.538.982,70 | 100,00% | 61.393 | 100,00% |

| <i>Cycle of Payment</i> | <i>Current Principal Balance in EUR</i> | <i>Percentage of Total Balance</i> | <i>Number of Loans</i> | <i>Percentage of Total Loans</i> |
|-------------------------|---|------------------------------------|------------------------|----------------------------------|
| 15th of month | 335.960.566,62 | 52,12% | 32.297 | 52,61% |
| 1st of month | 308.578.416,08 | 47,88% | 29.096 | 47,39% |
| Total | 644.538.982,70 | 100,00% | 61.393 | 100,00% |

**SC Germany Vehicles 2015-1
Monthly Investor Report**

15. Downpayment



| | | |
|-------------------|-----------------|-------------------------|
| Reporting Date | 08.06.2018 | |
| Payment Date | 11.06.2018 | |
| Period No | 38 | |
| Monthly Period | Jun 2018 | |
| Interest Period | from 11.05.2018 | to 11.06.2018 = 31 days |
| Collection Period | from 01.05.2018 | to 31.05.2018 |

| <i>Downpayment (Ranges in EUR)</i> | <i>Original Principal Balance in EUR</i> | <i>Percentage of Total Balance</i> | <i>Number of Loans</i> | <i>Percentage of Total Loans</i> | <i>Downpayment / Purchase Price in %</i> |
|--|--|--|------------------------|--------------------------------------|--|
| No Downpayment | 195.108.747,89 | 30,27% | 17.871 | 29,11% | 0,00% |
| 0: 999 | 6.586.925,15 | 1,02% | 1.172 | 1,91% | 5,98% |
| 1000: 1999 | 23.890.832,84 | 3,71% | 4.161 | 6,78% | 11,96% |
| 2000: 2999 | 42.563.201,89 | 6,60% | 6.082 | 9,91% | 15,78% |
| 3000: 3999 | 53.515.401,03 | 8,30% | 6.191 | 10,08% | 17,87% |
| 4000: 4999 | 48.999.073,93 | 7,60% | 4.782 | 7,79% | 19,46% |
| 5000: 5999 | 62.051.861,83 | 9,63% | 5.539 | 9,02% | 21,53% |
| 6000: 6999 | 32.796.992,83 | 5,09% | 2.771 | 4,51% | 24,10% |
| 7000: 7999 | 25.108.720,39 | 3,90% | 2.064 | 3,36% | 26,58% |
| 8000: 8999 | 21.587.719,09 | 3,35% | 1.765 | 2,87% | 28,84% |
| 9000: 9999 | 11.714.977,74 | 1,82% | 899 | 1,46% | 30,15% |
| 10000:10999 | 35.637.171,85 | 5,53% | 2.693 | 4,39% | 31,80% |
| 11000:11999 | 9.174.895,74 | 1,42% | 630 | 1,03% | 32,56% |
| 12000:12999 | 9.510.263,20 | 1,48% | 715 | 1,16% | 36,41% |
| 13000:13999 | 6.678.286,39 | 1,04% | 480 | 0,78% | 37,40% |
| 14000:14999 | 5.571.292,22 | 0,86% | 415 | 0,68% | 39,96% |
| 15000:15000 | 10.376.790,97 | 1,61% | 719 | 1,17% | 38,77% |
| 15001: | 43.665.827,72 | 6,77% | 2.444 | 3,98% | 44,43% |
| Total | 644.538.982,70 | 100,00% | 61.393 | 100,00% | 19,89% |

| <i>Downpayment and Purchase Price</i> | <i>All Contracts</i> | <i>Contracts with Downpayment</i> |
|---|----------------------|---------------------------------------|
| Average Downpayment | 4.337,40 € | 6.118,42 € |
| Average Purchase Price | 21.807,94 € | 23.484,38 € |
| Minimum Downpayment | | 100,00 € |
| Maximum Downpayment | | 175.000,00 € |
| Downpayment in % | 19,89% | 26,05% |

**SC Germany Vehicles 2015-1
Monthly Investor Report**

16. Effective Interest Rate



| | | |
|-------------------|-----------------|-------------------------|
| Reporting Date | 08.06.2018 | |
| Payment Date | 11.06.2018 | |
| Period No | 38 | |
| Monthly Period | Jun 2018 | |
| Interest Period | from 11.05.2018 | to 11.06.2018 = 31 days |
| Collection Period | from 01.05.2018 | to 31.05.2018 |

| Yield Range * | Current Principal Balance in EUR | Percentage of Total Balance | Number of Loans | Percentage of Total Loans |
|---------------|-------------------------------------|--------------------------------|-----------------|------------------------------|
| 0: 0 | 52.586,87 | 0,01% | 5 | 0,01% |
| 1: 1 | 18.548.056,61 | 2,88% | 1.387 | 2,26% |
| 2: 2 | 79.620.234,05 | 12,35% | 6.210 | 10,12% |
| 3: 3 | 283.873.003,20 | 44,04% | 22.714 | 37,00% |
| 4: 4 | 164.372.371,88 | 25,50% | 17.376 | 28,30% |
| 5: 5 | 66.008.952,15 | 10,24% | 8.646 | 14,08% |
| 6: 6 | 22.908.515,21 | 3,55% | 3.360 | 5,47% |
| 7: 7 | 6.232.032,85 | 0,97% | 1.089 | 1,77% |
| 8: 8 | 1.797.506,21 | 0,28% | 384 | 0,63% |
| 9: 9 | 995.764,50 | 0,15% | 202 | 0,33% |
| 10:10 | 129.100,78 | 0,02% | 19 | 0,03% |
| 12:12 | 858,39 | 0,00% | 1 | 0,00% |
| Total | 644.538.982,70 | 100,00% | 61.393 | 100,00% |

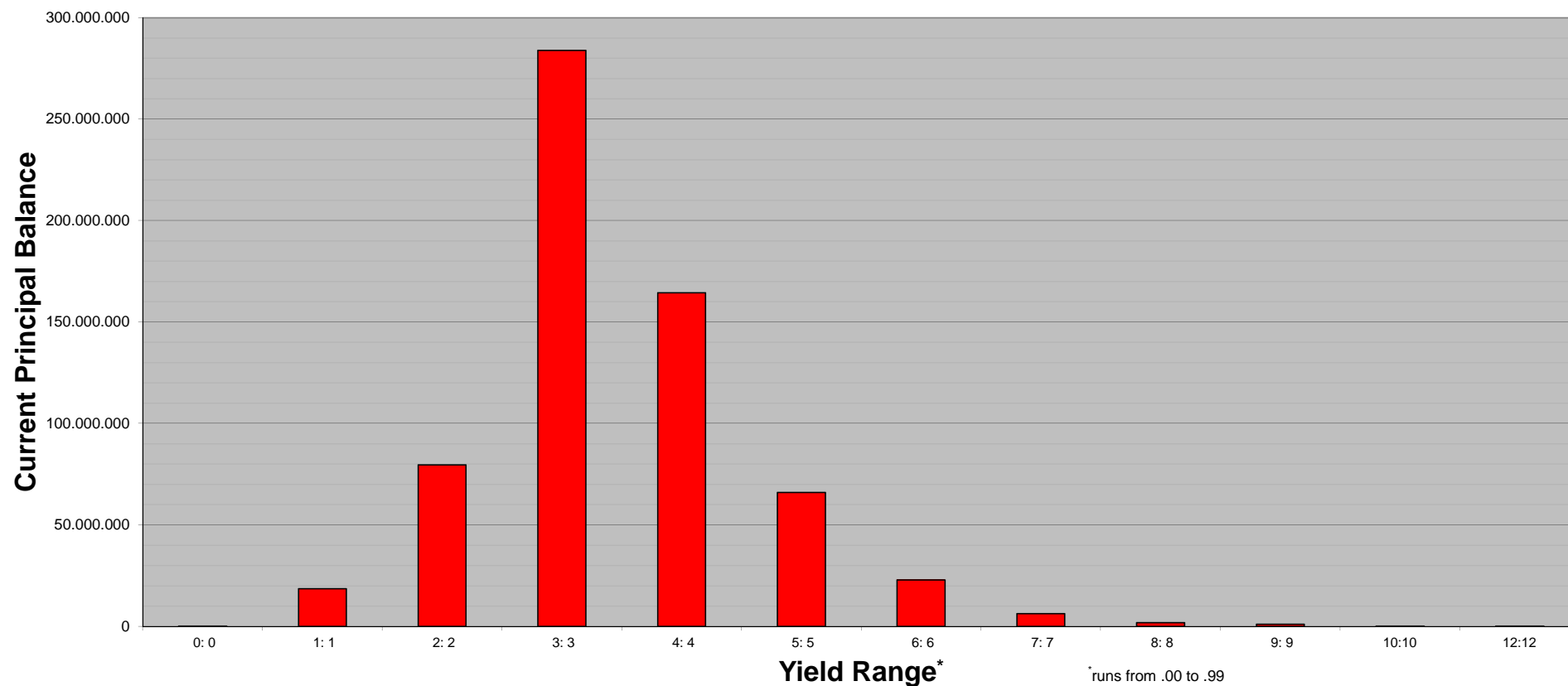
| Statistics | in % |
|-------------|-------|
| WA Interest | 4,27% |

* runs from .00 to .99

**SC Germany Vehicles 2015-1
Monthly Investor Report**

16.1 Effective Interest Rate (Graph)

| | | |
|-------------------|-----------------|-------------------------|
| Reporting Date | 08.06.2018 | |
| Payment Date | 11.06.2018 | |
| Period No | 38 | |
| Monthly Period | Jun 2018 | |
| Interest Period | from 11.05.2018 | to 11.06.2018 = 31 days |
| Collection Period | from 01.05.2018 | to 31.05.2018 |



SC Germany Vehicles 2015-1
Monthly Investor Report

17. Seasoning



| | | | | | |
|-------------------|------------|------------|----|------------|-----------|
| Reporting Date | 08.06.2018 | | | | |
| Payment Date | 11.06.2018 | | | | |
| Period No | 38 | | | | |
| Monthly Period | Jun 2018 | | | | |
| Interest Period | from | 11.05.2018 | to | 11.06.2018 | = 31 days |
| Collection Period | from | 01.05.2018 | to | 31.05.2018 | |

| Seasoning in Months | Current Principal Balance in EUR | Percentage of Total Balance | Number of Loans | Percentage of Total Loans |
|---------------------|----------------------------------|-----------------------------|-----------------|---------------------------|
| 3: 5 | 5.025.666,92 | 0,78% | 350 | 0,57% |
| 6: 8 | 26.435.647,33 | 4,10% | 1.766 | 2,88% |
| 9:11 | 40.089.945,34 | 6,22% | 3.007 | 4,90% |
| 12:14 | 45.770.470,93 | 7,10% | 3.522 | 5,74% |
| 15:17 | 44.464.462,80 | 6,90% | 3.525 | 5,74% |
| 18:20 | 53.394.545,22 | 8,28% | 4.313 | 7,03% |
| 21:23 | 63.122.957,74 | 9,79% | 5.280 | 8,60% |
| 24:26 | 57.836.471,39 | 8,97% | 5.024 | 8,18% |
| 27:29 | 48.792.715,86 | 7,57% | 4.184 | 6,82% |
| 30:32 | 45.590.563,63 | 7,07% | 4.132 | 6,73% |
| 33:35 | 39.464.434,44 | 6,12% | 3.975 | 6,47% |
| 36:38 | 27.100.938,82 | 4,20% | 2.805 | 4,57% |
| 39:41 | 28.994.247,63 | 4,50% | 3.090 | 5,03% |
| 42:44 | 32.117.534,77 | 4,98% | 3.794 | 6,18% |
| 45:47 | 27.345.928,79 | 4,24% | 3.543 | 5,77% |
| 48:50 | 20.967.653,36 | 3,25% | 2.601 | 4,24% |
| 51:53 | 12.549.022,41 | 1,95% | 1.696 | 2,76% |
| 54:56 | 10.120.749,43 | 1,57% | 1.607 | 2,62% |
| 57:59 | 5.841.555,82 | 0,91% | 1.045 | 1,70% |
| 60:62 | 2.432.390,74 | 0,38% | 556 | 0,91% |
| 63:65 | 1.385.929,19 | 0,22% | 217 | 0,35% |
| 66:68 | 993.305,20 | 0,15% | 215 | 0,35% |
| 69:71 | 1.143.369,26 | 0,18% | 243 | 0,40% |
| 72:74 | 976.817,89 | 0,15% | 185 | 0,30% |
| 75:77 | 822.436,76 | 0,13% | 153 | 0,25% |
| 78:80 | 568.538,74 | 0,09% | 129 | 0,21% |
| 81: | 1.190.682,29 | 0,18% | 436 | 0,71% |
| Total | 644.538.982,70 | 100,00% | 61.393 | 100,00% |

Statistics

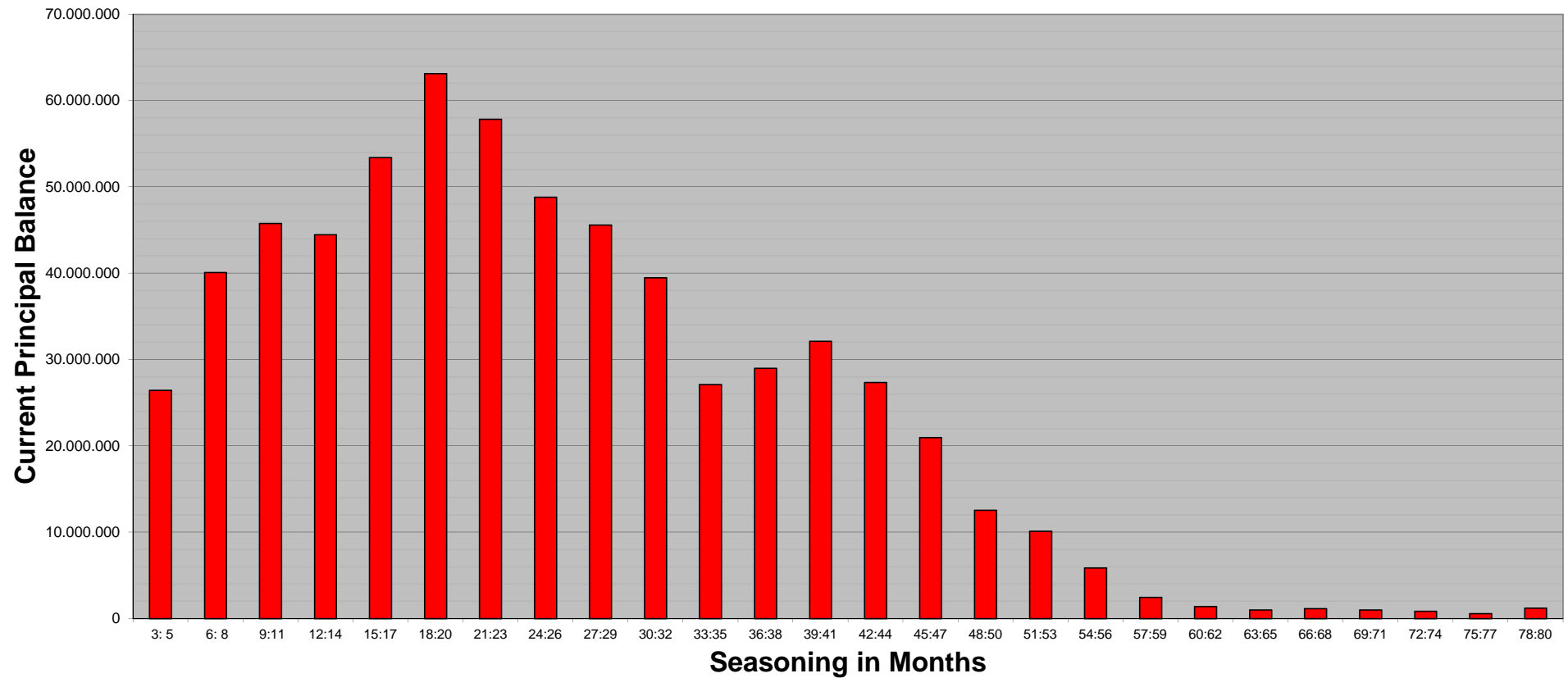
| | |
|--------------|-------|
| WA Seasoning | 27,80 |
|--------------|-------|

**SC Germany Vehicles 2015-1
Monthly Investor Report**

17.1 Seasoning (Graph)



| | | |
|-------------------|-----------------|-------------------------|
| Reporting Date | 08.06.2018 | |
| Payment Date | 11.06.2018 | |
| Period No | 38 | |
| Monthly Period | Jun 2018 | |
| Interest Period | from 11.05.2018 | to 11.06.2018 = 31 days |
| Collection Period | from 01.05.2018 | to 31.05.2018 |



**SC Germany Vehicles 2015-1
Monthly Investor Report**

18. Remaining Term



| | | |
|-------------------|-----------------|-------------------------|
| Reporting Date | 08.06.2018 | |
| Payment Date | 11.06.2018 | |
| Period No | 38 | |
| Monthly Period | Jun 2018 | |
| Interest Period | from 11.05.2018 | to 11.06.2018 = 31 days |
| Collection Period | from 01.05.2018 | to 31.05.2018 |

| <i>Remaining Term in Months</i> | <i>Current Principal Balance in EUR</i> | <i>Percentage of Total Balance</i> | <i>Number of Loans</i> | <i>Percentage of Total Loans</i> |
|---------------------------------|---|------------------------------------|------------------------|----------------------------------|
| 0: 6 | 33.048.054,09 | 5,13% | 8.194 | 13,35% |
| 7: 13 | 52.418.707,40 | 8,13% | 8.508 | 13,86% |
| 14: 20 | 76.110.309,90 | 11,81% | 9.117 | 14,85% |
| 21: 27 | 82.587.379,25 | 12,81% | 8.299 | 13,52% |
| 28: 34 | 79.488.861,65 | 12,33% | 6.783 | 11,05% |
| 35: 41 | 75.853.919,54 | 11,77% | 5.965 | 9,72% |
| 42: 48 | 54.994.993,54 | 8,53% | 4.020 | 6,55% |
| 49: 55 | 52.341.945,66 | 8,12% | 3.550 | 5,78% |
| 56: 62 | 35.704.756,86 | 5,54% | 2.145 | 3,49% |
| 63: 69 | 25.824.488,52 | 4,01% | 1.425 | 2,32% |
| 70: 76 | 28.785.482,62 | 4,47% | 1.431 | 2,33% |
| 77: 83 | 21.196.556,68 | 3,29% | 952 | 1,55% |
| 84: 90 | 18.125.461,25 | 2,81% | 755 | 1,23% |
| 91: 97 | 3.896.197,80 | 0,60% | 124 | 0,20% |
| 98:104 | 2.054.620,56 | 0,32% | 65 | 0,11% |
| 105:107 | 1.336.395,41 | 0,21% | 39 | 0,06% |
| 108: | 770.851,97 | 0,12% | 21 | 0,03% |
| Total | 644.538.982,70 | 100,00% | 61.393 | 100,00% |

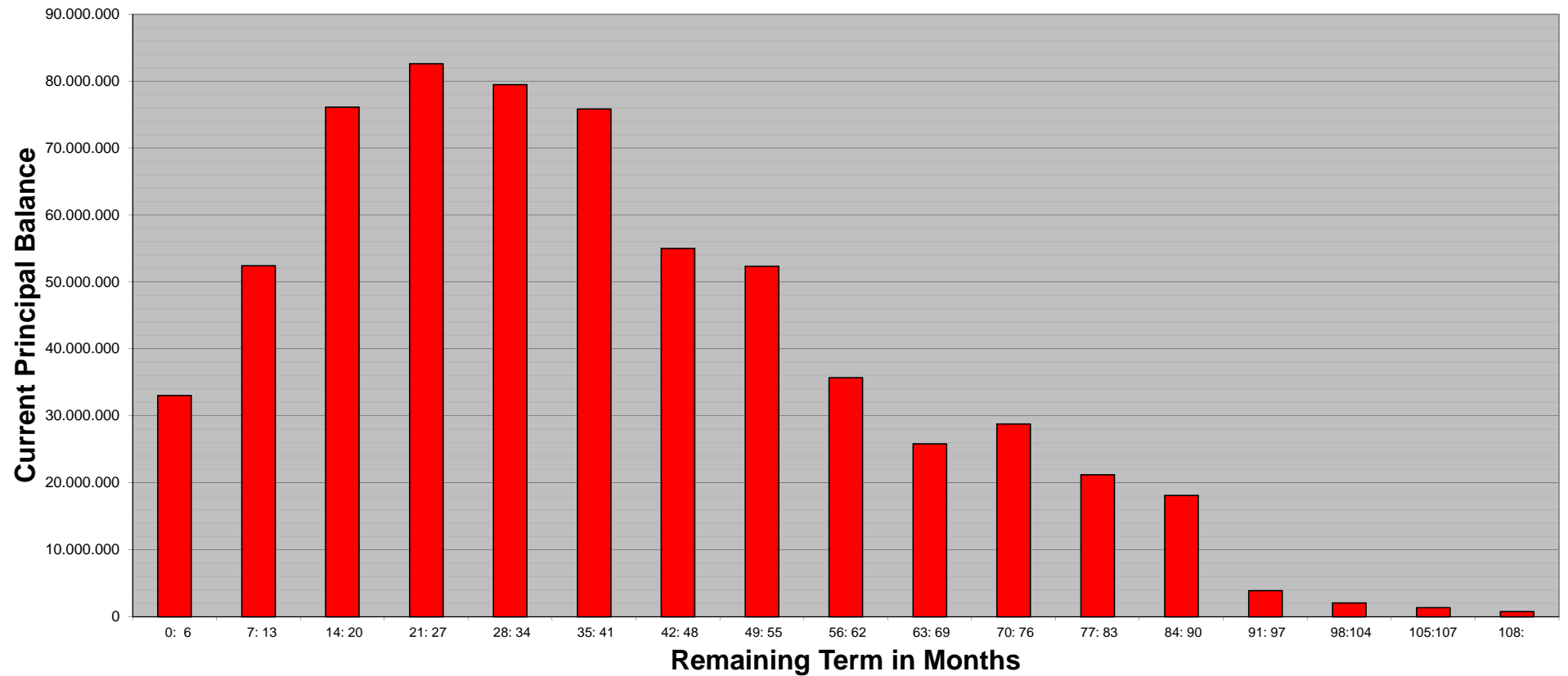
Statistics

| | |
|-------------------|-------|
| WA Remaining Term | 37,91 |
|-------------------|-------|

**SC Germany Vehicles 2015-1
Monthly Investor Report**

18.1 Remaining Term (Graph)

| | | |
|-------------------|-----------------|-------------------------|
| Reporting Date | 08.06.2018 | |
| Payment Date | 11.06.2018 | |
| Period No | 38 | |
| Monthly Period | Jun 2018 | |
| Interest Period | from 11.05.2018 | to 11.06.2018 = 31 days |
| Collection Period | from 01.05.2018 | to 31.05.2018 |



**SC Germany Vehicles 2015-1
Monthly Investor Report**

19. Original Term



| | | | | | |
|-------------------|------------|------------|----|------------|-----------|
| Reporting Date | 08.06.2018 | | | | |
| Payment Date | 11.06.2018 | | | | |
| Period No | 38 | | | | |
| Monthly Period | Jun 2018 | | | | |
| Interest Period | from | 11.05.2018 | to | 11.06.2018 | = 31 days |
| Collection Period | from | 01.05.2018 | to | 31.05.2018 | |

| <i>Original Term in Months</i> | <i>Current Principal Balance in EUR</i> | <i>Percentage of Total Balance</i> | <i>Number of Loans</i> | <i>Percentage of Total Loans</i> |
|--------------------------------|---|------------------------------------|------------------------|----------------------------------|
| 0: 12 | 353.101,13 | 0,05% | 142 | 0,23% |
| 13: 25 | 7.401.123,97 | 1,15% | 2.159 | 3,52% |
| 26: 38 | 53.603.958,06 | 8,32% | 8.115 | 13,22% |
| 39: 51 | 138.580.107,15 | 21,50% | 15.013 | 24,45% |
| 52: 64 | 201.182.843,46 | 31,21% | 18.257 | 29,74% |
| 65: 77 | 76.046.997,80 | 11,80% | 6.914 | 11,26% |
| 78: 90 | 47.173.607,94 | 7,32% | 3.443 | 5,61% |
| 91:103 | 101.650.492,05 | 15,77% | 6.635 | 10,81% |
| 104:116 | 1.005.636,49 | 0,16% | 50 | 0,08% |
| 117:119 | 1.657.635,10 | 0,26% | 71 | 0,12% |
| 120: | 15.883.479,55 | 2,46% | 594 | 0,97% |
| Total | 644.538.982,70 | 100,00% | 61.393 | 100,00% |

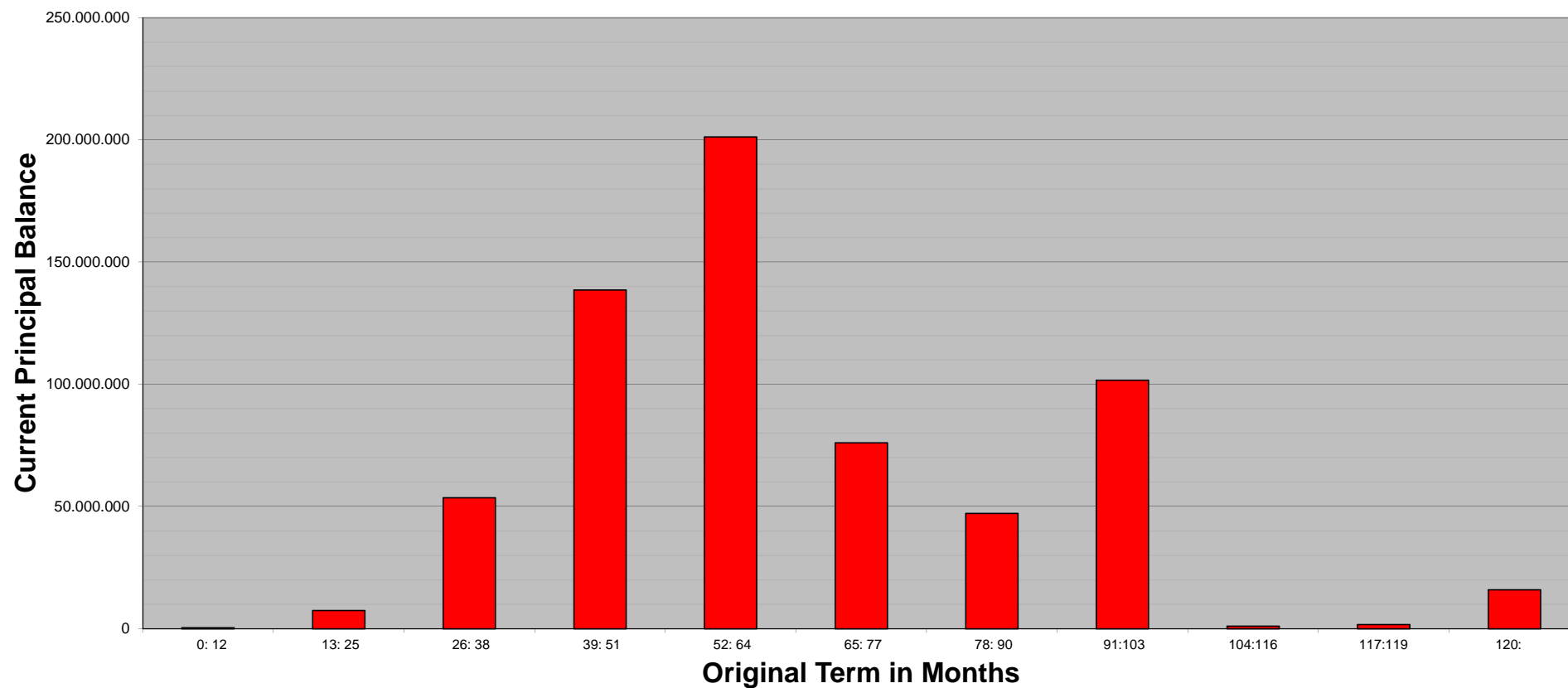
Statistics

| | |
|------------------|-------|
| WA Original Term | 65,71 |
|------------------|-------|

**SC Germany Vehicles 2015-1
Monthly Investor Report**

19.1 Original Term (Graph)

| | | | | | | |
|-------------------|------|------------|------------|------------|---|---------|
| Reporting Date | | | 08.06.2018 | | | |
| Payment Date | | | 11.06.2018 | | | |
| Period No | | | 38 | | | |
| Monthly Period | | | Jun 2018 | | | |
| Interest Period | from | 11.05.2018 | to | 11.06.2018 | = | 31 days |
| Collection Period | from | 01.05.2018 | to | 31.05.2018 | | |



**SC Germany Vehicles 2015-1
Monthly Investor Report**

20. Manufacturer Brands



| | | | | | |
|-------------------|------|------------|------------|------------|-----------|
| Reporting Date | | | 08.06.2018 | | |
| Payment Date | | | 11.06.2018 | | |
| Period No | | | 38 | | |
| Monthly Period | | | Jun 2018 | | |
| Interest Period | from | 11.05.2018 | to | 11.06.2018 | = 31 days |
| Collection Period | from | 01.05.2018 | to | 31.05.2018 | |

| <i>Manufacturer brands</i> | <i>Current Principal Balance in EUR</i> | <i>Percentage of Total Balance</i> | <i>Number of Loans</i> | <i>Percentage of Total Loans</i> |
|----------------------------|---|------------------------------------|------------------------|----------------------------------|
| 1 | 63.600.854,51 | 9,87% | 6.321 | 10,30% |
| 2 | 61.552.650,75 | 9,55% | 6.263 | 10,20% |
| 3 | 60.067.144,13 | 9,32% | 4.559 | 7,43% |
| 4 | 43.767.220,09 | 6,79% | 3.456 | 5,63% |
| 5 | 39.955.682,50 | 6,20% | 3.278 | 5,34% |
| 6 | 35.157.664,76 | 5,45% | 4.007 | 6,53% |
| 7 | 29.196.388,80 | 4,53% | 1.941 | 3,16% |
| 8 | 28.490.050,48 | 4,42% | 3.424 | 5,58% |
| 9 | 28.394.095,09 | 4,41% | 2.122 | 3,46% |
| 10 | 28.229.392,02 | 4,38% | 2.581 | 4,20% |
| 11 | 26.011.568,74 | 4,04% | 3.285 | 5,35% |
| 12 | 23.932.091,51 | 3,71% | 1.809 | 2,95% |
| 13 | 22.869.110,70 | 3,55% | 2.011 | 3,28% |
| 14 | 19.189.337,46 | 2,98% | 1.793 | 2,92% |
| 15 | 15.324.409,19 | 2,38% | 1.921 | 3,13% |
| Total | 525.737.660,73 | 81,57% | 48.771 | 79,44% |

TOP 15 manufacturer brands in alphabetical order:
Audi, BMW, Citroen, Fiat, Ford, Hyundai, Kia, Mazda, Mercedes, Nissan, Opel, Peugeot, Renault, Volvo, VW

**SC Germany Vehicles 2015-1
Monthly Investor Report**

21. Priority of Payments + Transaction Costs



| | | | | | | |
|-------------------|------|------------|------------|------------|---|---------|
| Reporting Date | | | 08.06.2018 | | | |
| Payment Date | | | 11.06.2018 | | | |
| Period No | | | 38 | | | |
| Monthly Period | | | Jun 2018 | | | |
| Interest Period | from | 11.05.2018 | to | 11.06.2018 | = | 31 days |
| Collection Period | from | 01.05.2018 | to | 31.05.2018 | | |

Priority of Payments

| | | |
|--|---|-----------------|
| Available Distribution Amount | | 36.679.631,32 € |
| Senior Expenses | - | 24.680,71 € |
| Interest Notes Class A | - | 509.777,45 € |
| Interest Notes Class B | - | 124.089,00 € |
| Replenishment | - | - € |
| Payments to Purchase Shortfall Account | - | 56,15 € |
| Payments to Reserve Fund | - | 7.000.000,00 € |
| Principal Payments Class A | - | 27.295.741,20 € |
| Principal Payments Class B | - | - € |
| Payments to Commingling Reserve Ledger | - | n/a |
| Payments to Set-Off Reserve Ledger | - | n/a |
| Interest Subordinated Loan | - | 14.870,53 € |
| Principal Payments Subordinated Loan | - | - € |
| Payments to Seller | = | 1.710.416,28 € |

Transaction Costs

| | All notes | Class A | Class B |
|---|-------------------|-------------------|------------------|
| Senior Expenses | - 24.680,71 € | | |
| Interest accrued for the Period | - 633.866,45 € | - 509.777,45 € | - 124.089,00 € |
| Cumulative Interest accrued | - 24.265.237,85 € | - 19.681.958,10 € | - 4.583.279,75 € |
| Interest Payments | - 633.866,45 € | - 509.777,45 € | - 124.089,00 € |
| Cumulative Interest Payments | - 24.265.237,85 € | - 19.681.958,10 € | - 4.583.279,75 € |
| Interest accrued on Subordinated Loan for the | - 14.870,53 € | | |
| Cumulative Interest accrued on Subordinated L | - 549.250,13 € | | |
| Interest Payments on Subordinated Loan | - 14.870,53 € | | |
| Cumulative Interest Payments on Subordinatec | - 549.250,13 € | | |
| Unpaid Interest for the Period | - € | | |
| Cumulative Unpaid Interest | - € | | |

**SC Germany Vehicles 2015-1
Monthly Investor Report**

22. Retention



| | | | | |
|-------------------|------------|------------|----|----------------------|
| Reporting Date | 08.06.2018 | | | |
| Payment Date | 11.06.2018 | | | |
| Period No | 38 | | | |
| Monthly Period | 11.06.2018 | | | |
| Interest Period | from | 11.05.2018 | to | 11.06.2018 = 31 days |
| Collection Period | from | 01.05.2018 | to | 31.05.2018 |

Santander Consumer Bank AG confirms its compliance to have continuously retained a net economic interest in the SC Germany Vehicles 2015-1 securitisation transaction of at least 5% of the securitised Purchased Receivables pursuant to Art. 405 of the CRR (Regulation (EU) No 575/2013 of the European Parliament and of the Council of 26 June 2013) by retaining the regulatory first loss tranche which is represented by the Subordinated Loan of at least 1% and by retaining the regulatory second loss tranche which is represented by the Class B Notes of at least 4%.

| | |
|---|------------------|
| Outstanding Principal Balance of Purchased Receivables as of the Offer Date: | 699.999.999,63 € |
| Outstanding Principal Balance of Purchased Receivables as of the beginning of the Monthly Period: | 671.834.740,88 € |
| Outstanding Principal Balance of Purchased Receivables as of the end of the Monthly Period: | 644.538.982,70 € |
| Outstanding Principal Balance of the Subordinated Loan as of the Offer Date: | 7.000.000,00 € |
| Outstanding Principal Balance of the Subordinated Loan as of the beginning of the Monthly Period: | 7.000.000,00 € |
| Outstanding Principal Balance of the Subordinated Loan as of the end of the Monthly Period: | 7.000.000,00 € |
| Outstanding Balance of the Class B Notes as of the Offer Date: | 66.500.000,00 € |
| Outstanding Balance of the Class B Notes as of the beginning of the Monthly Period: | 66.500.000,00 € |
| Outstanding Balance of the Class B Notes as of the end of the Monthly Period: | 66.500.000,00 € |
| Net Economic Interest Ratio as of Offer Date: | 10,50% |
| Net Economic Interest Ratio as of the beginning of the Monthly Period: | 10,94% |
| Net Economic Interest Ratio as of the end of the Monthly Period: | 11,40% |

**SC Germany Vehicles 2015-1
Monthly Investor Report**

23. Counterparties



| | | | | | |
|-------------------|------------|------------|----|------------|-----------|
| Reporting Date | 08.06.2018 | | | | |
| Payment Date | 11.06.2018 | | | | |
| Period No | 38 | | | | |
| Monthly Period | Jun 2018 | | | | |
| Interest Period | from | 11.05.2018 | to | 11.06.2018 | = 31 days |
| Collection Period | from | 01.05.2018 | to | 31.05.2018 | |

Calculation Agent, Cash Administrator:

[eMail: tsampikos.trigenis@bnymellon.com](mailto:tsampikos.trigenis@bnymellon.com)
Phone: +49 69 12014 1772

Bank of New York Mellon
Friedrich-Ebert-Anlage 49
60327 Frankfurt am Main
Germany

Account Bank and Principal Paying Agent:

[eMail: tsampikos.trigenis@bnymellon.com](mailto:tsampikos.trigenis@bnymellon.com)
Phone: +49 69 12014 1772

Bank of New York Mellon
Friedrich-Ebert-Anlage 49
60327 Frankfurt am Main
Germany

Transaction Security Trustee:

nella.liburd@intertrustgroup.com
Phone: +44 (0) 20 7398 6324

Intertrust Trustees Limited
35 Great St. Helen's
London EC3A 6AP
United Kingdom

Data Trustee:

frankfurt@intertrustgroup.com
Phone: +49 (0) 69 643 50 8904

Intertrust (Deutschland) GmbH
Grüneburgweg 58-62
60322 Frankfurt am Main
Germany

Rating Agencies:

Fitch Ratings Limited
Structured Finance Monitoring
30 North Colonnade, Canary Wharf
London E14 5GN
United Kingdom

Standard & Poor's Ratings Services
Structured Finance
20 Canada Square
E14 5LH London
United Kingdom

| Fitch | | | S & P | | | Counterparty status |
|-----------|------------|---------|-----------|------------|---------|---------------------|
| Long Term | Short Term | Outlook | Long Term | Short Term | Outlook | |
| AA | F1+ | STABLE | AA- | A-1+ | STABLE | performing |
| AA | F1+ | STABLE | AA- | A-1+ | STABLE | performing |
| - | - | - | - | - | - | performing |
| - | - | - | - | - | - | performing |

Ratings as of 31.05.2018, data source: Bloomberg

SC Germany Vehicles 2015-1 Monthly Investor Report

24. Issuer Information



| | | | | | | |
|-------------------|------|------------|----|------------|---|---------|
| Reporting Date | | 08.06.2018 | | | | |
| Payment Date | | 11.06.2018 | | | | |
| Period No | | 38 | | | | |
| Monthly Period | | Jun 2018 | | | | |
| Interest Period | from | 11.05.2018 | to | 11.06.2018 | = | 31 days |
| Collection Period | from | 01.05.2018 | to | 31.05.2018 | | |

Deal Name:

SC Germany Vehicles 2015-1

Issuer:

SC Germany Vehicles 2015-1 UG (haftungsbeschränkt)

The Managing Directors
Grüneburgweg 58-62
60322 Frankfurt am Main
Germany
eMail frankfurt@intertrustgroup.com
fax +49 (0) 69 643 50 8925

Seller of the Receivables:

Santander Consumer Bank AG

Servicer Name:

Santander Consumer Bank AG

Reporting Entity:

Santander Consumer Bank AG

Capital Markets
Santander-Platz 1
41061 Mönchengladbach
Germany
eMail abs_ger@santander.de
fax +49 (0) 2161 690 7077

SPV-Administrator:

Intertrust (Deutschland) GmbH

Grüneburgweg 58-62
60322 Frankfurt am Main
Germany
eMail frankfurt@intertrustgroup.com
fax +49 (0) 69 643 50 8925

SC Germany Vehicles 2015-1 Monthly Investor Report

25. Santander Consumer Bank



Contact Details

Capital Markets

Peter René Müller +49-2161-690-7337
 Ralf Schüring +49-2161-690-5464
 Bastian Menges +49-2161-690-7085
 Stefan Zilligen +49-2161-690-6069
 Tobias Daners +49-2161-690-7410
 Ronja Dahmen +49-2161-690-9453
 Team ABS

peterrene.mueller@santander.de
ralf.schuering@santander.de
bastian.menges@santander.de
stefan.zilligen@santander.de
tobias.daners@santander.de
ronja.dahmen@santander.de
abs_ger@santander.de

| | | | | | |
|-------------------|------------|------------|----|------------|-----------|
| Reporting Date | 08.06.2018 | | | | |
| Payment Date | 11.06.2018 | | | | |
| Period No | 38 | | | | |
| Monthly Period | Jun 2018 | | | | |
| Interest Period | from | 11.05.2018 | to | 11.06.2018 | = 31 days |
| Collection Period | from | 01.05.2018 | to | 31.05.2018 | |

Ratings Santander

Banco Santander S.A.

Santander Consumer Finance S.A.

Santander Consumer Bank AG

| Fitch | | | S & P | | |
|-----------|------------|---------|-----------|------------|---------|
| Long Term | Short Term | Outlook | Long Term | Short Term | Outlook |
| A- | F2 | STABLE | A | A-1 | STABLE |
| A- | F2 | STABLE | A- | A-2 | STABLE |
| A- | F2 | STABLE | A- | A-2 | STABLE |

Ratings as of 31.05.2018, data source: Bloomberg