

SC Germany Vehicles 2015-1 Monthly Investor Report



 **Santander**
CONSUMER BANK

SC Germany Vehicles 2015-1 Monthly Investor Report

Cover Sheet Monthly Investor Report



Reporting Date	08.10.2017				
Payment Date	11.10.2017				
Period No	30				
Monthly Period	Okt 2017				
Interest Period from	11.09.2017	to	11.10.2017	=	30 days
Collection Period from	01.09.2017	to	30.09.2017		

Index	Page
1. Portfolio Information	1
2. Reserve Accounts	2
3. Delinquency Data	3
4. Default Data	4
5. Concentration Limits	5
6. Outstanding Notes	6
7. Original Principal Balance	7
7.1 Original PB (Graph)	8
8. Current Principal Balance	9
8.1 Current PB (Graph)	10
9. Borrower Concentration	11
10. Geographical Distribution	12
10.1 Geographical (Graph)	13
11. Object/Vehicle Type	14
12. Insurances	15
13. Contract Type	16
14. Payment Methods	17
15. Downpayment	18
16. Customer Yield	19
16.1 Customer Yield (Graph)	20
17. Seasoning	21
17.1 Seasoning (Graph)	22
18. Remaining Term	23
18.1 Remaining Term (Graph)	24
19. Original Term	25
19.1 Original Term (Graph)	26
20. Manufacturer Brands	27
21. Priority of Payments + Transaction Costs	28
22. Retention	29
23. Counterparties	30
24. Issuer Information	31
25. Santander Consumer Bank	33

**SC Germany Vehicles 2015-1
Monthly Investor Report**

1. Portfolio Information



Reporting Date	08.10.2017	
Payment Date	11.10.2017	
Period No	30	
Monthly Period	Okt 2017	
Interest Period from	11.09.2017	to 11.10.2017 = 30 days
Collection Period from	01.09.2017	to 30.09.2017

	No. of Contracts	current period Aggregate Outstanding Principal Amount	previous period Aggregate Outstanding Principal Amount
Outstanding Receivables			
Beginning of Period	62.978	699.999.994,38 €	699.999.997,61 €
Scheduled Principal Payments		19.737.331,59 €	
Prepayment Principal		6.894.052,55 €	
Others		409.261,48 €	
Total Principal Collections		27.040.645,62 €	26.672.898,65 €
Total Interest Collections		2.930.188,96 €	3.030.489,25 €
Defaults		222.377,57 €	260.917,56 €
Replenishment		27.263.027,85 €	26.933.812,98 €
End of Period	63.329	699.999.999,04 €	699.999.994,38 €
Purchase Shortfall Account		0,96 €	5,62 €
Total Assets (End of Period)		700.000.000,00 €	700.000.000,00 €
Current Prepayment Rate (annualised)		11,2%	

**SC Germany Vehicles 2015-1
Monthly Investor Report**

2. Reserve Accounts



Reporting Date	08.10.2017	
Payment Date	11.10.2017	
Period No	30	
Monthly Period	Okt 2017	
Interest Period from	11.09.2017	to 11.10.2017 = 30 days
Collection Period from	01.09.2017	to 30.09.2017

Note Balance

Beginning of Period	700.000.000,00 €
End of Period	700.000.000,00 €

Reserve Accounts

Reserve Account	in %		Trigger Event y/n
Beginning of Period	1,00%	7.000.000,00 €	
Cash Outflow		- €	
Cash Inflow		- €	
End of Period	1,00%	7.000.000,00 €	
Required Reserve Fund	1,00%	7.000.000,00 €	

Commingling Reserve

	in %		no
Beginning of Period		n/a	
Cash Outflow		n/a	
Cash Inflow		n/a	
End of Period		n/a	
Required Commingling Reserve Fund		n/a	

Set-Off Reserve

	in %		no
Beginning of Period		n/a	
Cash Outflow		n/a	
Cash Inflow		n/a	
End of Period		n/a	
Required Set-Off Reserve Fund		n/a	

Current Set-Off Amount	n/a
Set-Off Amount (per Loan)	n/a
Set-Off Amount (in % of Outstanding Balance)	n/a

SC Germany Vehicles 2015-1 Monthly Investor Report

3. Delinquency Data



Reporting Date	08.10.2017				
Payment Date	11.10.2017				
Period No	30				
Monthly Period	Okt 2017				
Interest Period	from	11.09.2017	to	11.10.2017	= 30 days
Collection Period	from	01.09.2017	to	30.09.2017	

Note Balance

Beginning of Period	700.000.000,00 €
End of Period	700.000.000,00 €

Delinquency Data and Ratios

	3-MRA* / current ratio	Amount at risk	Overdue amount	Number of Loans
3-MRA* 1- 30 days past due	0,39%			
1- 30 days past due period before previous period		2.741.982,61 €	247.471,94 €	232
1- 30 days past due previous period		3.178.223,68 €	260.449,59 €	298
1- 30 days past due current period	0,33%	2.326.472,46 €	178.856,56 €	201
3-MRA* 31- 60 days past due	0,32%			
31- 60 days past due period before previous period		2.276.107,81 €	139.354,64 €	194
31- 60 days past due previous period		2.117.997,97 €	137.931,50 €	187
31- 60 days past due current period	0,35%	2.429.365,93 €	151.386,81 €	215
3-MRA* 61-90 days past due	0,11%			
61- 90 days past due period before previous period		812.750,48 €	79.100,22 €	79
61- 90 days past due previous period		798.289,11 €	81.011,48 €	72
61- 90 days past due current period	0,11%	775.543,46 €	81.356,71 €	68
3-MRA* 91-120 days past due	0,08%			
91- 120 days past due period before previous period		579.547,13 €	61.737,10 €	48
91- 120 days past due previous period		581.782,05 €	63.105,75 €	53
91- 120 days past due current period	0,06%	441.006,53 €	62.816,00 €	42
3-MRA* 121-150 days past due	0,04%			
121- 150 days past due period before previous period		319.013,11 €	48.192,58 €	33
121- 150 days past due previous period		325.281,86 €	47.649,90 €	28
121- 150 days past due current period	0,04%	266.491,93 €	38.487,30 €	24
3-MRA* 151-180 days past due	0,07%			
151- 180 days past due period before previous period		585.714,89 €	99.469,61 €	43
151- 180 days past due previous period		474.636,70 €	83.283,04 €	35
151- 180 days past due current period	0,05%	375.809,95 €	71.614,79 €	26

* 3-MRA stands for three months rolling average

SC Germany Vehicles 2015-1 Monthly Investor Report

4. Default Data



Reporting Date	08.10.2017				
Payment Date	11.10.2017				
Period No	30				
Monthly Period	Okt 2017				
Interest Period	from	11.09.2017	to	11.10.2017	= 30 days
Collection Period	from	01.09.2017	to	30.09.2017	

Note Balance

Beginning of Period	700.000.000,00 €
End of Period	700.000.000,00 €

Default Data and Ratios

Current Default

	Amount	Number of Loans
Current Period Gross Default	222.377,57 €	
Current Period Recoveries	68.195,31 €	
Current Period Net Default	154.182,26 €	
New Number of Defaulted Contracts		27

Cumulative Default

Cumulative Gross Default	6.368.995,29 €	
Cumulative Recoveries	647.065,09 €	
Cumulative Net Default	5.721.930,20 €	
Total Number of Defaulted Contracts		786

3-MRA* /
current ratio

Ratio

3-MRA* Annualised Net Default Ratio (New Default)

Annualised Loss Ratio period before previous period	0,38%	0,48%
Annualised Loss Ratio previous period		0,41%
Annualised Loss Ratio current period	0,26%	0,26%

Principal Deficiency

	Amount	Trigger Event y/n
Principal Deficiency period before previous period	- €	no
Principal Deficiency previous period	- €	
Principal Deficiency current period	- €	
PDL Trigger	2.500.000,00 €	

Repurchased Assets

Current Repurchased Asset Amount through breach of warranty or voluntary buyback	- €
Cumulative Repurchased Asset Amount through breach of warranty or voluntary buyback	- €

* 3-MRA stands for three months rolling average

**SC Germany Vehicles 2015-1
Monthly Investor Report**

5. Concentration Limits



Reporting Date	08.10.2017				
Payment Date	11.10.2017				
Period No	30				
Monthly Period	Okt 2017				
Interest Period	from	11.09.2017	to	11.10.2017	= 30 days
Collection Period	from	01.09.2017	to	30.09.2017	

Portfolio Concentrations	Minimum-Trigger	Maximum-Trigger	Current Value	Trigger Breach
New Vehicles (applicable for Replenishment Portfolio)	47,00%	-	47,02%	no
Average Yield (applicable for Total Portfolio)	4,25%	-	4,34%	no
Contracts with Balloon Rates (applicable for Total Portfolio)	-	45,00%	37,14%	no
Remaining Term (applicable for Total Portfolio)	-	55,00	38,07	no
Online Business (applicable for Total Portfolio)	-	10,00%	0,00%	no
Early Amortisation Events		Maximum-Trigger	Current Value	Trigger Breach
Cumulative Loss Ratio				
- prior to or on 31 March 2016		0,75%	-	-
- prior to or on 31 March 2017		1,50%	-	-
- prior to or on 31 March 2018		2,25%	0,41%	no
Purchase Shortfall Event				no
Period before previous period			0,74 €	
Previous period			2,39 €	
Current period			5,62 €	
Principal Deficiency Event			- €	no
Restructured Loans Ratio		8,00%	2,60%	no
Total Sold Receivables				
		1.436.464.412,41 €		

**SC Germany Vehicles 2015-1
Monthly Investor Report**

6. Outstanding Notes



Reporting Date	08.10.2017	
Payment Date	11.10.2017	
Period No	30	
Monthly Period	Okt 2017	
Interest Period from	11.09.2017	to 11.10.2017 = 30 days
Collection Period from	01.09.2017	to 30.09.2017

1. Note Balance

	All notes	Class A	Class B
General Note Information			
ISIN Code		XS1217133815	XS1217140356
Currency		EUR	EUR
Initial Tranching	in %	90,5%	9,5%
Legal Maturity		Nov 2030	Nov 2030
Expected Maturity		Sep 2021	Sep 2021
Original Rating (Fitch / S&P)		Asf / A (sf)	NR / NR
Current Rating (Fitch / S&P)*		Asf / A (sf)	NR / NR
Initial Notes Aggregate Principal Outstanding Balance	700.000.000,00 €	633.500.000,00 €	66.500.000,00 €
Initial Nominal per Note		100.000,00 €	100.000,00 €
Initial Number of Notes per Class		6.335	665
Current Note Information			
Class Principal Outstanding Balance Beginning of Period	700.000.000,00 €	633.500.000,00 €	66.500.000,00 €
Available Distribution Amount	37.039.035,51 €		
Replenishment	27.263.027,85 €		
Amortisation	0,00 €		
Redemption per Class	0,00 €	0,00 €	0,00 €
Redemption per Note		0,00 €	0,00 €
Class Principal Outstanding Balance End of Period	700.000.000,00 €	633.500.000,00 €	66.500.000,00 €
Current Tranching		90,5%	9,5%
Current Pool Factor		1,00	1,00

2. Payments to Investors per Note

	All notes	Class A	Class B
Interest Rate Basis: Fixed		0,978%	2,167%
DayCount Convention		act/360	act/360
Interest Days	30		
Principal Outstanding per Note Beginning of Period		100.000,00 €	100.000,00 €
> Principal Repayment per Note		0,00 €	0,00 €
Principal Outstanding per Note End of Period		100.000,00 €	100.000,00 €
> Interest accrued for the period		516.302,50 €	120.085,70 €
Interest Payment		516.302,50 €	120.085,70 €
Interest Payment per Note		81,50 €	180,58 €

3. Credit Enhancements

	Class A	Class B
Initial total CE (Subordination, Reserve)	10,50%	1,00%
Current CE (incl. Excess Spread)	13,75%	4,25%
Current CE (excl. Excess Spread)	10,50%	1,00%

* Last rating action as of 23.04.2015

**SC Germany Vehicles 2015-1
Monthly Investor Report**

7. Original Principal Balance



Reporting Date	08.10.2017	
Payment Date	11.10.2017	
Period No	30	
Monthly Period	Okt 2017	
Interest Period	from 11.09.2017	to 11.10.2017 = 30 days
Collection Period	from 01.09.2017	to 30.09.2017

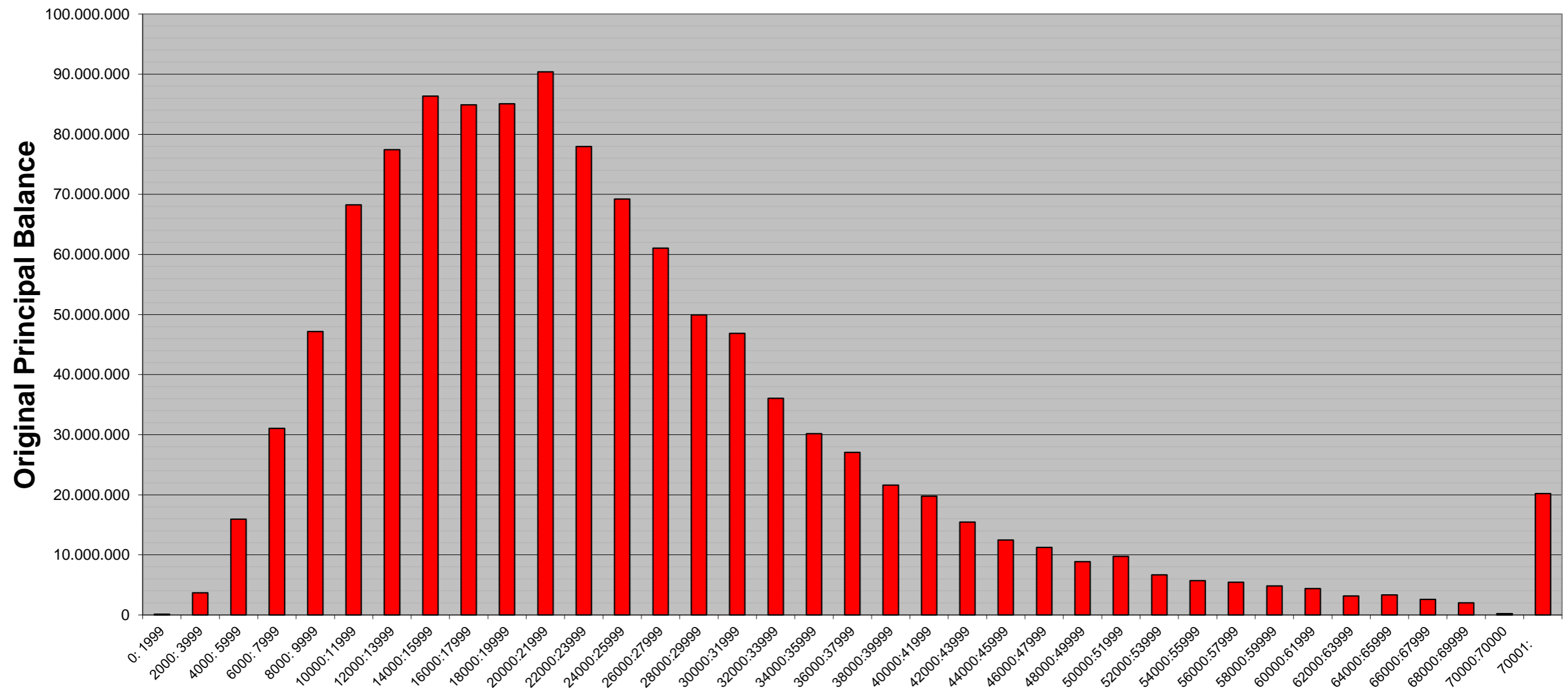
Original Principal Balance (Ranges in EUR)	Original Principal Balance in EUR	Percentage of Total Balance	Number of Loans	Percentage of Total Loans
0: 1999	151.335,55	0,01%	93	0,15%
2000: 3999	3.698.749,41	0,32%	1.157	1,83%
4000: 5999	15.922.509,52	1,39%	3.150	4,97%
6000: 7999	31.032.397,78	2,71%	4.413	6,97%
8000: 9999	47.174.489,47	4,11%	5.238	8,27%
10000:11999	68.245.954,58	5,95%	6.242	9,86%
12000:13999	77.418.531,54	6,75%	5.957	9,41%
14000:15999	86.335.163,19	7,53%	5.750	9,08%
16000:17999	84.916.485,64	7,41%	5.002	7,90%
18000:19999	85.095.616,41	7,42%	4.481	7,08%
20000:21999	90.382.690,06	7,88%	4.319	6,82%
22000:23999	77.976.381,67	6,80%	3.396	5,36%
24000:25999	69.237.366,52	6,04%	2.772	4,38%
26000:27999	61.075.175,72	5,33%	2.267	3,58%
28000:29999	49.932.840,60	4,36%	1.722	2,72%
30000:31999	46.882.393,51	4,09%	1.514	2,39%
32000:33999	36.046.443,84	3,14%	1.093	1,73%
34000:35999	30.196.030,83	2,63%	864	1,36%
36000:37999	27.050.604,85	2,36%	733	1,16%
38000:39999	21.589.637,40	1,88%	554	0,87%
40000:41999	19.763.092,89	1,72%	484	0,76%
42000:43999	15.447.205,95	1,35%	360	0,57%
44000:45999	12.460.183,69	1,09%	277	0,44%
46000:47999	11.228.334,70	0,98%	239	0,38%
48000:49999	8.856.287,76	0,77%	181	0,29%
50000:51999	9.761.146,49	0,85%	192	0,30%
52000:53999	6.659.156,65	0,58%	126	0,20%
54000:55999	5.716.279,09	0,50%	104	0,16%
56000:57999	5.463.135,62	0,48%	96	0,15%
58000:59999	4.835.286,55	0,42%	82	0,13%
60000:61999	4.383.661,34	0,38%	72	0,11%
62000:63999	3.145.630,50	0,27%	50	0,08%
64000:65999	3.315.942,13	0,29%	51	0,08%
66000:67999	2.608.096,25	0,23%	39	0,06%
68000:69999	1.999.784,29	0,17%	29	0,05%
70000:70000	210.000,00	0,02%	3	0,00%
70001:	20.196.753,11	1,76%	227	0,36%
Total	1.146.410.775,10	100,00%	63.329	100,00%

Statistics	in EUR
Average Amount	18.102,46

**SC Germany Vehicles 2015-1
Monthly Investor Report**

7.1 Original PB (Graph)

Reporting Date	08.10.2017				
Payment Date	11.10.2017				
Period No	30				
Monthly Period	Okt 2017				
Interest Period	from	11.09.2017	to	11.10.2017	= 30 days
Collection Period	from	01.09.2017	to	30.09.2017	



**SC Germany Vehicles 2015-1
Monthly Investor Report**

8. Current Principal Balance



Reporting Date	08.10.2017	
Payment Date	11.10.2017	
Period No	30	
Monthly Period	Okt 2017	
Interest Period	from 11.09.2017	to 11.10.2017 = 30 days
Collection Period	from 01.09.2017	to 30.09.2017

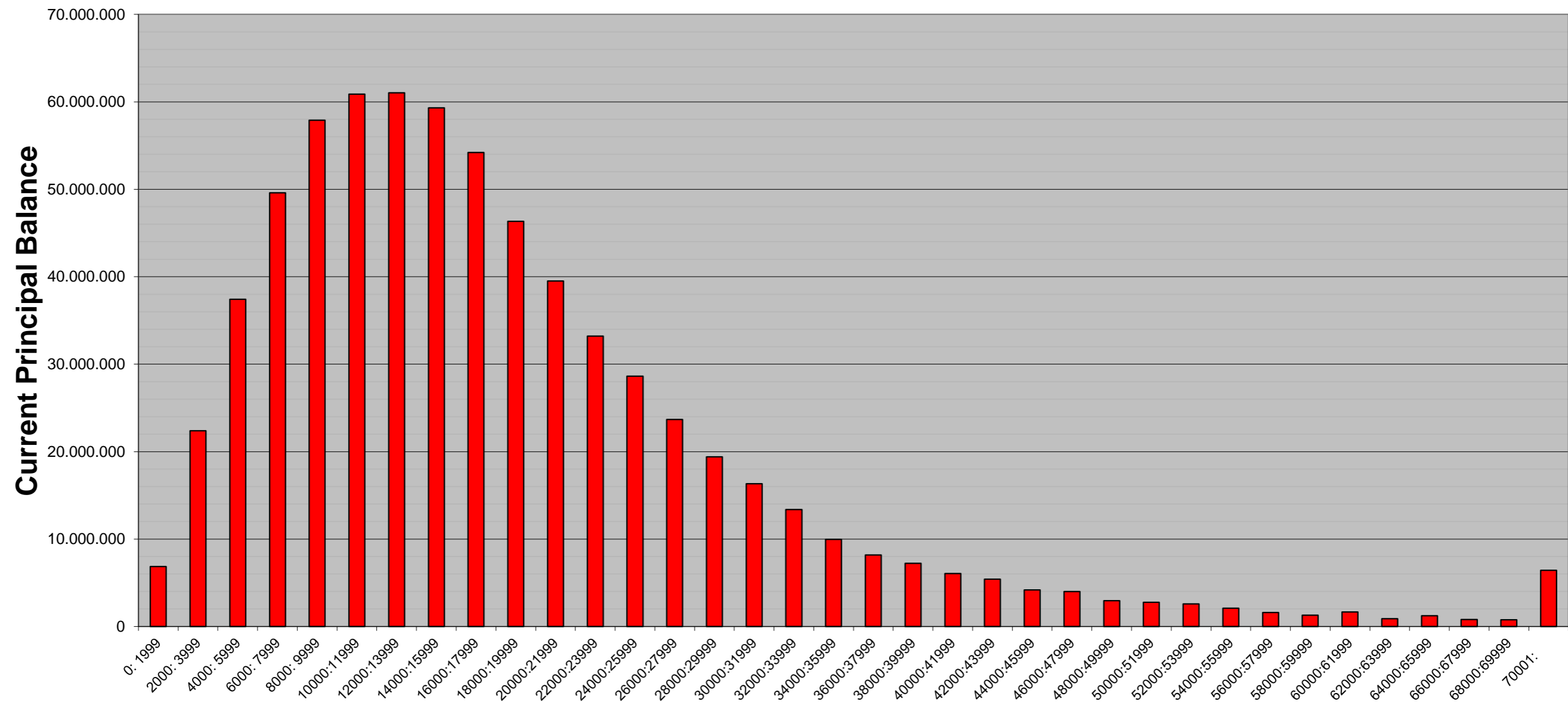
Current Principal Balance (Ranges in EUR)	Current Principal Balance in EUR	Percentage of Total Balance	Number of Loans	Percentage of Total Loans
0: 1999	6.845.027,52	0,98%	6.536	10,32%
2000: 3999	22.377.371,35	3,20%	7.403	11,69%
4000: 5999	37.427.351,69	5,35%	7.492	11,83%
6000: 7999	49.599.823,67	7,09%	7.089	11,19%
8000: 9999	57.893.737,43	8,27%	6.452	10,19%
10000:11999	60.864.739,32	8,69%	5.548	8,76%
12000:13999	61.027.608,33	8,72%	4.698	7,42%
14000:15999	59.301.128,57	8,47%	3.960	6,25%
16000:17999	54.216.393,50	7,75%	3.192	5,04%
18000:19999	46.333.739,20	6,62%	2.447	3,86%
20000:21999	39.509.183,48	5,64%	1.885	2,98%
22000:23999	33.197.383,17	4,74%	1.447	2,28%
24000:25999	28.634.668,17	4,09%	1.148	1,81%
26000:27999	23.681.133,15	3,38%	878	1,39%
28000:29999	19.393.426,48	2,77%	670	1,06%
30000:31999	16.322.346,64	2,33%	527	0,83%
32000:33999	13.377.556,30	1,91%	406	0,64%
34000:35999	9.957.489,62	1,42%	285	0,45%
36000:37999	8.163.542,90	1,17%	221	0,35%
38000:39999	7.214.136,52	1,03%	185	0,29%
40000:41999	6.069.202,51	0,87%	148	0,23%
42000:43999	5.416.561,96	0,77%	126	0,20%
44000:45999	4.166.766,34	0,60%	93	0,15%
46000:47999	3.987.739,26	0,57%	85	0,13%
48000:49999	2.936.362,03	0,42%	60	0,09%
50000:51999	2.755.435,94	0,39%	54	0,09%
52000:53999	2.593.872,67	0,37%	49	0,08%
54000:55999	2.084.455,31	0,30%	38	0,06%
56000:57999	1.593.532,48	0,23%	28	0,04%
58000:59999	1.295.849,57	0,19%	22	0,03%
60000:61999	1.647.739,11	0,24%	27	0,04%
62000:63999	881.063,33	0,13%	14	0,02%
64000:65999	1.238.563,30	0,18%	19	0,03%
66000:67999	802.218,82	0,11%	12	0,02%
68000:69999	761.743,65	0,11%	11	0,02%
70001:	6.431.105,75	0,92%	74	0,12%
Total	699.999.999,04	100,00%	63.329	100,00%

Statistics	in EUR
Average Amount	11.053,39

**SC Germany Vehicles 2015-1
Monthly Investor Report**

8.1 Current PB (Graph)

Reporting Date	08.10.2017	
Payment Date	11.10.2017	
Period No	30	
Monthly Period	Okt 2017	
Interest Period	from 11.09.2017	to 11.10.2017 = 30 days
Collection Period	from 01.09.2017	to 30.09.2017



**SC Germany Vehicles 2015-1
Monthly Investor Report**

9. Borrower Concentration



Reporting Date			08.10.2017			
Payment Date			11.10.2017			
Period No			30			
Monthly Period			Okt 2017			
Interest Period	from	11.09.2017	to	11.10.2017	=	30 days
Collection Period	from	01.09.2017	to	30.09.2017		

No	Current Principal Balance in EUR	Percentage of Balance	Number of Loans
1	192.664,14	0,0275%	2
2	142.021,98	0,0203%	1
3	126.607,02	0,0181%	1
4	121.198,58	0,0173%	1
5	120.338,72	0,0172%	1
6	118.752,49	0,0170%	1
7	118.348,88	0,0169%	1
8	112.497,59	0,0161%	1
9	108.812,49	0,0155%	2
10	108.715,37	0,0155%	1
11	107.989,25	0,0154%	2
12	107.344,77	0,0153%	1
13	106.059,58	0,0152%	1
14	105.598,74	0,0151%	2
15	104.753,44	0,0150%	1
16	104.652,41	0,0150%	1
17	103.005,31	0,0147%	1
18	101.239,24	0,0145%	1
19	98.037,93	0,0140%	1
20	96.293,39	0,0138%	2
21	95.876,55	0,0137%	1
22	95.519,47	0,0136%	1
23	94.527,44	0,0135%	2
24	94.361,27	0,0135%	4
25	94.076,99	0,0134%	2
Total	2.779.293,04	0,3970%	35

**SC Germany Vehicles 2015-1
Monthly Investor Report**

10. Geographical Distribution



Reporting Date	08.10.2017	
Payment Date	11.10.2017	
Period No	30	
Monthly Period	Okt 2017	
Interest Period	from 11.09.2017	to 11.10.2017 = 30 days
Collection Period	from 01.09.2017	to 30.09.2017

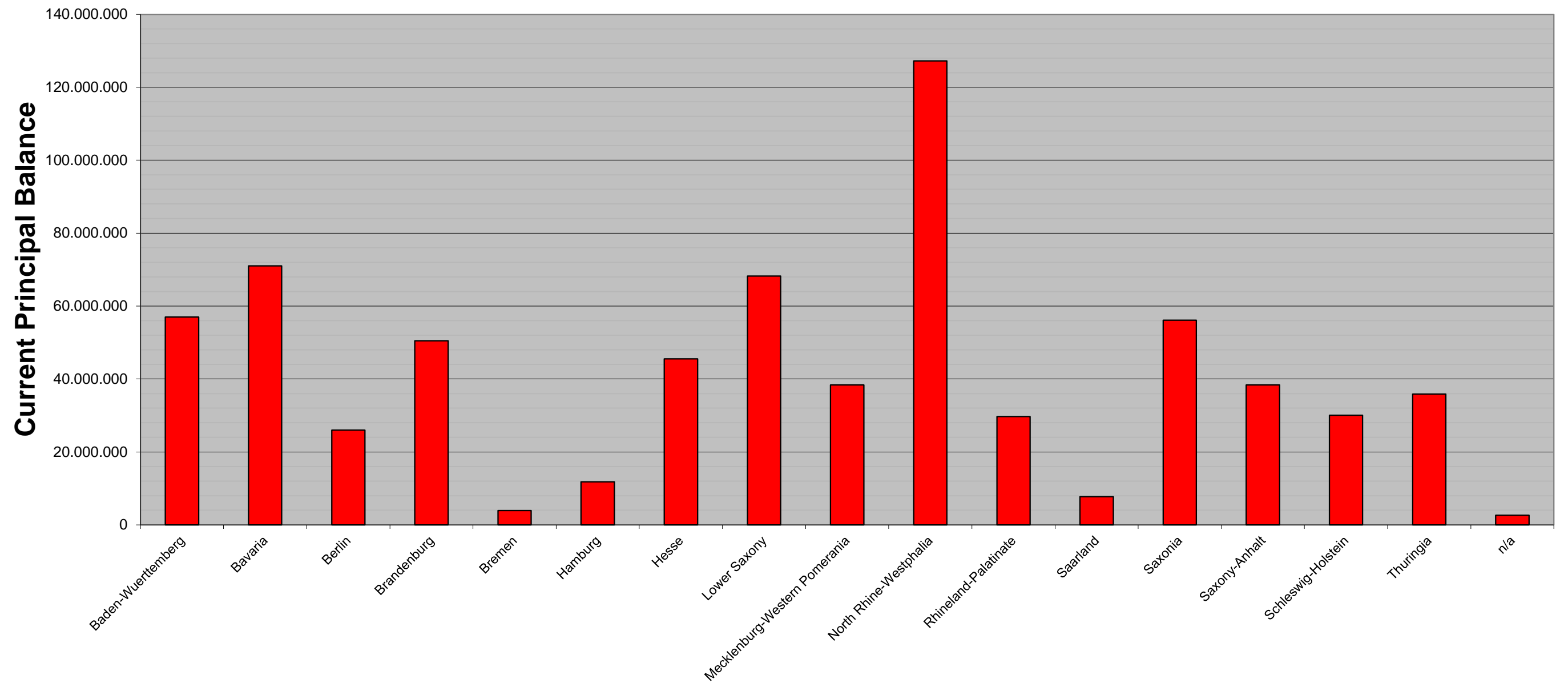
State	Current Principal Balance in EUR	Percentage of Total Balance	Number of Loans	Percentage of Total Loans
Baden-Wuerttemberg	57.020.307,13	8,15%	4.916	7,76%
Bavaria	70.997.773,37	10,14%	6.126	9,67%
Berlin	25.951.545,80	3,71%	2.522	3,98%
Brandenburg	50.470.531,50	7,21%	4.645	7,33%
Bremen	3.925.033,80	0,56%	337	0,53%
Hamburg	11.800.924,98	1,69%	994	1,57%
Hesse	45.529.344,98	6,50%	4.061	6,41%
Lower Saxony	68.256.187,71	9,75%	5.992	9,46%
Mecklenburg-Western	38.352.733,43	5,48%	3.331	5,26%
North Rhine-Westphali	127.199.896,72	18,17%	11.627	18,36%
Rhineland-Palatinate	29.723.699,21	4,25%	2.650	4,18%
Saarland	7.716.720,06	1,10%	671	1,06%
Saxonia	56.158.812,21	8,02%	5.429	8,57%
Saxony-Anhalt	38.355.615,56	5,48%	3.772	5,96%
Schleswig-Holstein	30.030.078,40	4,29%	2.660	4,20%
Thuringia	35.859.247,56	5,12%	3.346	5,28%
n/a	2.651.546,62	0,38%	250	0,39%
Total	699.999.999,04	100,00%	63.329	100,00%

**SC Germany Vehicles 2015-1
Monthly Investor Report**

10.1 Geographical Distribution (Graph)



Reporting Date	08.10.2017				
Payment Date	11.10.2017				
Period No	30				
Monthly Period	Okt 2017				
Interest Period	from	11.09.2017	to	11.10.2017	= 30 days
Collection Period	from	01.09.2017	to	30.09.2017	



**SC Germany Vehicles 2015-1
Monthly Investor Report**

11. Object/Vehicle Type



Reporting Date			08.10.2017			
Payment Date			11.10.2017			
Period No			30			
Monthly Period			Okt 2017			
Interest Period	from	11.09.2017	to	11.10.2017	=	30 days
Collection Period	from	01.09.2017	to	30.09.2017		

<i>Vehicle Type</i>	<i>Current Principal Balance in EUR</i>	<i>Percentage of Total Balance</i>	<i>Number of Loans</i>	<i>Percentage of Total Loans</i>
New Vehicle	343.229.462,65	49,03%	26.837	42,38%
Used Vehicle	356.770.536,39	50,97%	36.492	57,62%
Total	699.999.999,04	100,00%	63.329	100,00%

<i>Object Type</i>	<i>Current Principal Balance in EUR</i>	<i>Percentage of Total Balance</i>	<i>Number of Loans</i>	<i>Percentage of Total Loans</i>
Car	660.800.588,67	94,40%	59.577	94,08%
Leisure	28.058.259,40	4,01%	1.409	2,22%
Motorbike	11.141.150,97	1,59%	2343	3,70%
Total	699.999.999,04	100,00%	63.329	100,00%

**SC Germany Vehicles 2015-1
Monthly Investor Report**

12. Insurances



Reporting Date			08.10.2017			
Payment Date			11.10.2017			
Period No			30			
Monthly Period			Okt 2017			
Interest Period	from	11.09.2017	to	11.10.2017	=	30 days
Collection Period	from	01.09.2017	to	30.09.2017		

<i>Payment Protection Insurance</i>	<i>Current Principal Balance in EUR</i>	<i>Percentage of Total Balance</i>	<i>Number of Loans</i>	<i>Percentage of Total Loans</i>
No	393.442.118,55	56,21%	34.133	53,90%
Yes	306.557.880,49	43,79%	29.196	46,10%
Total	699.999.999,04	100,00%	63.329	100,00%

<i>Gap Insurance (Santander Safe)</i>	<i>Current Principal Balance in EUR</i>	<i>Percentage of Total Balance</i>	<i>Number of Loans</i>	<i>Percentage of Total Loans</i>
No	531.434.859,75	75,92%	49.239	77,75%
Yes	168.565.139,29	24,08%	14.090	22,25%
Total	699.999.999,04	100,00%	63.329	100,00%

<i>Repair Cost Insurance (Santander AutoCare)</i>	<i>Current Principal Balance in EUR</i>	<i>Percentage of Total Balance</i>	<i>Number of Loans</i>	<i>Percentage of Total Loans</i>
No	652.478.180,17	93,21%	58.706	92,70%
Yes	47.521.818,87	6,79%	4.623	7,30%
Total	699.999.999,04	100,00%	63.329	100,00%

**SC Germany Vehicles 2015-1
Monthly Investor Report**

13. Type of Contract



Reporting Date	08.10.2017	
Payment Date	11.10.2017	
Period No	30	
Monthly Period	Okt 2017	
Interest Period	from 11.09.2017	to 11.10.2017 = 30 days
Collection Period	from 01.09.2017	to 30.09.2017

<i>Contracts w/Balloon Payments</i>	<i>Current Principal Balance in EUR</i>	<i>Percentage of Total Balance</i>	<i>Number of Loans</i>	<i>Percentage of Total Loans</i>
No	439.987.145,26	62,86%	47.071	74,33%
Yes	260.012.853,78	37,14%	16.258	25,67%
- of which balloon rates	163.047.537,15	23,29%		
- of which regular installments	96.965.316,63	13,85%		
Total	699.999.999,04	100,00%	63.329	100,00%

<i>Balloon Loans - Original Term in months</i>	<i>Balloon Rates in EUR</i>	<i>Balloon Rates in % of Total Balloon Rates</i>	<i>Number of Balloon Loans</i>	<i>Percentage of Total Balloon Loans</i>
0:12	82.061,58	0,05%	10	0,06%
13:25	2.683.752,22	1,65%	290	1,78%
26:38	24.147.610,53	14,81%	2.236	13,75%
39:51	66.502.293,10	40,79%	6.404	39,39%
52:64	69.317.922,19	42,51%	7.302	44,91%
65:72	169.111,91	0,10%	8	0,05%
73:	144.785,62	0,09%	8	0,05%
Total	163.047.537,15	100,00%	16.258	100,00%

<i>Balloon Loans - Remaining Term in months</i>	<i>Balloon Rates in EUR</i>	<i>Balloon Rates in % of Total Balloon Rates</i>	<i>Number of Balloon Loans</i>	<i>Percentage of Total Balloon Loans</i>
0:12	41.068.367,16	25,19%	4.329	26,63%
13:25	54.945.879,38	33,70%	5.461	33,59%
26:38	44.977.536,50	27,59%	4.346	26,73%
39:51	20.388.472,86	12,50%	1.973	12,14%
52:64	1.635.431,25	1,00%	148	0,91%
73:	31.850,00	0,02%	1	0,01%
Total	163.047.537,15	100,00%	16.258	100,00%

**SC Germany Vehicles 2015-1
Monthly Investor Report**

14. Payment Methods



Reporting Date			08.10.2017			
Payment Date			11.10.2017			
Period No			30			
Monthly Period			Okt 2017			
Interest Period	from	11.09.2017	to	11.10.2017	=	30 days
Collection Period	from	01.09.2017	to	30.09.2017		

<i>Payment Method</i>	<i>Current Principal Balance in EUR</i>	<i>Percentage of Total Balance</i>	<i>Number of Loans</i>	<i>Percentage of Total Loans</i>
Direct Debit	687.943.260,62	98,28%	62.080	98,03%
Other	12.056.738,42	1,72%	1.249	1,97%
Total	699.999.999,04	100,00%	63.329	100,00%

<i>Cycle of Payment</i>	<i>Current Principal Balance in EUR</i>	<i>Percentage of Total Balance</i>	<i>Number of Loans</i>	<i>Percentage of Total Loans</i>
15th of month	366.773.044,95	52,40%	33.466	52,84%
1st of month	333.226.954,09	47,60%	29.863	47,16%
Total	699.999.999,04	100,00%	63.329	100,00%

**SC Germany Vehicles 2015-1
Monthly Investor Report**

15. Downpayment



Reporting Date			08.10.2017			
Payment Date			11.10.2017			
Period No			30			
Monthly Period			Okt 2017			
Interest Period	from	11.09.2017	to	11.10.2017	=	30 days
Collection Period	from	01.09.2017	to	30.09.2017		

<i>Downpayment (Ranges in EUR)</i>	<i>Original Principal Balance in EUR</i>	<i>Percentage of Total Balance</i>	<i>Number of Loans</i>	<i>Percentage of Total Loans</i>	<i>Downpayment / Purchase Price in %</i>
No Downpayment	207.277.670,64	29,61%	18.264	28,84%	0,00%
0: 999	7.218.038,41	1,03%	1.212	1,91%	5,86%
1000: 1999	26.451.420,04	3,78%	4.282	6,76%	11,86%
2000: 2999	47.651.472,02	6,81%	6.453	10,19%	15,78%
3000: 3999	58.225.700,48	8,32%	6.412	10,12%	17,91%
4000: 4999	54.219.733,97	7,75%	4.962	7,84%	19,56%
5000: 5999	67.341.863,35	9,62%	5.646	8,92%	21,58%
6000: 6999	36.341.650,76	5,19%	2.905	4,59%	24,23%
7000: 7999	28.537.450,20	4,08%	2.171	3,43%	26,24%
8000: 8999	23.744.564,59	3,39%	1.848	2,92%	28,86%
9000: 9999	12.767.764,70	1,82%	939	1,48%	30,47%
10000:10999	39.152.531,45	5,59%	2.764	4,36%	31,68%
11000:11999	10.487.203,52	1,50%	664	1,05%	32,52%
12000:12999	10.470.775,53	1,50%	749	1,18%	36,29%
13000:13999	7.103.301,33	1,01%	480	0,76%	37,05%
14000:14999	5.716.744,16	0,82%	411	0,65%	39,87%
15000:15000	10.777.437,17	1,54%	711	1,12%	39,42%
15001:	46.514.676,72	6,64%	2.456	3,88%	44,28%
Total	699.999.999,04	100,00%	63.329	100,00%	19,91%

<i>Downpayment and Purchase Price</i>	<i>All Contracts</i>	<i>Contracts with Downpayment</i>
Average Downpayment	4.321,22 €	6.072,53 €
Average Purchase Price	21.702,58 €	23.403,74 €
Mimimum Downpayment		100,00 €
Maximum Downpayment		130.000,00 €
Downpayment in %	19,91%	25,95%

**SC Germany Vehicles 2015-1
Monthly Investor Report**

16. Customer Yield



Reporting Date	08.10.2017	
Payment Date	11.10.2017	
Period No	30	
Monthly Period	Okt 2017	
Interest Period	from 11.09.2017	to 11.10.2017 = 30 days
Collection Period	from 01.09.2017	to 30.09.2017

Yield Range *	Current Principal Balance in EUR	Percentage of Total Balance	Number of Loans	Percentage of Total Loans
0: 0	35.005,82	0,01%	3	0,00%
1: 1	20.985.258,83	3,00%	1.378	2,18%
2: 2	89.573.179,58	12,80%	6.169	9,74%
3: 3	275.028.196,78	39,29%	20.223	31,93%
4: 4	190.701.271,09	27,24%	18.878	29,81%
5: 5	83.345.756,92	11,91%	10.392	16,41%
6: 6	28.518.846,15	4,07%	4.153	6,56%
7: 7	8.173.508,05	1,17%	1.371	2,16%
8: 8	2.258.417,55	0,32%	465	0,73%
9: 9	1.259.055,38	0,18%	273	0,43%
10:10	111.725,57	0,02%	20	0,03%
11:11	7.025,52	0,00%	2	0,00%
12:12	2.140,22	0,00%	1	0,00%
14:14	611,58	0,00%	1	0,00%
Total	699.999.999,04	100,00%	63.329	100,00%

Statistics	in %
WA Interest	4,34%

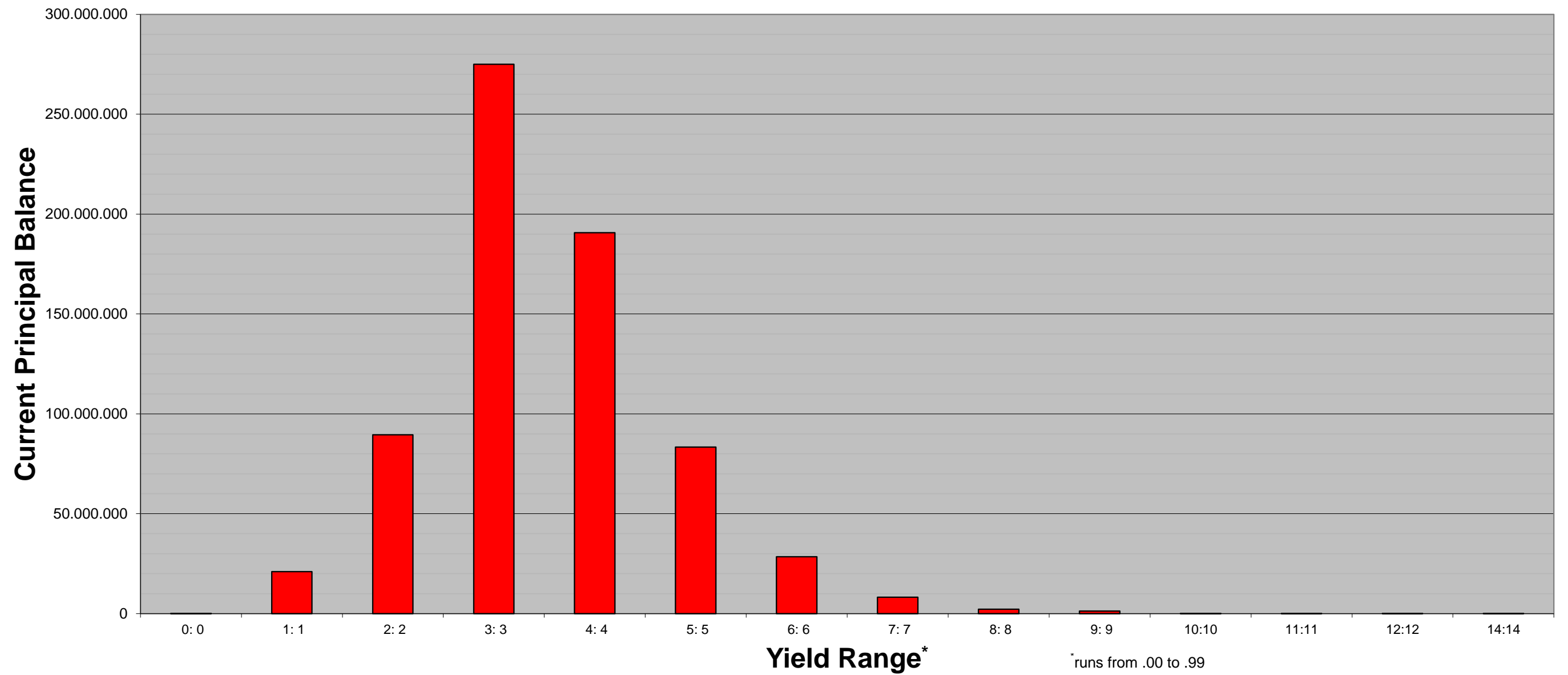
* runs from .00 to .99

**SC Germany Vehicles 2015-1
Monthly Investor Report**

16.1 Customer Yield (Graph)



Reporting Date			08.10.2017			
Payment Date			11.10.2017			
Period No			30			
Monthly Period			Okt 2017			
Interest Period	from	11.09.2017	to	11.10.2017	=	30 days
Collection Period	from	01.09.2017	to	30.09.2017		



**SC Germany Vehicles 2015-1
Monthly Investor Report**

17. Seasoning



Reporting Date	08.10.2017	
Payment Date	11.10.2017	
Period No	30	
Monthly Period	Okt 2017	
Interest Period	from 11.09.2017	to 11.10.2017 = 30 days
Collection Period	from 01.09.2017	to 30.09.2017

Seasoning in Months	Current Principal Balance in EUR	Percentage of Total Balance	Number of Loans	Percentage of Total Loans
0: 2	1.666.612,82	0,24%	120	0,19%
3: 5	20.699.085,30	2,96%	1.352	2,13%
6: 8	32.641.450,66	4,66%	2.188	3,45%
9:11	45.750.038,55	6,54%	3.122	4,93%
12:14	62.309.587,23	8,90%	4.340	6,85%
15:17	66.960.589,16	9,57%	4.846	7,65%
18:20	65.169.476,62	9,31%	4.859	7,67%
21:23	55.599.195,33	7,94%	4.257	6,72%
24:26	52.019.852,40	7,43%	4.287	6,77%
27:29	43.675.624,48	6,24%	3.857	6,09%
30:32	40.061.070,09	5,72%	3.869	6,11%
33:35	49.202.002,06	7,03%	5.287	8,35%
36:38	42.477.972,65	6,07%	4.649	7,34%
39:41	38.153.482,39	5,45%	4.142	6,54%
42:44	29.152.871,35	4,16%	3.476	5,49%
45:47	19.614.751,63	2,80%	2.772	4,38%
48:50	12.922.769,55	1,85%	1.744	2,75%
51:53	5.945.708,60	0,85%	964	1,52%
54:56	3.912.663,67	0,56%	659	1,04%
57:59	2.488.745,18	0,36%	517	0,82%
60:62	2.031.944,44	0,29%	401	0,63%
63:65	1.851.594,22	0,26%	286	0,45%
66:68	1.638.584,81	0,23%	332	0,52%
69:71	1.202.057,72	0,17%	307	0,48%
72:74	822.911,76	0,12%	184	0,29%
75:77	709.205,41	0,10%	145	0,23%
78:80	515.915,73	0,07%	127	0,20%
81:	804.235,23	0,11%	240	0,38%
Total	699.999.999,04	100,00%	63.329	100,00%

Statistics

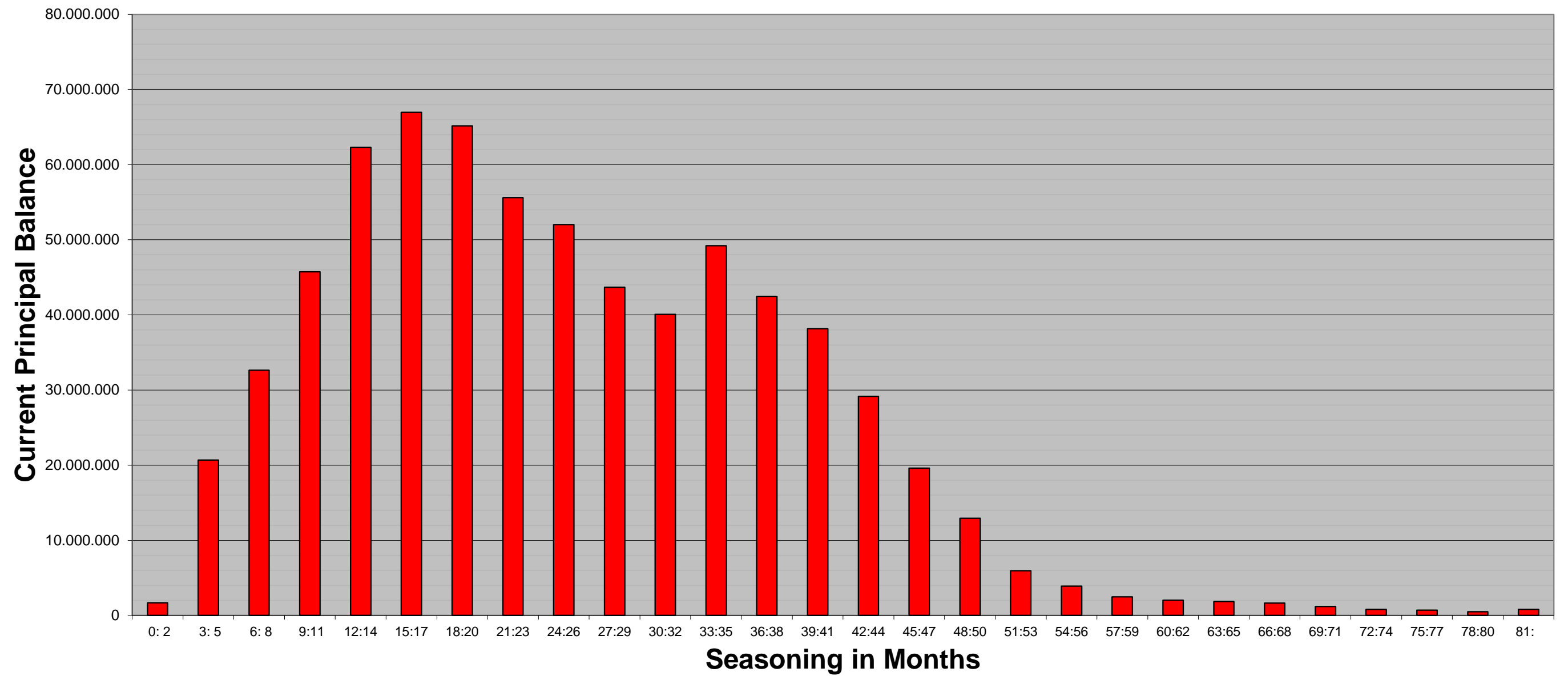
WA Seasoning	25,37
--------------	-------

**SC Germany Vehicles 2015-1
Monthly Investor Report**

17.1 Seasoning (Graph)



Reporting Date	08.10.2017				
Payment Date	11.10.2017				
Period No	30				
Monthly Period	Okt 2017				
Interest Period	from	11.09.2017	to	11.10.2017	= 30 days
Collection Period	from	01.09.2017	to	30.09.2017	



**SC Germany Vehicles 2015-1
Monthly Investor Report**

18. Remaining Term



Reporting Date			08.10.2017			
Payment Date			11.10.2017			
Period No			30			
Monthly Period			Okt 2017			
Interest Period	from	11.09.2017	to	11.10.2017	=	30 days
Collection Period	from	01.09.2017	to	30.09.2017		

Remaining Term in Months	Current Principal Balance in EUR	Percentage of Total Balance	Number of Loans	Percentage of Total Loans
0: 6	27.380.097,03	3,91%	7.243	11,44%
7: 13	52.695.232,13	7,53%	8.518	13,45%
14: 20	74.443.726,51	10,63%	8.860	13,99%
21: 27	95.778.589,09	13,68%	9.014	14,23%
28: 34	94.355.820,73	13,48%	7.745	12,23%
35: 41	85.060.707,31	12,15%	6.080	9,60%
42: 48	73.341.887,86	10,48%	4.908	7,75%
49: 55	53.558.908,34	7,65%	3.462	5,47%
56: 62	43.769.741,22	6,25%	2.712	4,28%
63: 69	31.840.878,20	4,55%	1.774	2,80%
70: 76	20.154.889,76	2,88%	1.007	1,59%
77: 83	22.682.786,28	3,24%	1.035	1,63%
84: 90	15.283.070,81	2,18%	640	1,01%
91: 97	5.910.194,54	0,84%	220	0,35%
98:104	1.910.942,71	0,27%	55	0,09%
105:107	914.444,17	0,13%	30	0,05%
108:	918.082,35	0,13%	26	0,04%
Total	699.999.999,04	100,00%	63.329	100,00%

Statistics

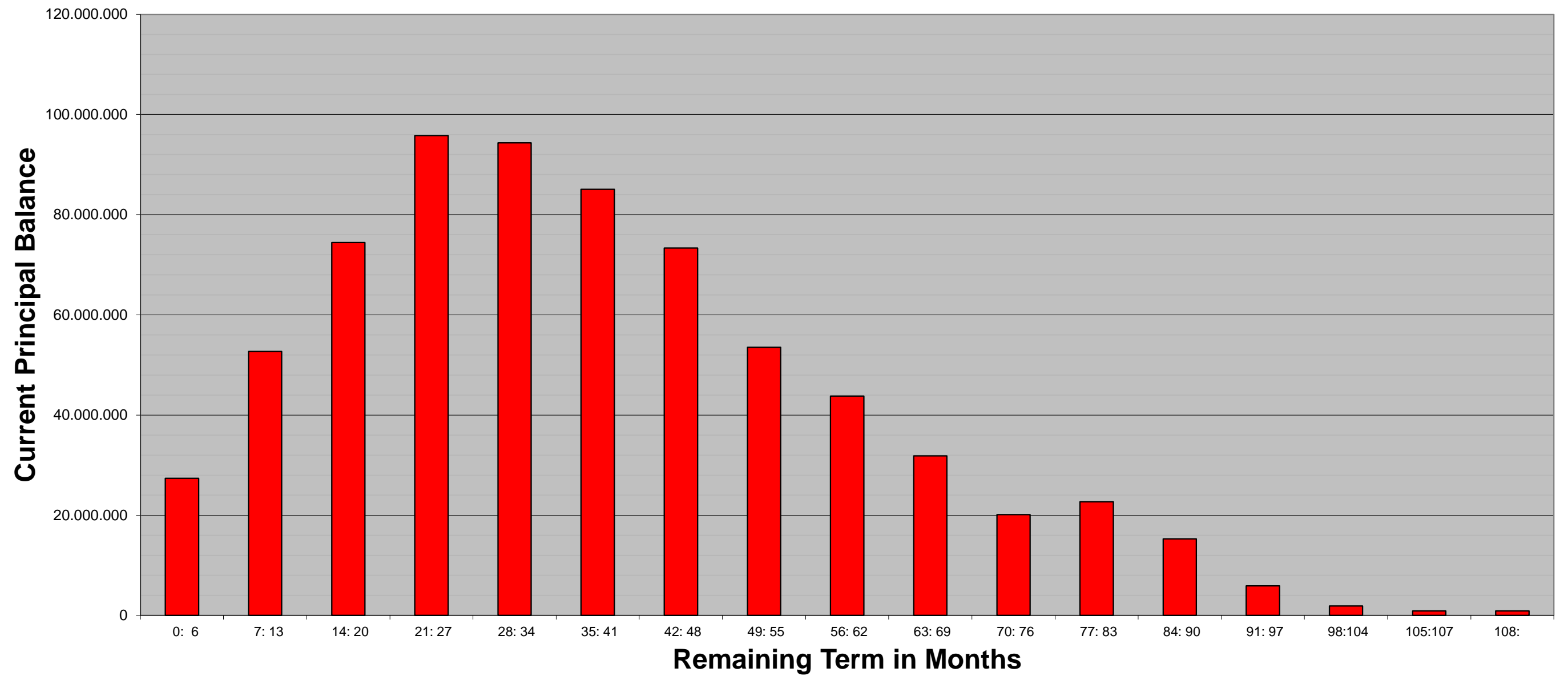
WA Remaining Term	38,07
-------------------	-------

**SC Germany Vehicles 2015-1
Monthly Investor Report**

18.1 Remaining Term (Graph)



Reporting Date			08.10.2017			
Payment Date			11.10.2017			
Period No			30			
Monthly Period			Okt 2017			
Interest Period	from	11.09.2017	to	11.10.2017	=	30 days
Collection Period	from	01.09.2017	to	30.09.2017		



**SC Germany Vehicles 2015-1
Monthly Investor Report**

19. Original Term



Reporting Date	08.10.2017	
Payment Date	11.10.2017	
Period No	30	
Monthly Period	Okt 2017	
Interest Period	from 11.09.2017	to 11.10.2017 = 30 days
Collection Period	from 01.09.2017	to 30.09.2017

<i>Original Term in Months</i>	<i>Current Principal Balance in EUR</i>	<i>Percentage of Total Balance</i>	<i>Number of Loans</i>	<i>Percentage of Total Loans</i>
0: 12	426.956,83	0,06%	162	0,26%
13: 25	10.203.372,14	1,46%	2.223	3,51%
26: 38	66.850.012,51	9,55%	9.196	14,52%
39: 51	169.724.999,68	24,25%	16.778	26,49%
52: 64	224.544.886,51	32,08%	18.521	29,25%
65: 77	73.423.532,79	10,49%	6.542	10,33%
78: 90	42.742.049,91	6,11%	3.084	4,87%
91:103	95.727.888,69	13,68%	6.187	9,77%
104:116	683.469,74	0,10%	40	0,06%
117:119	1.707.500,07	0,24%	66	0,10%
120:	13.965.330,17	2,00%	530	0,84%
Total	699.999.999,04	100,00%	63.329	100,00%

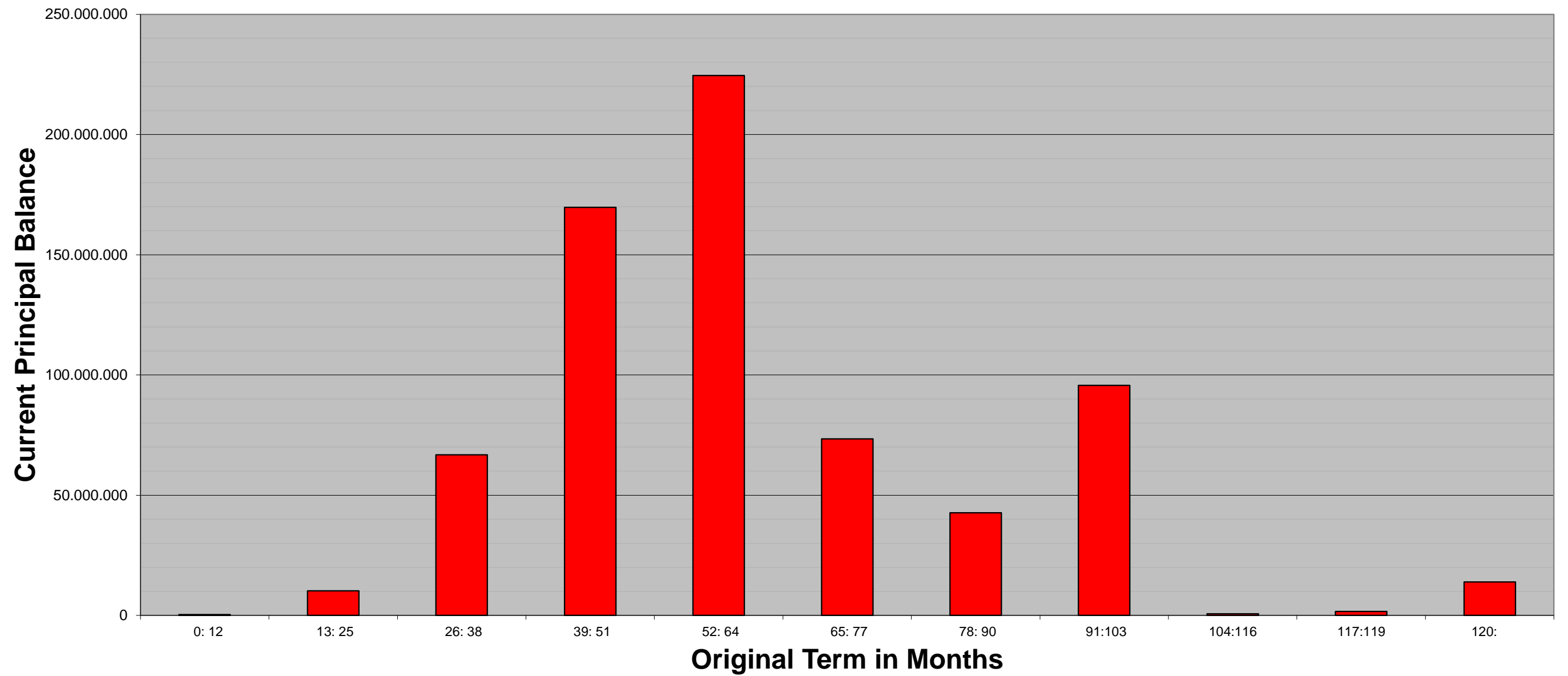
Statistics	
WA Original Term	63,45

**SC Germany Vehicles 2015-1
Monthly Investor Report**

19.1 Original Term (Graph)



Reporting Date			08.10.2017			
Payment Date			11.10.2017			
Period No			30			
Monthly Period			Okt 2017			
Interest Period	from	11.09.2017	to	11.10.2017	=	30 days
Collection Period	from	01.09.2017	to	30.09.2017		



**SC Germany Vehicles 2015-1
Monthly Investor Report**

20. Manufacturer Brands



Reporting Date	08.10.2017	
Payment Date	11.10.2017	
Period No	30	
Monthly Period	Okt 2017	
Interest Period	from 11.09.2017	to 11.10.2017 = 30 days
Collection Period	from 01.09.2017	to 30.09.2017

Manufacturer brands	Current Principal Balance in EUR	Percentage of Total Balance	Number of Loans	Percentage of Total Loans
1	69.218.675,99	9,89%	6.623	10,46%
2	65.129.589,20	9,30%	6.275	9,91%
3	62.356.211,37	8,91%	4.588	7,24%
4	45.004.387,66	6,43%	3.459	5,46%
5	41.897.475,34	5,99%	3.276	5,17%
6	38.772.427,18	5,54%	4.219	6,66%
7	37.284.103,29	5,33%	2.277	3,60%
8	31.928.758,16	4,56%	2.198	3,47%
9	31.750.786,32	4,54%	3.622	5,72%
10	29.792.101,42	4,26%	3.550	5,61%
11	29.445.902,51	4,21%	2.569	4,06%
12	28.717.759,86	4,10%	2.394	3,78%
13	26.767.211,10	3,82%	1.895	2,99%
14	21.837.432,17	3,12%	1.916	3,03%
15	17.592.725,77	2,51%	2.083	3,29%
Total	577.495.547,34	82,50%	50.944	80,44%

TOP 15 manufacturer brands in alphabetical order:
Audi, BMW, Citroen, Fiat, Ford, Hyundai, Kia, Mazda, Mercedes, Nissan, Opel, Peugeot, Renault, Volvo, VW

**SC Germany Vehicles 2015-1
Monthly Investor Report**

21. Priority of Payments + Transaction Costs



Reporting Date			08.10.2017			
Payment Date			11.10.2017			
Period No			30			
Monthly Period			Okt 2017			
Interest Period	from	11.09.2017	to	11.10.2017	=	30 days
Collection Period	from	01.09.2017	to	30.09.2017		

Priority of Payments

Available Distribution Amount		37.039.035,51 €
Senior Expenses	-	- €
Interest Notes Class A	-	516.302,50 €
Interest Notes Class B	-	120.085,70 €
Replenishment	-	27.263.027,85 €
Payments to Purchase Shortfall Account	-	0,96 €
Payments to Reserve Fund	-	7.000.000,00 €
Principal Payments Class A	-	- €
Principal Payments Class B	-	- €
Payments to Commingling Reserve Ledger	-	n/a
Payments to Set-Off Reserve Ledger	-	n/a
Interest Subordinated Loan	-	14.390,83 €
Principal Payments Subordinated Loan	-	- €
Payments to Seller	=	2.125.227,67 €

Transaction Costs

	All notes	Class A	Class B
Senior Expenses	- €		
Interest accrued for the Period	- 636.388,20 €	- 516.302,50 €	- 120.085,70 €
Cumulative Interest accrued	- 19.134.185,00 €	- 15.523.600,75 €	- 3.610.584,25 €
Interest Payments	- 636.388,20 €	- 516.302,50 €	- 120.085,70 €
Cumulative Interest Payments	- 19.134.185,00 €	- 15.523.600,75 €	- 3.610.584,25 €
Interest accrued on Subordinated Loan for the	- 14.390,83 €		
Cumulative Interest accrued on Subordinated L	- 432.684,39 €		
Interest Payments on Subordinated Loan	- 14.390,83 €		
Cumulative Interest Payments on Subordinatec	- 432.684,39 €		
Unpaid Interest for the Period	- €		
Cumulative Unpaid Interest	- €		

SC Germany Vehicles 2015-1 Monthly Investor Report

22. Retention



Reporting Date	08.10.2017	
Payment Date	11.10.2017	
Period No	30	
Monthly Period	11.10.2017	
Interest Period	from 11.09.2017	to 11.10.2017 = 30 days
Collection Period	from 01.09.2017	to 30.09.2017

Santander Consumer Bank AG confirms its compliance to have continuously retained a net economic interest in the SC Germany Vehicles 2015-1 securitisation transaction of at least 5% of the securitised Purchased Receivables pursuant to Art. 405 of the CRR (Regulation (EU) No 575/2013 of the European Parliament and of the Council of 26 June 2013) by retaining the regulatory first loss tranche which is represented by the Subordinated Loan of at least 1% and by retaining the regulatory second loss tranche which is represented by the Class B Notes of at least 4%.

Outstanding Principal Balance of Purchased Receivables as of the Offer Date:	699.999.999,63 €
Outstanding Principal Balance of Purchased Receivables as of the beginning of the Monthly Period:	699.999.994,38 €
Outstanding Principal Balance of Purchased Receivables as of the end of the Monthly Period:	699.999.999,04 €
Outstanding Principal Balance of the Subordinated Loan as of the Offer Date:	7.000.000,00 €
Outstanding Principal Balance of the Subordinated Loan as of the beginning of the Monthly Period:	7.000.000,00 €
Outstanding Principal Balance of the Subordinated Loan as of the end of the Monthly Period:	7.000.000,00 €
Outstanding Balance of the Class B Notes as of the Offer Date:	66.500.000,00 €
Outstanding Balance of the Class B Notes as of the beginning of the Monthly Period:	66.500.000,00 €
Outstanding Balance of the Class B Notes of the end of the Monthly Period:	66.500.000,00 €
Net Economic Interest Ratio as of Offer Date:	10,50%
Net Economic Interest Ratio as of the beginning of the Monthly Period:	10,50%
Net Economic Interest Ratio as of the end of the Monthly Period:	10,50%

**SC Germany Vehicles 2015-1
Monthly Investor Report**

23. Counterparties



Reporting Date	08.10.2017				
Payment Date	11.10.2017				
Period No	30				
Monthly Period	Okt 2017				
Interest Period	from	11.09.2017	to	11.10.2017	= 30 days
Collection Period	from	01.09.2017	to	30.09.2017	

Calculation Agent, Cash Administrator:

[eMail: tsampikos.trigenis@bnymellon.com](mailto:tsampikos.trigenis@bnymellon.com)
Phone: +49 69 12014 1772

Bank of New York Mellon
Friedrich-Ebert-Anlage 49
60327 Frankfurt am Main
Germany

Account Bank and Principal Paying Agent:

[eMail: tsampikos.trigenis@bnymellon.com](mailto:tsampikos.trigenis@bnymellon.com)
Phone: +49 69 12014 1772

Bank of New York Mellon
Friedrich-Ebert-Anlage 49
60327 Frankfurt am Main
Germany

Transaction Security Trustee:

nella.liburd@intertrustgroup.com
Phone: +44 (0) 20 7398 6324

Intertrust Trustees Limited
35 Great St. Helen's
London EC3A 6AP
United Kingdom

Data Trustee:

frankfurt@intertrustgroup.com
Phone: +49 (0) 69 643 50 8904

Intertrust (Deutschland) GmbH
Grüneburgweg 58-62
60322 Frankfurt am Main
Germany

Rating Agencies:

DBRS Ratings Ltd.
Structured Finance
1 Minister Court, 10th floor, Mincing Lane
EC3R 7 AA London
United Kingdom

Standard & Poor's Ratings Services
Structured Finance
20 Canada Square
E14 5LH London
United Kingdom

Long Term	DBRS			S & P		
	Short Term	Outlook	Long Term	Short Term	Outlook	
AA	R-1H	STABLE	AA-	A-1+	STABLE	
AA	R-1H	STABLE	AA-	A-1+	STABLE	
-	-	-	-	-	-	
-	-	-	-	-	-	

Counterparty status
performing
performing
performing
performing

Ratings as of 30.09.2017, data source: Bloomberg

**SC Germany Vehicles 2015-1
Monthly Investor Report**

24. Issuer Information



Reporting Date		08.10.2017			
Payment Date		11.10.2017			
Period No		30			
Monthly Period		Okt 2017			
Interest Period	from	11.09.2017	to	11.10.2017	= 30 days
Collection Period	from	01.09.2017	to	30.09.2017	

Deal Name:

SC Germany Vehicles 2015-1

Issuer:

SC Germany Vehicles 2015-1 UG (haftungsbeschränkt)

The Managing Directors
Grüneburgweg 58-62
60322 Frankfurt am Main
Germany
eMail frankfurt@intertrustgroup.com
fax +49 (0) 69 643 50 8925

Seller of the Receivables:

Santander Consumer Bank AG

Servicer Name:

Santander Consumer Bank AG

Reporting Entity:

Santander Consumer Bank AG

Capital Markets
Santander-Platz 1
41061 Mönchengladbach
Germany
eMail abs_ger@santander.de
fax +49 (0) 2161 690 7077

SPV-Administrator:

Intertrust (Deutschland) GmbH

Grüneburgweg 58-62
60322 Frankfurt am Main
Germany
eMail frankfurt@intertrustgroup.com
fax +49 (0) 69 643 50 8925

SC Germany Vehicles 2015-1 Monthly Investor Report

25. Santander Consumer Bank



Contact Details

Capital Markets

Peter René Müller +49-2161-690-7337
 Ralf Schüring +49-2161-690-5464
 Bastian Menges +49-2161-690-7085
 Stefan Zilligen +49-2161-690-6069
 Tobias Daners +49-2161-690-7410
 Ronja Dahmen +49-2161-690-9453
 Team ABS

peterrene.mueller@santander.de
ralf.schuering@santander.de
bastian.menges@santander.de
stefan.zilligen@santander.de
tobias.daners@santander.de
ronja.dahmen@santander.de
abs_ger@santander.de

Reporting Date	08.10.2017				
Payment Date	11.10.2017				
Period No	30				
Monthly Period	Okt 2017				
Interest Period	from	11.09.2017	to	11.10.2017	= 30 days
Collection Period	from	01.09.2017	to	30.09.2017	

Ratings Santander

Banco Santander S.A.

Santander Consumer Finance S.A.

Santander Consumer Bank AG

DBRS			S & P		
Long Term	Short Term	Outlook	Long Term	Short Term	Outlook
A	R-1L	STABLE	A-	A-2	STABLE
-	-	-	BBB+	A-2	STABLE
-	-	-	BBB+	A-2	STABLE

Ratings as of 30.09.2017, data source: Bloomberg